

European Weekly Summary

October 15, 2019

Key points:

- *The Stoxx 600—along with Belgium, Spain, Italy, Sweden, and France—was moved to a Confirmed Uptrend after the index breached its previous rally's high.*
- *We recommend increasing exposure to European equities.*
- *The recent move has been led by Cyclical and Financials. Actionable ideas include U.K. Real Estate & related names.*
- *Staples continue to lag and, as mentioned in our September 4 note, we are concerned by the extended nature of the sector and recommend underweighting it.*
- *Over the last two weeks, we have not removed any names but added Solaria Energia (SEM.ES) in Spain. Our list count is at 42 names.*

Prepared by:

Tristan d'Aboville – Executive Director – Research Analyst,

tristan.daboville@williamoneil.com | Direct: +44 20 3178 7125 | Mobile: +44 77 0344 5260

COMMENTARY

I – Europe Back To A Confirmed Uptrend

- The Stoxx Europe 600 Index gained 1.1% to 394.02 today, its highest level in the last ~17 months. The index breached its previous rally's high and thus was moved to a Confirmed Uptrend from an Uptrend Under Pressure. We recommend increasing exposure to European equities.
- A similar action occurred at the country level: Belgium, Spain, Italy, Sweden, and France were moved to a Confirmed Uptrend after breaching previous rally highs. These countries joined Germany, Portugal, and the Netherlands which recorded a follow-through day last Friday. We now have a majority of countries in a Confirmed Uptrend.
- The number of distribution days has started to decrease (3.69 on average in Europe) and the number of stocks breaking out of consolidation has started to increase again.

II – Cyclical and Financials Gaining Momentum; Staples Under Distribution

- The recent move has been led by Cyclical and Financials. The latter has recently been driven by a strong bounce from U.K. and Irish banks on the back of positive Brexit news.
- Actionable ideas include U.K. Real Estate & related names such as Workspace (WKP.GB), Great Portland Estates (GPO.GB), Land Securities Group (LAND.GB), Crest Nicholson (CRST.GB), and Marshalls (MSLH.GB).
- Staples has been one of the worst performing sectors in the past four and eight weeks. As we have mentioned since September, we have been concerned by the extended nature of the sector versus the

benchmark (see the trailing 12-month oscillation of Staples versus the Stoxx 600 in our note from September 4).

- Previous leading large-cap stocks in the region are now showing massive distribution, including Nestle (NESN.CH), EFL name Diageo (DGE.GB), and Danone (BSN.FR). We recommend trimming positions in these names and lowering exposure to the sector.

III – EFL Update

- Over the last two weeks, we have not removed any names but added Solaria Energia (SEM.ES) in Spain. Our list count is at 42 names.
- Solaria Energia (SEM.ES) is a 0.9B market cap renewable power generation company mainly engaged in the design, development, and operation of solar photovoltaic plants. It has 16 projects in operation across four countries and a large pipeline of projects under construction and potentially developable, mainly in Spain.
- We recommend buying shares after they broke out of a 10-week consolidation last week. They are a bit above the typical pivot range, which we see as an optimal entry, but given an all-time high RS line and very strong money flows, we think it can still be purchased. Strong technical ratings: RS Rating of 98, A/D Rating of A, and Up/Down Volume ratio of 2.9 in the recent week. Fundamental ratings are solid and should keep improving, including an EPS Rank of 69, which will likely rise significantly in the coming quarters, and an SMR Rating of B, driven by ~20% pretax margins and ROE. Over the past three years, the company has had annual sales growth of 45% and EPS growth of 71%. Given the large contribution from newly built and pipeline projects, growth will likely accelerate in the next two years.

Sector Heat Map: Average Perf. – Market Cap Average Weighted

(Market Cap > \$0.5BN & ADV > \$1M)

Sectors	5 Days	4 Weeks	8 Weeks	13 Weeks	26 Weeks	52 Weeks
Financial	5.2%	2.7%	9.2%	0.4%	-0.8%	5.9%
Consumer Cyclical	4.9%	0.7%	6.6%	0.0%	1.8%	16.0%
Transportation	4.9%	2.5%	10.2%	7.6%	6.5%	14.8%
Technology	4.2%	3.2%	7.4%	5.1%	8.3%	16.3%
Retail	3.7%	2.6%	7.2%	5.4%	7.8%	18.0%
Basic Material	3.1%	-1.5%	6.8%	-1.3%	-2.8%	5.1%
Capital Equipment	2.7%	-1.3%	5.0%	0.6%	1.8%	11.4%
Health Care	1.1%	1.3%	0.9%	4.1%	7.7%	15.2%
Energy	0.9%	-2.9%	3.3%	-5.7%	-7.4%	-5.0%
Utility	0.0%	2.2%	3.9%	4.2%	9.2%	26.3%
Consumer Staple	-1.2%	-1.6%	-1.8%	0.0%	5.0%	18.9%

Source: William O'Neil + Co.

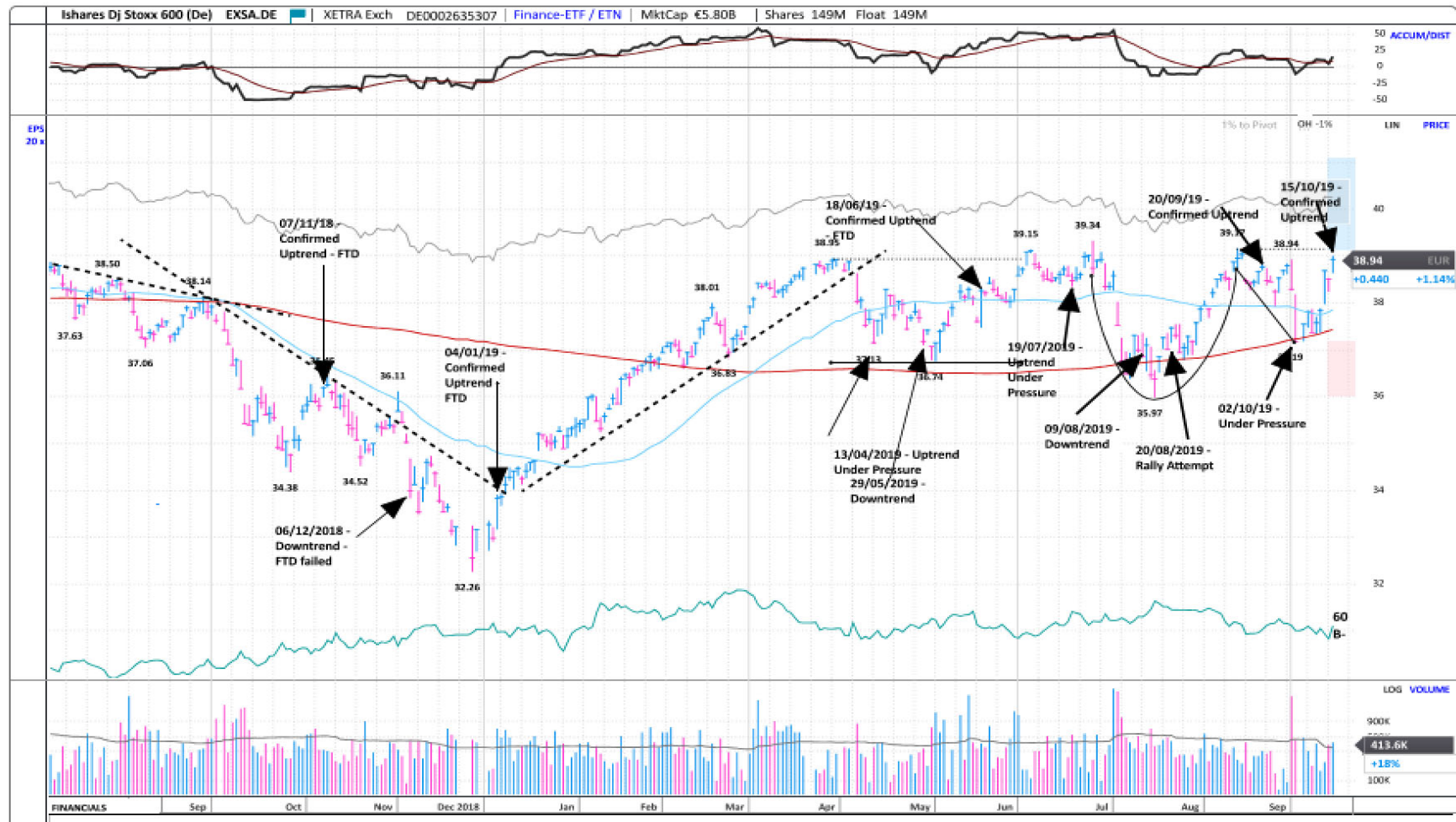
Market Condition

O'Neil Methodology

Country	Market Condition	Distribution Days
Austria	Under Pressure	3
Belgium	Rally	4
Czech Republic	Rally Attempt	-
Denmark	Under Pressure	6
Finland	Under Pressure	7
France	Rally	2
Germany	Rally	-
Greece	Under Pressure	4
Ireland	Rally	0
Italy	Rally	3
Luxembourg	Under Pressure	-
Netherlands	Rally	-
Norway	Under Pressure	4
Portugal	Rally	-
Spain	Rally	4
Stoxx600	Rally	4
Sweden	Rally	3
Switzerland	Under Pressure	4
UK	Rally Attempt	-
All Europe (Median)		4.00
All Europe (Average)		3.69

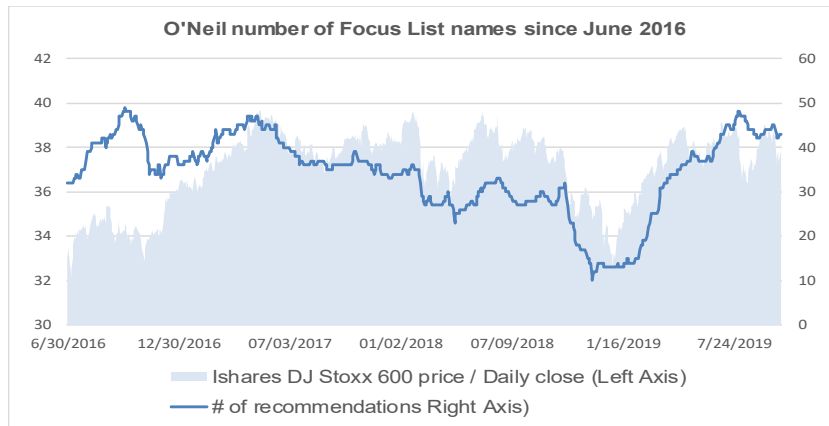
Source: William O'Neil + Co.

Ishares Dj Stoxx 600 (EXSA.DE) – Daily Datagraph

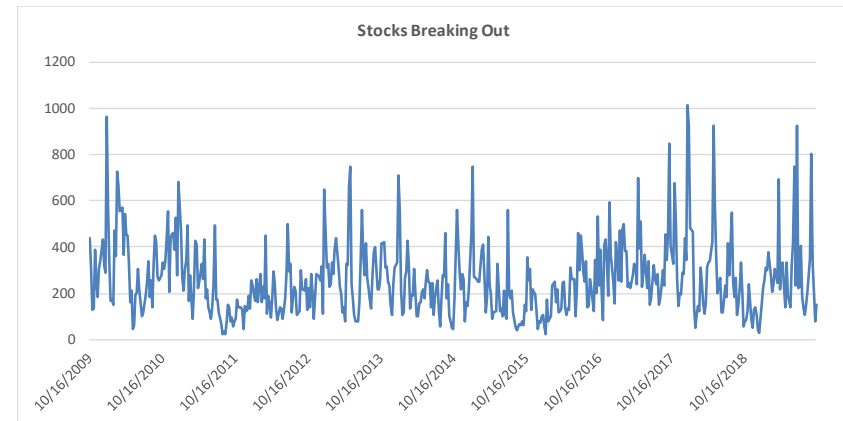


Source: PANARAY; William O'Neil + Co

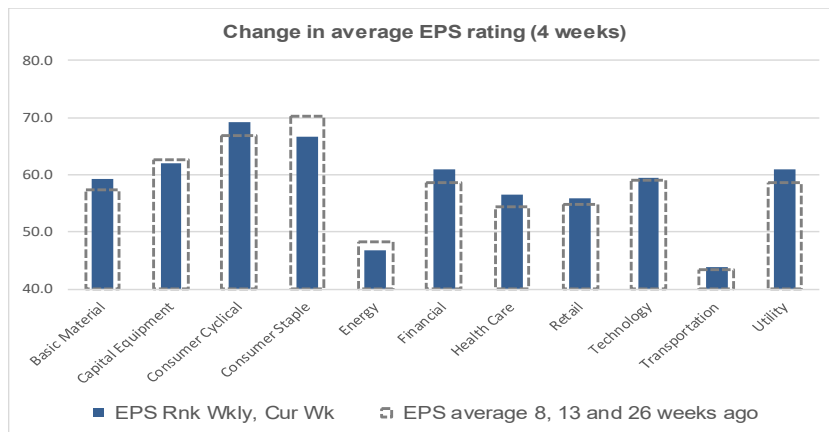
Key Metrics Change: EPS, RS, # of EFL names & Breakouts



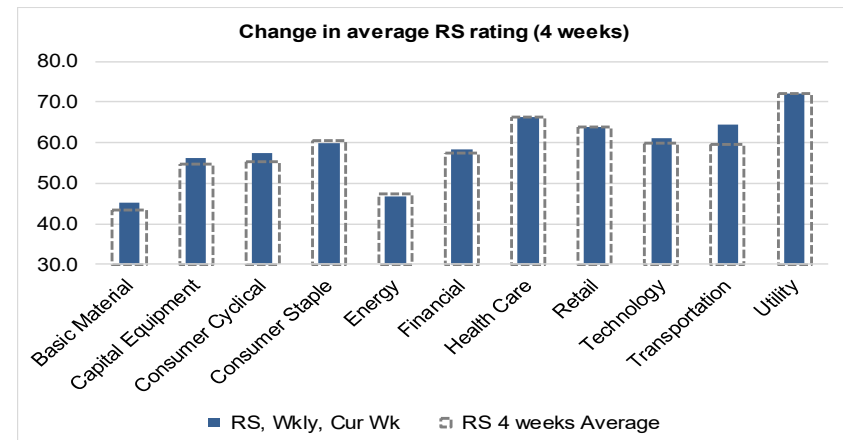
Source: William O'Neil + Co.



Source: William O'Neil + Co.



Source: William O'Neil + Co.



Source: William O'Neil + Co.

How To Read The Sector Card

Outperforming

Stocks breaking out from pivot

We recommend buying stocks at the breakout level. A breakout is a price movement of the security through an identified level of resistance (pivot point) after forming a consolidation base. Our proprietary chart patterns are based on over 50 years of our active research into the behavior of equities.

Laggards

Stocks in which investors are losing interest

Laggards are stocks showing technical weakness. We believe these stocks are laggards relative to their own domestic markets and, if owned as a long, need to be reviewed carefully as they may be vulnerable to further downside risk and underperformance.

European Focus List

O'Neil Recommendations

The European Focus List (EFL) is a proprietary list of long ideas that fit the fundamental and technical criteria of the O'Neil Methodology.

Top Rated

The **Composite Rating** combines the EPS Rank, Relative Strength Rating, Industry Group Rank, SMR Rating, Accumulation/Distribution Rating, and the stock's percent off its 52-week high. More weight is placed on EPS Rank and Relative Strength Ratings. The resulting rating of technical and fundamental factors is compared against all other stocks in the trading country and assigned a rating from 1 to 99, with 99 being the best. A rating of 90 means the stock has outperformed 90% of all other stocks.

European Weekly Summary

WILLIAM O'NEIL+CO.

Basic Material

Outperforming

Stocks breaking out from consolidation

Symbol	Name	Mkt Val, USD (Mil)	Days from Pivot, Most Rcnt Dly Base
HILS.GB	Hill & Smith	1,271	3
GIVN.CH	Givaudan 'N'	26,680	3

Laggards

Stocks showing technical weakness

Symbol	Name	Mkt Val, USD (Mil)	A/D, Nm br Rtg, Cur Wk
WCHX.DE	Wacker Chemie (Xet)	3,743	-36
SDFX.DE	K + S (Xet)	2,676	-27
VAS.AT	Voestalpine	4,225	-23
NK.FR	Imerys	3,122	-23

European Focus List

O'Neil Recommendations

Symbol	Name	Mkt Val, USD (Mil)	Focus List Since
SIKA.CH	Sika	22,499	25/4/19
GIVN.CH	Givaudan 'N'	26,680	21/11/18

Top Rated

Stocks Displaying the Best Composite Rating

Symbol	Name	Mkt Val, USD (Mil)	Composite Rating
GUR.CH	Gurit Holding	566	99
HILS.GB	Hill & Smith	1,271	96
IMCD.NL	Imcd Group	4,119	96
HGM.GB	Highland Gold Mining	923	95
AIR.FR	Air Liquide	61,973	94
SIKA.CH	Sika	22,499	92
SM@G.SE	Holmen B	3,156	92
GIVN.CH	Givaudan 'N'	26,680	91
POLY.GB	Polymetal International	6,831	90
EMSN.CH	Ems-Chemie 'N'	14,804	89

European Weekly Summary

WILLIAM O'NEIL+CO.

Capital Equipment

Outperforming

Stocks breaking out from consolidation

Symbol	Name	Mkt Val, USD (Mil)	Days from Pivot, Most Rcnt Dly Base
LOOM.SE	Loomis B	2,797	5
RIEN.CH	Rieter Holding 'R'	698	1
BEAN.CH	Belimo Holding	3,868	2

Laggards

Stocks showing technical weakness

Symbol	Name	Mkt Val, USD (Mil)	A/D, Nmbr Rtg, Cur Wk
TOM.NO	Tomra Systems	3,446	-58
PROS.ES	Prosegur Cash	2,063	-45
SNR.GB	Senior	929	-42
CSF.FR	Thales	22,675	-40
SPX.GB	Spirax-Sarco Engr.	7,058	-37
ANA.ES	Acciona	5,552	-32
IMA.IT	Ima Indua.Macchine	2,665	-31
VSVS.GB	Vesuvius	1,421	-31
MT.IT	Maire Tecnimont	839	-31
WACX.DE	Wacker Neuson (Xet)	1,210	-30
DEC.FR	Jcdecoux	5,313	-25
SAAB.SE	Saab B	3,743	-24
WEIR.GB	Weir Group	4,513	-23
INRN.CH	Interroll	1,570	-23

European Focus List

O'Neil Recommendations

Symbol	Name	Mkt Val, USD (Mil)	Focus List Since
SAXX.DE	Stroeer (Xet)	4,460	3/7/19
HSV.GB	Homeserve	4,800	3/7/18
SGM.FR	Safran	64,009	4/4/19
ROFR.FR	Teleperformance	12,583	13/11/15
HLMA.GB	Halma	9,062	4/3/19
AIRS.FR	Airbus	102,350	18/3/19
LDO.IT	Leonardo	6,704	19/6/19
EDEN.FR	Edenred	11,682	23/1/19

Top Rated

Stocks Displaying the Best Composite Rating

Symbol	Name	Mkt Val, USD (Mil)	Composite Rating
FOUR.GB	4imprint Group	1,046	99
RWS.GB	Rws Holdings	2,101	99
ROFR.FR	Teleperformance	12,583	99
PRY.IT	Prysmian	6,029	99
ENT.FR	Bouygues	16,104	99
PNN.GB	Pennon Group	4,451	98
VAR1X.DE	Varta (Xet)	3,775	98
SGM.FR	Safran	64,009	98
EPIA.SE	Epiroc A	9,036	98
VET.CH	Vetropack 'B'	572	97

European Weekly Summary

WILLIAM O'NEIL+CO.

Consumer Cyclical

Outperforming

Stocks breaking out from consolidation

Symbol	Name	Mkt Val, USD (Mil)	Days from Pivot, Most Rcnt Dly Base
CRST.GB	Crest Nicholson Holdin	1,293	3
MSLH.GB	Marshalls	1,804	3
VOW3X.DE	Volkswagen Pref. (Xet)	36,798	3
VOWX.DE	Volkswagen (Xet)	52,826	2
JMBF.SE	Jm	1,917	6
GYS.GB	Jpj Group	1,077	2
BZUR.IT	Buzzi Unicem Rsp	624	2
SE@G.SE	Electrolux B	7,697	3

Laggards

Stocks showing technical weakness

Symbol	Name	Mkt Val, USD (Mil)	A/D, Nm br Rtg, Cur Wk
UBI.FR	Ubisoft Entertainment C	7,516	-59
BOSSX.DE	Boss (Hugo) (Xet)	2,919	-52
THULE.SE	Thule Group	1,964	-39
CCL.GB	Carnival	6,208	-37
DLG.IT	De Longhi	2,853	-36
TOD.IT	Tod's	1,552	-30
AML.GB	Aston Martin Lagonda C	1,260	-28
HEIX.DE	Heidelbergcement (Xet)	13,910	-28
HUSB.SE	Husqvarna B	3,530	-27

European Focus List

O'Neil Recommendations

Symbol	Name	Mkt Val, USD (Mil)	Focus List Since
TRN.GB	Trainline Plc.	2,658	6/9/19
THQ.SE	Embracer Group	2,186	19/3/19
PUMX.DE	Puma (Xet)	11,849	20/3/18
LVMH.FR	Lvmh	212,270	19/3/19
NIBE.SE	Nibe Industrier B	5,569	6/2/19

Top Rated

Stocks Displaying the Best Composite Rating

Symbol	Name	Mkt Val, USD (Mil)	Composite Rating
THQ.SE	Embracer Group	2,186	99
LTG.GB	Learning Techs.Gp.	916	99
KRX.IE	Kingspan Group	9,242	99
PUMX.DE	Puma (Xet)	11,849	99
SFRG.SE	Stillfront Group	688	99
GAW.GB	Games Workshop	1,880	98
CSP.GB	Countryside Properties	1,954	98
ABDP.GB	Ab Dynamics	671	98
ADXS.DE	Adidas (Xet)	62,076	98
GYS.GB	Jpj Group	1,077	98

European Weekly Summary

WILLIAM O'NEIL+CO.

Consumer Staples

Outperforming

Stocks breaking out from consolidation

Symbol	Name	Mkt Val, USD (Mil)	Days from Pivot, Most Rcnt Dly Base
CWK.GB	Cranswick	2,162	3

Laggards

Stocks showing technical weakness

Symbol	Name	Mkt Val, USD (Mil)	A/D, Nm br Rtg, Cur Wk
RB.GB	Reckitt Benckiser Group	54,391	-35
BATS.GB	British American Tobacco	78,423	-22

European Focus List

O'Neil Recommendations

Symbol	Name	Mkt Val, USD (Mil)	Focus List Since
CPR.IT	Davide Campari Milano	10,879	16/11/18
DGE.GB	Diageo	95,756	21/12/18
AAK.SE	Aak	4,929	14/5/19
KRZ.IE	Kerry Group 'A'	20,767	7/5/19
MHG.NO	Mowi	12,006	5/10/18

Top Rated

Stocks Displaying the Best Composite Rating

Symbol	Name	Mkt Val, USD (Mil)	Composite Rating
RBR.DK	Royal Unibrew	4,129	97
ORK.NO	Orkla	9,276	96
BARN.CH	Barry Callebaut	11,500	91
BVIC.GB	Britvic	3,391	90
BOWE.NL	Wessanen	967	90
SSC.NO	The Scottish Salmon	601	89
GNC.GB	Greencore Group	1,318	88
RCO.FR	Remy Cointreau	6,847	87
MHG.NO	Mowi	12,006	87
CAB.DK	Carlsberg B	17,490	86

European Weekly Summary

WILLIAM O'NEIL+CO.

Energy

Outperforming

Stocks breaking out from consolidation

Symbol	Name	Mkt Val, USD (Mil)	Days from Pivot, Most Rcnt Dly Base
TRM.DK	Torm A	752	4

Laggards

Stocks showing technical weakness

Symbol	Name	Mkt Val, USD (Mil)	A/D, Nm br Rtg, Cur Wk
GAMES	Siemens Gamesa Ren	9,157	-36
NEST.FI	Neste	24,240	-32
SUBC.NO	Subsea 7	2,985	-26
SCBL.AT	Schoeller-Bleckmann	961	-25
RDSB.GB	Royal Dutch Shell B	107,011	-23
FUR.NL	Fugro	637	-23
GKP.GB	Gulf Keystone Ptl.(Di)	576	-22

European Focus List

O'Neil Recommendations

Symbol	Name	Mkt Val, USD (Mil)	Focus List Since
DEN.DK	Orsted	39,166	21/11/18
SEM.ES	Solaria Energia Y Medic	975	9/10/19

Top Rated

Stocks Displaying the Best Composite Rating

Symbol	Name	Mkt Val, USD (Mil)	Composite Rating
EDPR.PT	Edp Renovaveis	9,445	99
BWO.NO	Bw Offshore	1,445	99
SEM.ES	Solaria Energia Y Medic	975	97
RUI.FR	Rubis	5,772	95
VPK.NL	Koninklijke Vopak	6,886	95
CNE.GB	Cairn Energy	1,456	89
CAPX.DE	Encavis Ag	1,305	89
TRM.DK	Torm A	752	83
DEN.DK	Orsted	39,166	81
SRG.IT	Snam	17,019	79

European Weekly Summary

WILLIAM O'NEIL+CO.

Financial

Outperforming

Stocks breaking out from consolidation

Symbol	Name	Mkt Val, USD (Mil)	Days from Pivot, Most Rcnt Dly Base
WKP.GB	Workspace Group	2,246	3
GPOR.GB	Great Portland Estates	2,455	3
LAND.GB	Land Securities Group	8,321	3
KLED.SE	Kungsleden	2,030	5
HYQX.DE	Hypoport Finance (Xet)	1,919	3
GARA.FR	Covivio	9,580	5
CAIM.AT	Ca Im.Anlagen	3,741	1
BP.IT	Banco Bpm	3,495	3

Laggards

Stocks showing technical weakness

Symbol	Name	Mkt Val, USD (Mil)	A/D, Nmbr Rtg, Cur Wk
FLOW.NL	Flow Traders	1,174	-38
TRY.DK	Tryg	8,379	-37
ABF.DK	Alm Brand	1,245	-33
STJ.GB	St.James's Place	6,675	-31
MAP.ES	Mapfre	8,535	-28
ATT.GB	Allianz Technology Tst.	682	-26
HSX.GB	Hiscox (Di)	5,685	-22

European Focus List

O'Neil Recommendations

Symbol	Name	Mkt Val, USD (Mil)	Focus List Since
LSE.GB	London Stock Ex.Group	32,118	19/2/19
WLN.FR	Worldline	11,827	11/6/19

Top Rated

Stocks Displaying the Best Composite Rating

Symbol	Name	Mkt Val, USD (Mil)	Composite Rating
INGE.FR	Ingenico Group	6,491	99
AEDI.BE	Aedifica	2,857	99
SIM.DK	Simcorp	3,659	99
BEZ.GB	Beazley	4,046	98
SRE.GB	Sirius Real Estate	968	98
GJF.NO	Gjensidige Forsikring	9,881	98
LSE.GB	London Stock Ex.Group	32,118	98
LIO.GB	Liontrust Asset Man.	532	98
RIL.DK	Ringkjøbing Landbobor	2,014	98
PLFASE	Platzer Fastigheter Holc	1,009	98

European Weekly Summary

WILLIAM O'NEIL+CO.

Healthcare

Outperforming

Stocks breaking out from consolidation

Symbol	Name	Mkt Val, USD (Mil)	Days from Pivot, Most Rcnt Dly Base
--------	------	-----------------------	---

Laggards

Stocks showing technical weakness

Symbol	Name	Mkt Val, USD (Mil)	A/D, Nm br Rtg, Cur Wk
BION.CH	Bb Biotech N	3,418	-64
FREX.DE	Fresenius (Xet)	21,050	-38
GSN.DK	Gn Store Nord	5,904	-34
SHLX.DE	Siemens Healthineers	38,968	-33
HMED.SE	Hansa Biopharma	535	-29
ABC.GB	Abcam	2,908	-27
WDH.DK	Demant	6,328	-22
EVTX.DE	Evotec (Xet)	3,340	-21

European Focus List

O'Neil Recommendations

Symbol	Name	Mkt Val, USD (Mil)	Focus List Since
AFX.DE	Carl Zeiss Meditec (Xet)	10,178	8/1/19
COL.DK	Coloplast B	23,543	26/3/19
LONN.CH	Lonza Group	25,253	29/7/19
KORI.FR	Korian	3,561	18/3/19
ELKB.SE	Elektro B	4,720	26/6/19
SRT3X.DE	Sartorius Pref. (Xet)	7,072	1/4/19

Top Rated

Stocks Displaying the Best Composite Rating

Symbol	Name	Mkt Val, USD (Mil)	Composite Rating
SN.GB	Smith & Nephew	20,476	99
FAE.ES	Faes Farma	1,444	99
EUF.FR	Eurofins Scientific	9,419	99
ELN.IT	El En	533	98
DIM.FR	Sartorius Stedim Biotec	13,094	98
PHAR.NL	Pharming Group	873	98
SRT3X.DE	Sartorius Pref. (Xet)	7,072	98
EUZX.DE	Eckert & Ziegler (Xet)	933	97
HIK.GB	Hikma Pharmaceuticals	6,168	97
ROG.CH	Roche Holding	204,225	97

European Weekly Summary

WILLIAM O'NEIL+CO.

Retail

Outperforming

Stocks breaking out from consolidation

Symbol	Name	Mkt Val, USD (Mil)	Days from Pivot,
			Most Rcnt Dly Base
VALN.CH	Valora 'R'	1,129	5

Laggards

Stocks showing technical weakness

Symbol	Name	Mkt Val, USD (Mil)	A/D, Nm br	Rtg, Cur Wk

European Focus List

O'Neil Recommendations

Symbol	Name	Mkt Val, USD (Mil)	Focus List Since
JD.GB	Jd Sports Fashion	9,410	25/9/19
BOO.GB	Boohoo Group	4,058	13/9/19

Top Rated

Stocks Displaying the Best Composite Rating

Symbol	Name	Mkt Val, USD (Mil)	Composite
			Rating
JD.GB	Jd Sports Fashion	9,410	99
BOO.GB	Boohoo Group	4,058	99
MAB.GB	Mitchells & Butlers	2,141	98
AMP.IT	Amplifon	5,527	97
EI.FR	Essilorluxottica	65,550	97
BCA.GB	Bca Marketplace	2,327	95
GALE.CH	Galenica Sante	2,884	95
KESK.FI	Kesko B	4,311	95
JDW.GB	Wetherspoon (Jd)	1,986	94
EIG.GB	Ei Group	1,552	93

European Weekly Summary

WILLIAM O'NEIL+CO.

Technology

Outperforming

Stocks breaking out from consolidation

Symbol	Name	Mkt Val, USD (Mil)	Days from Pivot, Most Rcnt Dly Base
ORA.FR	Orange	43,571	4
ETL.FR	Eutelsat Communicatio	4,715	2
SOPH.GB	Sophos Group	3,544	2

Laggards

Stocks showing technical weakness

Symbol	Name	Mkt Val, USD (Mil)	A/D, Nm br Rtg, Cur Wk
MICB.SE	Millicom Intl.Celu. Sdr	4,508	-36
TKWY.NL	Takeaway Com	4,948	-30
NOS.PT	Nos Sgps	2,960	-25

European Focus List

O'Neil Recommendations

Symbol	Name	Mkt Val, USD (Mil)	Focus List Since
SOI.FR	Soitec	3,514	25/2/19
NEMX.DE	Nemetschek (Xet)	5,889	13/2/19
INW.IT	Infrastrutture Wireless I	6,430	2/7/19
DSY.FR	Dassault Systemes	40,411	13/2/19
AVV.GB	Aveva Group	7,665	18/3/19
TEMN.CH	Temenos N	12,518	17/4/19
ASML.NL	Asml Holding	114,261	15/3/19
CLNX.ES	Cellnex Telecom	17,165	26/7/19

Top Rated

Stocks Displaying the Best Composite Rating

Symbol	Name	Mkt Val, USD (Mil)	Composite Rating
FORT.SE	Fortnox Ab	1,025	99
ASIN.NL	Asm International	4,975	99
NGP.DK	Netcompany Group	2,095	99
DSY.FR	Dassault Systemes	40,411	99
TEMN.CH	Temenos N	12,518	99
MONY.GB	Moneysupermarket Cor	2,593	97
ADEB.NO	Adevinta B	4,333	96
GAMA.GB	Gamma Communicatio	1,329	96
ATE.FR	Altran Technologies	4,062	96
COKX.DE	Cancom (Xet)	1,951	96

European Weekly Summary

WILLIAM O'NEIL+CO.

Transportation

Outperforming

Stocks breaking out from consolidation

Symbol	Name	Mkt Val, USD (Mil)	Days from Pivot, Most Rcnt Dly Base
CKN.GB	Clarkson	1,086	3
DTG.GB	Dart Group	2,042	3

Laggards

Stocks showing technical weakness

Symbol	Name	Mkt Val, USD (Mil)	A/D, Nm br Rtg, Cur Wk
--------	------	-----------------------	---------------------------

European Focus List

O'Neil Recommendations

Symbol	Name	Mkt Val, USD (Mil)	Focus List Since
DSV.DK	Dsv Panalpina	23,259	9/7/19

Top Rated

Stocks Displaying the Best Composite Rating

Symbol	Name	Mkt Val, USD (Mil)	Composite Rating
HLAX.DE	Hapag Lloyd (Xet)	11,628	99
PST.IT	Poste Italiane	15,483	98
DSV.DK	Dsv Panalpina	23,259	96
CKN.GB	Clarkson	1,086	91
WIZZ.GB	Wizz Air Holdings	3,445	91
SRAL.CH	Stadler Rail	4,633	89
DTG.GB	Dart Group	2,042	85
GOG.GB	Go-Ahead Group	1,130	84
RYA.GB	Ryanair Hdq. (Lon)	14,701	83
BWLP.NO	Bw Lpg	981	80

European Weekly Summary

WILLIAM O'NEIL+CO.

Utility

Outperforming

Stocks breaking out from consolidation

Symbol	Name	Mkt Val, USD (Mil)	Days from Pivot, Most Rcnt Dly Base
--------	------	-----------------------	---

Laggards

Stocks showing technical weakness

Symbol	Name	Mkt Val, USD (Mil)	A/D, Nm br Rtg, Cur Wk
--------	------	-----------------------	---------------------------

European Focus List

O'Neil Recommendations

Symbol	Name	Mkt Val, USD (Mil)	Focus List Since
--------	------	-----------------------	------------------

Top Rated

Stocks Displaying the Best Composite Rating

Symbol	Name	Mkt Val, USD (Mil)	Composite Rating
VIE.FR	Veolia Environ	14,652	98
VERB.AT	Verbund	9,244	98
HER.IT	Hera	6,231	97
FORT.FI	Fortum	21,276	96
ENEL.IT	Enel	76,733	95
SVT.GB	Severn Trent	6,526	94
IRE.IT	Iren	3,911	94
A2A.IT	A2a	5,825	90
ACE.IT	Acea	4,193	88
UU.GB	United Utilities Group	7,055	87

Disclaimer

Offers the world's leading institutional investment managers a distinct blend of quantitative, fundamental, and technical expertise in global stock buy-and-sell recommendations. Its core method profiles stocks displaying the characteristics of outperformance proven persistent over market history—drawn from the firm's industry-leading database.

William O'Neil + Co., Incorporated is a Registered Investment Advisor with the State of California and certain other states. The firm and its affiliates may now or in the future have positions in the securities mentioned in this or other publications. Charts are intended to be used as tools to assist institutional investors in identifying equity ideas worthy for further review. Charts provide certain current and historical information, but are not a substitute for comprehensive analysis of the individual stocks. For further information about our business and legal policies, please see williamoneil.com/legal.

ANALYST CERTIFICATION

The analysts primarily responsible for preparing this report certify that: (i) the views about the companies and their securities expressed in this report accurately reflect his/ her personal views, and (ii) no part of his/her compensation was, is, or will be, directly or indirectly, related to specific recommendations or views expressed in this report.

NO INVESTMENT BANKING

William O'Neil + Company and its affiliates do not engage in investment banking and do not make a market in any securities. Neither William O'Neil + Company nor any of its affiliates have, during the past 12 months, received any compensation from any of the companies discussed in this report. None of the companies discussed in this report are, or have been during the past 12 months, clients of William O'Neil + Company or its affiliates.

PROPRIETARY POSITIONS

William O'Neil + Company does not maintain proprietary positions in any securities. Employees of William O'Neil + Company and/or affiliates may now or in the future own positions in the companies discussed in this report. As of the end of the month immediately preceding the date of publication of such reports, none of such employees or affiliates beneficially owned 1% or more of the common equity securities of any of the companies discussed in this report. William O'Neil + Co. Incorporated is a Registered Investment Advisor with the State of California and certain other states. Employees of William O'Neil + Company and its affiliates may now or in the future have positions in securities mentioned in this communication. Our content should not be relied upon as the sole factor in determining whether to buy, sell, or hold a stock. For important information about reports, our business, and legal notices please go to www.williamoneil.com/legal.