

# European Weekly Summary

June 30, 2025

Key points:

- **The Stoxx 600 is in a Rally Attempt.** The index gained approximately 1.3% last week and is currently trading around its 50-DMA, slightly below the 21-DMA. It remains 3% off its 52-week high. Most European markets closed higher last week, with several indices rebounding from recent lows and reclaiming short-term moving averages. However, Denmark, which is in a Downtrend, underperformed significantly, falling ~4% and dropping back below all key moving averages; it now sits 40% below its 52-week high. Norway, in a Confirmed Uptrend, declined 2.7% from its all-time high and broke below its 21-DMA. The U.K. FTSE 100 (Rally Attempt) rose modestly by 0.3%. Sweden, in a Confirmed Uptrend, reclaimed its 50-DMA, while Switzerland (Rally Attempt) remains below all key moving averages, both trading 9% off their 52-week highs. France (Rally Attempt) is 7% off its 52-week high and trading around its 50- and 200-DMAs.
- **Sector performance was broadly positive**, led by strong gains in Capital Equipment (+3.8%), Technology (+3.3%), and Consumer Cyclical (+2.8%). Financials, Basic Materials, and Transportation rose 1–2%. Utilities and Retail edged up 0.2% each. Energy (-3.4%) and Consumer Staples (-2.5%) were the worst-performing sectors, while Health Care declined slightly by 0.3%. On our rotation graph, Utilities and Capital Equipment continue to show positive short-term momentum and remain in the leading quadrant (long-term outperformance). Financials and Retail continue to show muted momentum.
- **Sector Score Cards – Stocks of Interest:** Actionable, top-rated names (based on our fundamental quantitative ratings) currently breaking out of bases include **Jungheinrich (JUN3X.DE)**, **Airbus (AIRS.FR)**, **HeidelbergCement (HEIX.DE)**, **Holcim (HOLN.CH)**, **Scatec (SCAT.NO)**, and **Medicover (MEDI.SE, FL-rated)**. **Deutsche Bank (DBKX)** is also actionable but is emerging from a late-stage base.
- **European Focus List update:**
  - Actionable names include **Alk-Abello B (ALK.DK)**, **Odfjell Drilling (ODDR.NO)**, **Safran (SGM.FR)**, **Medicover B (MEDI.SE)**, and **Bawag Group (BWGP.AT)**.
  - **Addition:** **Odfjell Drilling (ODDR.NO)** and **Selcuk Ecza Deposu (SLC.TR)**.
  - **Removal:** None.

Prepared by:

Tristan d'Aboville – Executive Director – Research Analyst, [tristan.daboville@williamoneil.com](mailto:tristan.daboville@williamoneil.com) | Direct: +44 20 3178 7125 | Mobile: +44 77 0344 5260

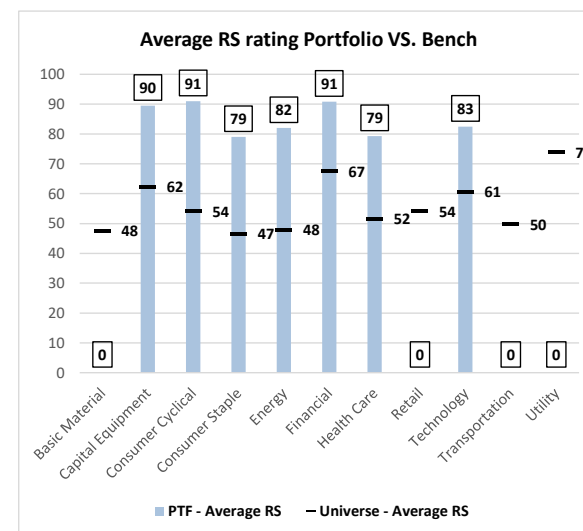
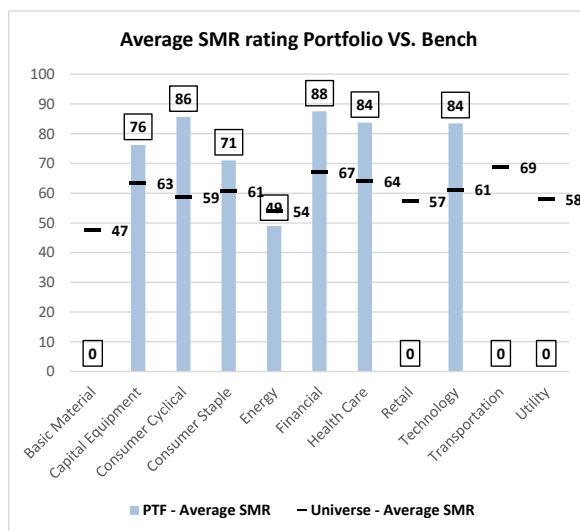
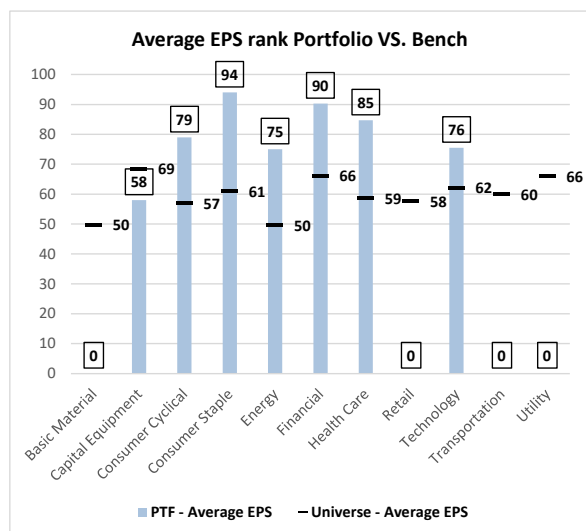
Suman Patra –Equity Research Analyst, William O'Neil India [suman.patra@williamoneilindia.com](mailto:suman.patra@williamoneilindia.com)

## European Focus List Update

**Addition:** Odfjell Drilling (ODDR.NO) and Selcuk Ecza Deposu (SLC.TR)

**Removal:** None

### William O'Neil Focus List EPS, SMR, and RS Ratings vs. Benchmark



Source: William O'Neil + Co.

## Sector Heat Map: Average Perf. – Market Cap Average Weighted

(Market Cap > \$1B & ADV > \$1M)

Sectors	5 Days	4 Weeks	8 Weeks	13 Weeks	26 Weeks	YTD
Capital Equipment	3.8%	2.5%	7.5%	9.9%	28.0%	28.2%
Technology	3.3%	3.3%	8.1%	8.6%	13.3%	14.2%
Consumer Cyclical	2.8%	-1.6%	-0.9%	-3.3%	-2.1%	-2.3%
Financial	1.9%	0.0%	3.3%	3.4%	21.0%	20.5%
Basic Material	1.6%	-0.3%	1.5%	0.1%	5.2%	5.1%
Transportation	0.8%	-1.2%	2.9%	4.8%	7.1%	7.2%
Utility	0.2%	1.5%	3.7%	7.8%	21.3%	20.7%
Retail	0.2%	-2.4%	-1.4%	1.7%	0.1%	0.1%
Health Care	-0.3%	-1.3%	-2.3%	-5.0%	-2.3%	-2.1%
Consumer Staple	-2.5%	-4.7%	-4.7%	-1.4%	5.5%	5.8%
Energy	-3.4%	4.6%	6.9%	-5.0%	3.5%	2.4%

Source: William O'Neil + Co.

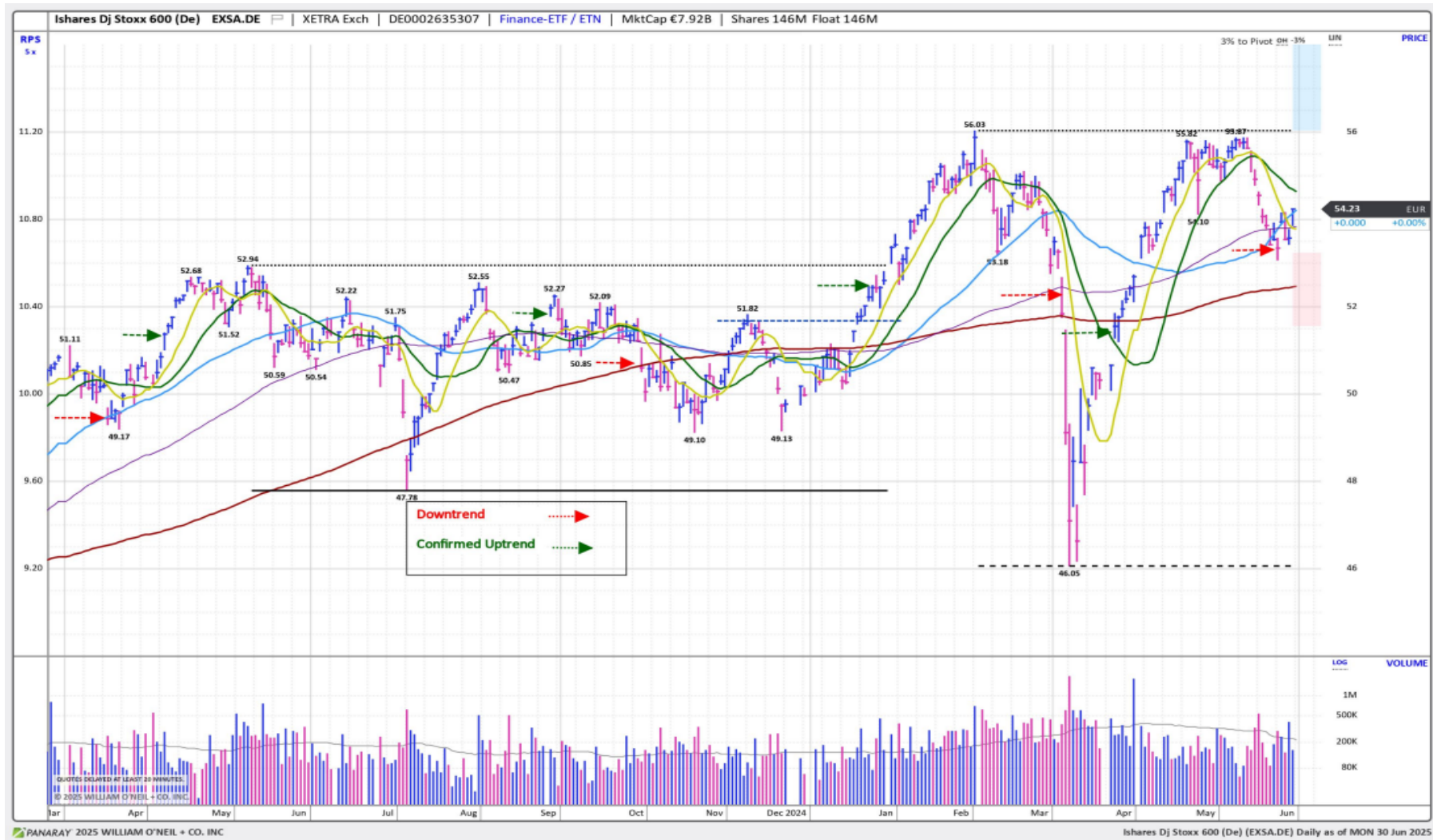
## Market Condition

## O'Neil Methodology

Country	Tickers	Market Condition	D- Day Count
France	0FRCAC40	Rally Attempt	N/A
Germany	0DAXINDX	UnderPressure	5
UK	CUKX.GB	Rally Attempt	N/A
<b>Stoxx600</b>	<b>EXSA.DE</b>	<b>Rally Attempt</b>	<b>N/A</b>
Denmark	0DKKFXIN	Correction	N/A
Ireland	0ISEQUIT	UnderPressure	6
Finland	0HEX25IN	Confirmed Uptrend	3
Norway	0OSLOOBX	Confirmed Uptrend	1
Sweden	0SWEDOMX	Confirmed Uptrend	0
Switzerland	0SWISSMI	Rally Attempt	N/A
Austria	0ATXINDX	UnderPressure	4
Italy	EWI	Rally Attempt	N/A
Portugal	0POPSI20	Confirmed Uptrend	2
Spain	0IBEX35I	UnderPressure	4
Belgium	0BGBEL20	UnderPressure	3
Netherlands	0AMSTEOE	UnderPressure	4
		<b>AVERAGE D-DAY</b>	<b>3.2</b>

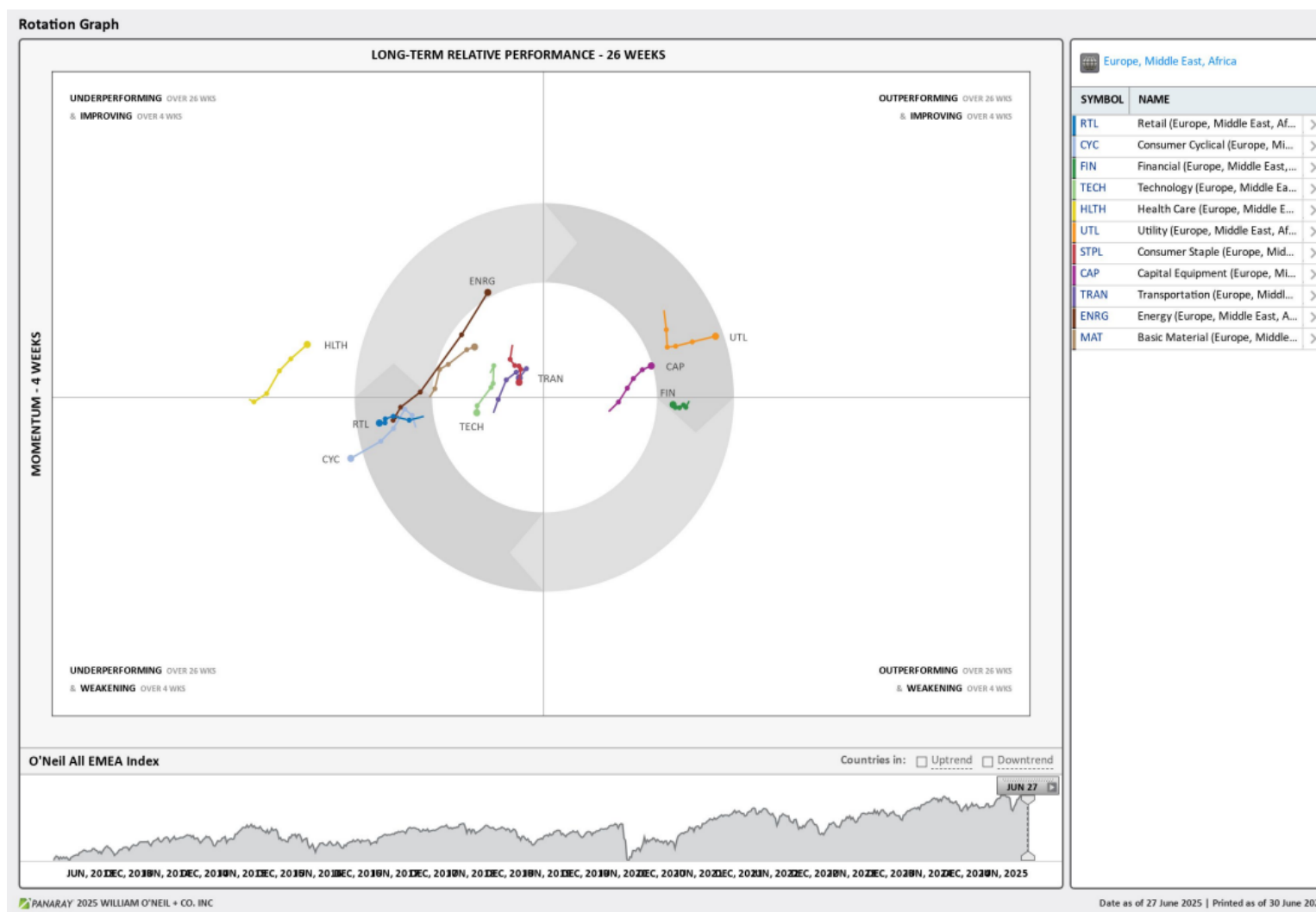
Source: William O'Neil + Co.

## iShares DJ Stoxx 600 (EXSA.DE) – Daily Datagraph®



Source: William O'Neil + Co.

## EMEA Rotation Chart



Source: William O'Neil + Co.

## How To Read The Sector Card

---

### European Focus List

#### O'Neil Recommendations

The **European Focus List (EFL)** is a proprietary list of long ideas that fit the fundamental and technical criteria of the O'Neil Methodology.

### Outperforming

#### Stocks breaking out from consolidation

We recommend buying stocks at the **breakout level**. A breakout is a price movement of the security through an identified level of resistance (pivot point) after forming a consolidation base. Our proprietary chart patterns are based on over 50 years of our

### Laggards

#### Stocks below 200-DMA + 50-DMA in a downtrend

**Laggards** are stocks showing technical weakness. We believe these stocks are laggards relative to their own domestic markets and, if owned, need to be reviewed carefully as they may be vulnerable to further downside risk and underperformance.

### Top Rated

#### Stocks displaying the best Composite rating

The **Composite Rating** combines the EPS Rank, Relative Strength Rating, Industry Group Rank, SMR Rating, Accumulation/Distribution Rating, and the stock's percent off its 52-week high. More weight is placed on EPS Rank and Relative Strength Ratings. The resulting rating of technical and fundamental factors is compared against all other stocks in the trading country and assigned a rating from 1 to 99, with 99 being the best. A rating of 90 means the stock has outperformed 90% of all other stocks.

### Early Basing

#### Stocks trading near pivot

**Stock near pivot point** (last line of resistance) with improving technical characteristics and above average fundamental profile based on O'Neil proprietary ratings and rankings.

# European Weekly Summary

WILLIAM O'NEIL+CO.

## Basic Material

O'Neil Focus List Constituent				Breaking Out This Week				Laggard			
O'Neil recommendations				Stocks breaking out from consolidation				Stocks below 200-DMA + 50-DMA in a downtrend			
Symbol	Name	Mkt Val, USD (Mil)	Focus List Since	Symbol	Name	Mkt Val, USD (Mil)	Composite Rating	Symbol	Name	Mkt Val, USD (Mil)	A/D, Nbr Rtg, Cur Wk
				ELM.GB	Elementis	1,326	53	HEN3X.DE	Henkel Pref. (Xet)	13,953	-5
								RIO.GB	Rio Tinto	73,641	-33
								IMCD.NL	Imcd Group	8,022	-10
								BAKK.NO	Bakkafrost	2,649	-33
								SOL.BE	Solvay	3,718	-14
								ALTR.PT	Altri Sgps	1,186	-35
								METB.FI	Metsa Board B	1,213	-2
								WCHX.DE	Wacker Chemie (Xet)	3,918	-22

Top Rated				Basing			
Stocks Ranked by best Composite rating				Stocks trading near pivot			
Symbol	Name	Mkt Val, USD (Mil)	Composite Rating	Symbol	Name	Mkt Val, USD (Mil)	Composite Rating
HOC.GB	Hochschild Mining	1,777	98	BRG.NO	Borregaard	1,938	90
ACTX.DE	Alzchem Gp (Xet)	1,598	93	CEM.IT	Cementir Holding	2,779	90
SOL.IT	Sol	5,018	92	NDAX.DE	Aurubis (Xet)	4,666	84
BRG.NO	Borregaard	1,938	90	LONN.CH	Lonza Group	49,802	67
CEM.IT	Cementir Holding	2,779	90	MT.NL	Arcelormittal	26,928	63
VCT.FR	Vicat	3,036	89	JMAT.GB	Johnson Matthey	4,056	60
OCIO.NL	Oci	1,901	88	ACX.ES	Acerinox 'R'	3,168	49
FRES.GB	Fresnillo	14,483	84	VAS.AT	Voestalpine	5,027	46
NDAX.DE	Aurubis (Xet)	4,666	84				
TKAX.DE	Thyssenkrupp (Xet)	6,613	83				
KAP.GB	Kazatomprom Jsc National Atomir	11,126	79				
AIR.FR	L Air Lqe.Sc.Anyrne. Pour L Etude	1,19,721	76				
NA.SE	Nolato B	1,478	76				
SDFX.DE	K + S (Xet)	3,287	74				
ALLM.SE	Alleima	2,046	74				



## Capital Equipment

Jun3

O'Neil Focus List Constituent			
O'Neil recommendations			Focus List Since
Symbol	Name	Mkt Val, USD (Mil)	
SPIE.FR	Spie	9,432	99
BEAN.CH	Belimo N	12,431	97
RR.GB	Rolls-Royce Holdings	1,10,670	86
REL.GB	Relx	99,231	84
ENRX.DE	Siemens Energy (Xet)	89,468	84
SGM.FR	Safran	1,35,153	67

Breaking Out This Week			
Stocks breaking out from consolidation			Composite Rating
Symbol	Name	Mkt Val, USD (Mil)	
AIRS.FR	Airbus	1,65,477	94
JUN3X.DE	Jungheinrich Pfs. (Xet)	2,248	91

Laggard			
Stocks below 200-DMA + 50-DMA in a downtrend			
Symbol	Name	Mkt Val, USD (Mil)	A/D, Nmbr Rtg, Cur Wk
SWEB.SE	Sweco B	5,808	-14
PLUX.FR	Pluxee	3,179	-5
WSG.NL	Wolters Kluwer	40,563	-38
AFB.SE	Afry B	1,834	-39
LTBF.SE	Latour Investment B	15,728	-29
HUIF.FI	Huhtamaki	3,956	-28
BNZL.GB	Bunzl	10,534	-4
ROFR.FR	Teleperformance	5,745	-20
EDEN.FR	Edenred	7,428	-14
VIS.ES	Viscofan	3,297	-29
WPP.GB	Wpp	7,638	-11

Top Rated			
Stocks Ranked by best Composite rating			
Symbol	Name	Mkt Val, USD (Mil)	Composite Rating
SPIE.FR	Spie	9,432	99
BRKN.CH	Burkhalter N	1,731	99
RHMX.DE	Rheinmetall (Xet)	93,707	99
EXOP.FR	Exosens	2,408	99
SAAB.SE	Saab B	28,758	99
R3NKX.DE	Renk Group	7,729	99
MT.IT	Marie	4,314	99
KIE.GB	Kier Group	1,319	99
KOG.NO	Kongsberg Gruppen	33,075	99
MTXX.DE	Mtu Aero Engines (Xet) Hldg.	23,638	98
AERO.CH	Montana N	1,988	98
AM@F.FR	Dassault Aviation	27,437	98
BA.GB	Bae Systems	76,966	98
ANA.ES	Acciona	9,908	98
HOTX.DE	Hochtief (Xet)	15,147	98

Basing			
Stocks trading near pivot			
Symbol	Name	Mkt Val, USD (Mil)	Composite Rating
HOTX.DE	Hochtief (Xet)	15,147	98
DPLM.GB	Diploma	9,121	97
WRT.FI	Wartsila	13,919	96
PRY.IT	Prysmian	21,223	95
BCHN.CH	Burckhardt Cmpsn.Hldg.	2,787	93
SIEX.DE	Siemens (Xet)	2,08,861	90
LOOM.SE	Loomis B	2,860	88
BUFA.SE	Bufab	1,795	84
BVI.FR	Bureau Veritas	15,661	84
BRAV.SE	Bravida Holding	2,051	81
VID.ES	Vidrala	3,906	80
ENT.FR	Bouygues	17,204	76
SAND.SE	Sandvik	29,002	75
SUBF.SE	Securitas B	8,238	73
ACS.ES	Acs Activ.Constr.Y Serv.	18,786	70

## Consumer Cyclical

O'Neil Focus List Constituent				Breaking Out This Week				Laggard			
O'Neil recommendations				Stocks breaking out from consolidation				Stocks below 200-DMA + 50-DMA in a downtrend			
Symbol	Name	Mkt Val, USD (Mil)	Focus List Since	Symbol	Name	Mkt Val, USD (Mil)	Composite Rating	Symbol	Name	Mkt Val, USD (Mil)	A/D, Nmbr Rtg, Cur Wk
GAW.GB	Games Workshop	7,294	97	HEIX.DE	Heidelbergcement (Xet)	41,743	92	EVOG.SE	Evolution	16,060	-13
LOTG.IT	Lottomatica Group	6,742	96	HOLN.CH	Holcim	42,200	86	PERSON.GB	Pearson	9,592	-1
TGYM.IT	Technogym	2,917	88	RRTLX.DE	Rtl Group	6,674	71	ADSH.ES	Aedas Homes	1,247	-28
								HMBF.SE	Hennes & Mauritz B	19,785	-13
								BREE.GB	Breedon Group	1,857	-9
								SKIS.SE	Skistar B	1,221	-31
								SDX.FR	Sodexo	9,151	-16
								CDI.FR	Christian Dior	90,550	-23
								MONC.IT	Moncler	15,409	-23
								VOCB.SE	Volvo Car B	5,625	-11
								LVMH.FR	Lvmh	2,63,378	-36
								RENU.FR	Renault	13,895	-21
								MS.IT	Mfe B	1,098	-20
								NOKT.FI	Nokian Renkaat	1,018	-31
								P911X.DE	Dr Ing Hc F Porsche Ag (Xet)	22,791	-19

Top Rated				Basing			
Stocks Ranked by best Composite rating				Stocks trading near pivot			
Symbol	Name	Mkt Val, USD (Mil)	Composite Rating	Symbol	Name	Mkt Val, USD (Mil)	Composite Rating
LIFC.SE	Lifco B	17,714	98	DOC.AT	Do Co Rest.Cater.	2,330	96
GAW.GB	Games Workshop	7,294	97	BZU.IT	Buzzi	10,729	87
LOTG.IT	Lottomatica Group	6,742	96	SGO.FR	Saint Gobain	59,137	87
EVDX.DE	Cts Eventim (Xet)	11,747	96	MOTB.SE	Modern Times Group Mtg B	1,455	85
DOC.AT	Do Co Rest.Cater.	2,330	96	CCL.GB	Carnival	3,559	82
MEGP.GB	Me Group Intl.	1,185	94	SIX3X.DE	Sixt Pref. (Xet)	1,137	82
SRC.GB	Sigmaroc	1,651	94	BWY.GB	Bellway	4,848	81
BETS.SE	Betsson B	2,582	94	SIX2X.DE	Sixt (Xet)	2,833	79
FGP.GB	First Group	1,846	93	AC.FR	Accor	12,630	79
ALI.SE	Autoliv Sdr	9,028	92	RWAY.IT	Rai Way	1,922	79
HEIX.DE	Heidelbergcement (Xet)	41,743	92	TF1.FR	Tf1 (Tv.Fse.1)	2,174	77
JFN.CH	Jungfraubahn 'R'	1,468	90	DLG.IT	De Longhi	5,096	74
HARV.FI	Harvia	1,060	90	ITV.GB	Itv	4,286	74
FHZN.CH	Flughafen Zurich	8,646	89	LFDJ.FR	Fdj United	7,227	64
JET2.GB	Jet2	5,248	89	DWNIX.DE	Deutsche Wohnen (Xet) Br.Shs.	11,307	53

# European Weekly Summary

WILLIAM O'NEIL+CO.

## Consumer Staple

O'Neil Focus List Constituent				Breaking Out This Week				Laggard			
O'Neil recommendations				Stocks breaking out from consolidation				Stocks below 200-DMA + 50-DMA in a downtrend			
Symbol	Name	Mkt Val, USD (Mil)	Focus List Since	Symbol	Name	Mkt Val, USD (Mil)	Composite Rating	Symbol	Name	Mkt Val, USD (Mil)	A/D, Nbr Rtg, Cur Wk
PFD.GB	Premier Foods	2,378	79					AAK.SE	Aak	6,909	-11
								RBR.DK	Royal Unibrew	4,046	-22
								BEIX.DE	Beiersdorf (Xet)	30,746	-23
								ESSI.SE	Essity B	17,413	-35
								NESN.CH	Nestle 'N'	2,55,685	-38
								RCD.FR	Pernod-Ricard	25,434	-25
								BARN.CH	Barry Callebaut	6,104	-7
								DGE.GB	Diageo	55,991	-21
								STG.DK	Scandinavian Tobacco	1,058	-27
								SALM.NO	Salmar	5,769	-18

Top Rated			
Stocks Ranked by best Composite rating			
Symbol	Name	Mkt Val, USD (Mil)	Composite Rating
GNC.GB	Greencore Group	1,432	98
CLAB.SE	Cloetta B	1,005	96
CCH.GB	Coca-Cola Hbc (Cdi)	18,786	95
GALD.CH	Galderma Group N	35,283	92
JDPS.NL	Jde Peet S	13,995	92
BAG.GB	Barr (Ag)	1,054	89
LISN.CH	Chocoladefabriken Lindt & Spruen	22,171	89
LISP.CH	Choc.Lindt & Spruengli Par	16,458	86
BAKK.GB	Bakkavor Group Plc	1,772	85
BATS.GB	British American Tobacco	1,03,300	83
CWK.GB	Cranswick	4,011	82
PFD.GB	Premier Foods	2,378	79
ARYN.CH	Aryzta	2,480	78
IMB.GB	Imperial Brands	31,544	75
ORK.NO	Orkla	10,799	72

Basing			
Stocks trading near pivot			
Symbol	Name	Mkt Val, USD (Mil)	Composite Rating

# European Weekly Summary

WILLIAM O'NEIL+CO.

## Energy

O'Neil Focus List Constituent				Breaking Out This Week				Laggard			
O'Neil recommendations				Stocks breaking out from consolidation				Stocks below 200-DMA + 50-DMA in a downtrend			
Symbol	Name	Mkt Val, USD (Mil)	Focus List Since	Symbol	Name	Mkt Val, USD (Mil)	Composite Rating	Symbol	Name	Mkt Val, USD (Mil)	A/D, Nbr Rtg, Cur Wk
ODDR.NO	Odfjell Drilling	1,601	92	SCAT.NO	Scatec	1,482	79				

Top Rated			
Stocks Ranked by best Composite rating			
Symbol	Name	Mkt Val, USD (Mil)	Composite Rating
GTT.FR	Gtt	7,270	98
SEM.ES	Solaria Energia Y Medio Ambiente	1,450	95
ODDR.NO	Odfjell Drilling	1,601	92
SUBC.NO	Subsea 7	5,507	84
CAER.ES	Corporacion Acciona Energias Re	7,719	81
SCAT.NO	Scatec	1,482	79
AKEP.NO	Aker Bp	16,032	77
ITH.GB	Ithaca Energy	3,588	77
RUI.FR	Rubis	3,315	71
VARE.NO	Var Energi	8,039	71

Basing			
Stocks trading near pivot			
Symbol	Name	Mkt Val, USD (Mil)	Composite Rating

# European Weekly Summary

WILLIAM O'NEIL+CO.

## Financial

O'Neil Focus List Constituent				Breaking Out This Week				Laggard			
O'Neil recommendations				Stocks breaking out from consolidation				Stocks below 200-DMA + 50-DMA in a downtrend			
Symbol	Name	Mkt Val, USD (Mil)	Focus List Since	Symbol	Name	Mkt Val, USD (Mil)	Composite Rating	Symbol	Name	Mkt Val, USD (Mil)	A/D, Nbr Rtg, Cur Wk
BWGP.AT	Bawag Group	9,922	97	DBKX.DE	Deutsche Bank (Xet)	59,370	95	LSEG.GB	London Stock Ex.Group	77,481	-17
G24X.DE	Scout24 (Xet)	10,171	97	STJ.GB	St.James's Place	8,706	90	BCVN.CH	Bc Vaud N	9,845	-18
ADYE.NL	Adyen	58,197	94	CTNW.NL	Ctp Nv	9,887	82	CARM.FR	Carmila	2,756	-26
SQN.CH	Swissquote 'R'	8,472	93	ABF.DK	Alm Brand	3,842	69	PGHN.CH	Partners Group Holding	34,419	-20
III.GB	3i Group	55,552	92					AZE.BE	Azelis Group	3,962	-12
TLXX.DE	Talanx Aktgsf. (Xet)	33,232	92					MERY.FR	Mercialys Reit	1,162	-32
WISE.GB	WISE A	14,551	88					BURE.SE	Bure Equity	2,250	-26

Top Rated				Basing			
Stocks Ranked by best Composite rating				Stocks trading near pivot			
Symbol	Name	Mkt Val, USD (Mil)	Composite Rating	Symbol	Name	Mkt Val, USD (Mil)	Composite Rating
SOF.BE	Sofina	11,368	99	TCAP.GB	Tp Icap	2,875	96
PROT.NO	Protector Forsikring	3,503	99	CE.IT	Credito Emiliano	4,929	92
EFGN.CH	Efg International N	5,673	98	BNP.FR	BNP Paribas	1,01,921	92
ALPH.GB	Alpha Group Plc	1,842	98	EQT.SE	Eqt	41,425	89
BGEO.GB	Lion Finance Group PLC	4,211	98	MAP.ES	Mapfre	12,431	86
BWGP.AT	Bawag Group	9,922	97	INGA.NL	Ing Groep	69,433	84
G24X.DE	Scout24 (Xet)	10,171	97	GRI.GB	Grainger	2,268	83
ENX.FR	Euronext	17,800	97	SDR.GB	Schroders	8,108	81
FCBK.IT	Finecobank Spa	13,580	97	ENTR.NO	Entra	2,356	81
TBCG.GB	Tbc Bank Group	3,531	97	N91.GB	Ninety One	1,574	80
BP.IT	Banco Bpm	17,716	97	BEKN.CH	Berner Kantonalbank	2,916	79
INFB.SE	Intea Fastigheter B	1,699	97	RAT.GB	Rathbones Group	2,215	78
COFN.BE	Cofinimmo	3,454	97	AZM.IT	Azimut Holding	4,726	78
AJB.GB	AJ Bell Plc	2,861	97	AGN.NL	Aegon	12,014	76
DB1X.DE	Deutsche Boerse (Xet)	61,222	97	AMUN.FR	Amundi (Wi)	16,733	72

# European Weekly Summary

WILLIAM O'NEIL+CO.

## Health Care

O'Neil Focus List Constituent				Breaking Out This Week				Laggard			
O'Neil recommendations				Stocks breaking out from consolidation				Stocks below 200-DMA + 50-DMA in a downtrend			
Symbol	Name	Mkt Val, USD (Mil)	Focus List Since	Symbol	Name	Mkt Val, USD (Mil)	Composite Rating	Symbol	Name	Mkt Val, USD (Mil)	A/D, Nbr Rtg, Cur Wk
ALK.DK	Alk-Abello B	5,897	98	MEDI.SE	Medicover B	1,986	97	BPHG.SE	Bonesupport Holding	1,965	-5
MEDI.SE	Medicover B	1,986	97					GIND.SE	Getinge B	5,038	-28
MOVE.CH	Medacta Group	3,324	85					ARGX.BE	Argenx	34,302	-28
								DMPX.DE	Dermapharm Holding (Xe)	2,193	-23
								SQ@F.FR	Sanofi	1,18,703	-31
								VITR.SE	Vitrolife	2,014	-19
								MRKX.DE	Merck Kgaa (Xet)	17,064	-30
								COL.DK	Coloplast B	19,905	-36
								ZE.A.DK	Zealand Pharma	4,033	-35
								PHIL.NL	Philips Eltn.Koninklijke	23,294	-29

Top Rated			
Stocks Ranked by best Composite rating			
Symbol	Name	Mkt Val, USD (Mil)	Composite Rating
ASHG.SE	Asker Healthcare Group	4,470	99
TOBD.SE	Dynavox Group	1,244	99
CHM.DK	Chemometec	1,554	99
UPR.IE	Uniphar	1,171	99
CTEC.GB	Convatec Group	8,131	99
ALK.DK	Alk-Abello B	5,897	98
DESN.CH	Dottikon Es Holding	5,221	98
MEDI.SE	Medicover B	1,986	97
CVSG.GB	Cvs Group	1,234	97
YPSN.CH	Ypsomed Holding R	7,175	97
ORNB.FI	Orion B	8,080	97
ATTE.SE	Attendo	1,001	96
FAGR.BE	Fagron	1,938	94
KORI.FR	Clariane	2,114	93
EUF.FR	Eurofins Scien.	12,994	93

Basing			
Stocks trading near pivot			
Symbol	Name	Mkt Val, USD (Mil)	Composite Rating
EUF.FR	Eurofins Scien.	12,994	93
SN.GB	Smith & Nephew	13,324	88
UCB.BE	Ucb	38,801	80
PROB.ES	Grifols Ord Cl A	5,159	74
ELN.IT	El En	1,041	73
DIM.FR	Sartorius Stedim Biotech	23,340	68
GNS.GB	Genus	1,852	62
BAYNX.DE	Bayer (Xet)	31,061	39
OBO.BE	Tubize Financiere	7,064	34

# European Weekly Summary

WILLIAM O'NEIL+CO.

## Retail

O'Neil Focus List Constituent				Breaking Out This Week				Laggard			
O'Neil recommendations				Stocks breaking out from consolidation				Stocks below 200-DMA + 50-DMA in a downtrend			
Symbol	Name	Mkt Val, USD (Mil)	Focus List Since	Symbol	Name	Mkt Val, USD (Mil)	Composite Rating	Symbol	Name	Mkt Val, USD (Mil)	A/D, Nmbr Rtng, Cur Wk
								EI.FR	Essilorluxottica	1,25,637	-16
								DOM.GB	Domino's Pizza Group	1,407	-11
								ZALX.DE	Zalando (Xet)	8,393	-30
								IND.ES	Inditex	1,60,983	-22
								DHERX.DE	Delivery Hero Ag (Xet)	7,722	-5
								CRFR.FR	Carrefour	10,214	-14
								BME.GB	B&M European Val.Ret. (Di)	3,734	-17
								COL.BE	Colruyt Group	5,344	-33
								RDCX.DE	Redcare Pharmacy	2,194	-13
								OCDG.GB	Ocado Group	2,629	-21

Top Rated			
Stocks Ranked by best Composite rating			
Symbol	Name	Mkt Val, USD (Mil)	Composite Rating
CLAS.SE	Clas Ohlson B	2,008	96
PUULFI	Puulo	1,278	95
FIEX.DE	Fielmann (Xet)	5,336	92
CURY.GB	Currys	1,903	91
SSPG.GB	Ssp Group	1,904	90
DNLM.GB	Dunelm Group	3,237	88
SBRY.GB	Sainsbury (J)	9,098	87
NXT.GB	Next	20,979	85
FERG.GB	Ferguson Enterprises	43,604	82
AXFO.SE	Axfood	6,357	82
SON.PT	Sonae Sgps	2,836	81
TSCO.GB	Tesco	36,222	78
DIA.ES	Disb.Intnac.De Amen.	1,776	78
ELPB.SE	Electrolux Professional B	2,014	77
GFTU.GB	Grafton Group Uts.	2,734	76

Basing			
Stocks trading near pivot			
Symbol	Name	Mkt Val, USD (Mil)	Composite Rating
SSPG.GB	Ssp Group	1,904	90
GFTU.GB	Grafton Group Uts.	2,734	76
MAB.GB	Mitchells & Butlers	2,360	74
RUST.SE	Rusta	1,196	66
KGF.GB	Kingfisher	6,983	63
JD.GB	Jd Sports Fashion	6,139	60
CECX.DE	Ceconomy Ag	2,047	51
SMWH.GB	Wh Smith	1,960	50

# European Weekly Summary

WILLIAM O'NEIL+CO.

## Technology

O'Neil Focus List Constituent				Breaking Out This Week				Laggard			
O'Neil recommendations				Stocks breaking out from consolidation				Stocks below 200-DMA + 50-DMA in a downtrend			
Symbol	Name	Mkt Val, USD (Mil)	Focus List Since	Symbol	Name	Mkt Val, USD (Mil)	Composite Rating	Symbol	Name	Mkt Val, USD (Mil)	A/D, Nbr Rtg, Cur Wk
NEMX.DE	Nemetschek (Xet)	16,583	88	LIGH.NL	Signify	3,490	64	VITB.SE	Vitec Software Group B	1,879	-25
SAPX.DE	Sap (Xet)	3,71,489	84					HEMN.SE	Hemnet Group	2,670	-33
								TMVX.DE	Teamviewer (Xet)	1,931	-29
								DSY.FR	Dassault Systemes	48,782	-16
								QTGR.FI	Qt Group	1,702	-23
								FNTNX.DE	Freenet (Xet)	3,855	-30
								BIC.FR	Bic	2,590	-41
								TEMN.CH	Temenos N	5,274	-19
								WLN.FR	Worldline	1,030	-26

Top Rated			
Stocks Ranked by best Composite rating			
Symbol	Name	Mkt Val, USD (Mil)	Composite Rating
AG1X.DE	Auto1 Grp (Xet)	6,453	99
IOSX.DE	Ionos Grp	6,547	99
NORB.NO	Norbit	1,326	99
AAF.GB	Airtel Africa	8,881	98
FORT.SE	Fortnox Ab	5,816	98
ORA.FR	Orange	40,016	96
BCG.GB	Baltic Classifieds Grp	2,438	96
ALMI.SE	Beijer Alma B	1,314	96
PROS.NL	Prosus N	1,32,680	96
HY9H.DE	Hynix Semiconductor	1,43,620	95
BT.AGB	Bt Group	26,480	94
SETB.SE	Sectra B	6,598	93
HUBN.CH	Huber+suhrner 'R'	2,126	93
AOFX.DE	Atoss Software (Xet)	2,610	93
PROX.BE	Proximus	3,274	93

Basing			
Stocks trading near pivot			
Symbol	Name	Mkt Val, USD (Mil)	Composite Rating
HUBN.CH	Huber+suhrner 'R'	2,126	93
VOD.GB	Vodafone Group	26,059	69
SPT.GB	Spirent Communications	1,553	67
CLX.SE	Sinch	2,424	65
BC8X.DE	Bechtle (Xet)	5,783	48
CLNX.ES	Cellnex Telecom	27,192	19



# European Weekly Summary

WILLIAM O'NEIL+CO.

## Transportation

O'Neil Focus List Constituent				Breaking Out This Week				Laggard			
O'Neil recommendations				Stocks breaking out from consolidation				Stocks below 200-DMA + 50-DMA in a downtrend			
Symbol	Name	Mkt Val, USD (Mil)	Focus List Since	Symbol	Name	Mkt Val, USD (Mil)	Composite Rating	Symbol	Name	Mkt Val, USD (Mil)	A/D, Nbr Rtg, Cur Wk
								LOGIES	Logista Hold	4,329	-1
								WIZZ.GB	Wizz Air Holdings	1,573	-3
								SRAIL.CH	Stadler Rail	2,448	-25

Top Rated				Basing			
Stocks Ranked by best Composite rating				Stocks trading near pivot			
Symbol	Name	Mkt Val, USD (Mil)	Composite Rating	Symbol	Name	Mkt Val, USD (Mil)	Composite Rating
CTT.PT	Ctt Correios De Portugal	1,183	97	NAS.NO	Norwegian Air Shuttle	1,509	78
IDL.FR	Id Logistics Group	3,200	89	LHAX.DE	Deutsche Lufthansa (Xet)	10,045	59
RYA.IE	Ryanair Holdings	29,535	88				
IAG.GB	Intl.Cons.Airl.Gp.(Cdi)	21,731	86				
PST.IT	Poste Italiane	27,746	85				
CAF.ES	Const Y Auxiliar De Ferr	1,882	84				
ALD.FR	Ayvens	8,886	82				
DSA.DK	A P Moller Maersk A	18,437	80				
DSB.DK	A P Moller Maersk B	11,556	79				
NAS.NO	Norwegian Air Shuttle	1,509	78				
ZIG.GB	Zigup	1,130	76				

# European Weekly Summary

WILLIAM O'NEIL+CO.

## Utility

O'Neil Focus List Constituent				Breaking Out This Week				Laggard			
O'Neil recommendations				Stocks breaking out from consolidation				Stocks below 200-DMA + 50-DMA in a downtrend			
Symbol	Name	Mkt Val, USD (Mil)	Focus List Since	Symbol	Name	Mkt Val, USD (Mil)	Composite Rating	Symbol	Name	Mkt Val, USD (Mil)	A/D, Nbr Rtg, Cur Wk

TRN.IT	Terna Rete Elettrica Naz	20,270	80
--------	--------------------------	--------	----

### Top Rated

Stocks Ranked by best Composite rating

Symbol	Name	Mkt Val, USD (Mil)	Composite Rating
VH2X.DE	Friedrich Vorwerk Grp	1,336	98
IG.IT	Italgas	8,515	96
BKW.CH	Bkw	11,446	95
ELI.BE	Elia Group	12,490	95
UU.GB	United Utilities Group	10,676	94
ENEL.IT	Enel	96,102	88
DRX.GB	Drax Group	3,249	87
SVT.GB	Severn Trent	11,321	87
REN.PT	Ren Redes Energeticas Nacionais	2,366	86
CNA.GB	Centrica	10,951	83
IRE.IT	Iren	3,964	83
ELE.ES	Endesa	32,884	82
NG.GB	National Gas Transmission	71,498	80
RWEX.DE	Rwe (Xet)	31,177	80
EOANX.DE	E On (Xet)	48,480	80

### Basing

Stocks trading near pivot

Symbol	Name	Mkt Val, USD (Mil)	Composite Rating
VIE.FR	Veolia Environ	26,551	75

### Disclaimer

#### U.S. FOCUS LIST & GLOBAL FOCUS LISTS DEVELOPED, EMERGING & FRONTIER MARKETS

The U.S. Focus List and Global Focus List for Developed, Emerging, and Frontier Markets seek to identify equity ideas for further research for institutional investors. Investors, before making investment decisions, should review and evaluate additional information, such as a company's SEC filings, business model, industry fundamentals, management team, and products and services.

#### EXPLANATION OF PERFORMANCE CHARTS FOR U.S. FOCUS LIST & GLOBAL FOCUS LISTS

William O'Neil + Co. Incorporated is an SEC Registered Investment Adviser. Employees of William O'Neil + Company and its affiliates may now or in the future have positions in securities mentioned in this communication. Our content should not be relied upon as the sole factor in determining whether to buy, sell, or hold a stock. For important information about reports, our business, and legal notices (including our Privacy Policy), please go to [williamoneil.com/legal](http://williamoneil.com/legal).

Performance results do not represent actual trading, and may not reflect the impact that material economic and market factors might have had on the investment decision-making process if actually managing client money. There is substantial speculative risk in most international stocks. Past performance is not necessarily an indication of future performance. Performance computations for the U.S. Focus List and Global Focus Lists reflect a time weighted rate of return. All holdings are rebalanced to equal dollar amounts daily. Dividends are not considered in computations. Commissions used in calculations are 50 basis points for stocks in the Global Focus List Emerging Markets and 20 basis points for stocks in the Global Focus List Developed Markets. Percent gains and losses are calculated for all issues that remain on the "Buy Recommendations" at the end of the week. For issues that were added to the "Buy Recommendations" intra-week, the basis used to calculate the percent change is the price noted when the issue appeared as a "Buy Recommendation" in both the U.S. Focus List or Global Focus List Confidential Alerts. For issues that were "Removed" intra-week, the selling price used to calculate the percent change is the price noted when the issue appeared as "Removed" in the U.S. Focus List or the Global Focus List Confidential Alerts. The iShares MSCI EAFE Index Fund seeks to provide investment results that correspond generally to the price and yield performance, before fees and expenses, of publicly traded securities in the European, Australasian and Far Eastern markets, as measured by the MSCI EAFE Index.

The iShares MSCI Emerging Markets Index Fund seeks to provide investment results that correspond generally to the price and yield performance, before fees and expenses, of publicly traded securities in emerging markets, as represented by the MSCI Emerging Markets Index.

The benchmark is the S&P 500 Index, which is a market-capitalization weighted index containing the 500 most widely held companies (400 industrial, 20 transportation, 40 utility and 40 financial companies) chosen with respect to market size, liquidity, and industry. The volatility of the S&P 500 Index may be materially different from that of the strategy depicted, and the holdings in the strategy may differ significantly from the securities that comprise the S&P 500 Index. The S&P 500 Index is calculated on a total return basis with dividends reinvested and is not assessed a management fee.

All charts in this presentation are intended to be used as a tool to assist investors in identifying equity ideas worthy of further review. Charts provide certain current and historical information, but are not a substitute for a comprehensive analysis of individual stocks, and should not be relied on as the sole factor in determining whether to buy, sell or hold. Nothing in this communication should be construed as an offer to buy or sell any security.

### Disclosures

William O'Neil + Co. Incorporated is an SEC Registered Investment Adviser. Employees of William O'Neil + Co. and its affiliates may now or in the future have positions in securities mentioned in this communication. Our content and stock charts, which provide certain current and historical information, should not be relied upon as the sole factor in determining whether to buy, sell, or hold a stock. The charts provide certain current and historical information, but are not a substitute for a comprehensive analysis of the individual stocks. For important information about reports, our business, and legal notices (including our Privacy Policy), please go to [williamoneil.com/legal](https://williamoneil.com/legal)

© 2025, William O'Neil + Company, Inc. All Rights Reserved.

No part of this material may be copied or duplicated in any form by any means or redistributed without the prior written consent of William O'Neil + Co.