

# European Weekly Summary

June 16, 2025

## Key points:

- *The Stoxx 600 (EXSA.DE) was shifted to an Uptrend Under Pressure after the index breached its 21-DMA on rising distribution. Most European markets are pulling back from 52-week highs to their short-term moving averages. Germany, Finland, Austria, Spain, Belgium, and the Netherlands declined 1–3%, breaching their 21-DMA and subsequently were also moved to an Uptrend Under Pressure. On the positive side, Norway gained 3%, hitting a fresh 52-week high, while the U.K. and Portugal were slightly up and trending at a 52-week high. Denmark also outperformed, gaining ~2.5%, and retook resistance at 100-DMA, 35% off highs. France, Sweden, and Switzerland continue to underperform, 8–11% off 52-week highs and are set to test support at their 50-/200-DMA. The average distribution day increased to 4.2 from 3.3 last week.*
- *Last week, sector performance was mostly negative except for Energy (+5.2%), Utility (+1.5%), and Health Care (+0.7%). Financial (-3.0%) lagged the most, followed by Technology (-2.6%) and Retail (-2.2%). The remaining sectors were down 1–2%.*
  - *On the daily Datagraph®, the iShares Djsxx.600 Oil & Gas (EXH1.DE) is breaking out of a cup-with-handle formation; stocks of interest related to the industry include Weir Group (WEIR.GB) and Gtt (GTT.FR).*
  - *Form our rotation chart, momentum in lagging (over 26-weeks) Health Care continues to improve; stocks of interest include: Ypsomed (YPSN.CH) and Eurofins (EUF.FR) are currently basing on improving technical characteristics. Refer to page 14.*
- *We turn cautious on the European markets as indices are extended with elevated distribution day counts and showing early signs of weakness. We recommend calculated risks when adding new ideas, as indices are breaking their first level of support. Reduce exposure in stocks that are extended or breaking key support levels/moving averages. Focus on ideas emerging from proper early-stage bases in constructive markets and sectors.*
- **European Focus List Update:**
  - *Actionable names include Alk-Abello B (ALK.DK), Bawag Group (BWGP.AT), and Nemetschek (NEMX.DE).*
  - **Addition:** None.
  - **Removal:** Hermes (RMS.FR).

Prepared by:

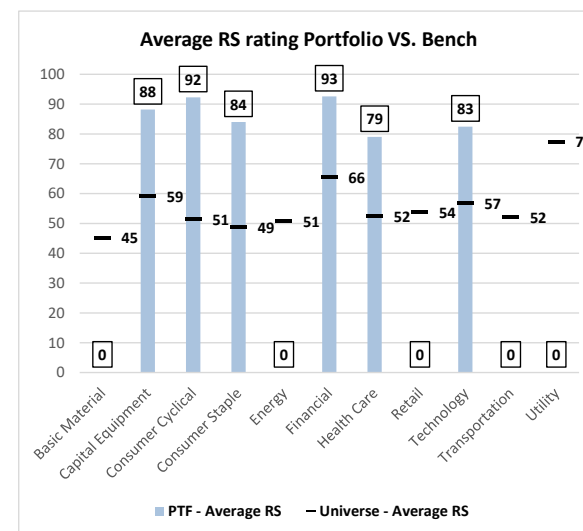
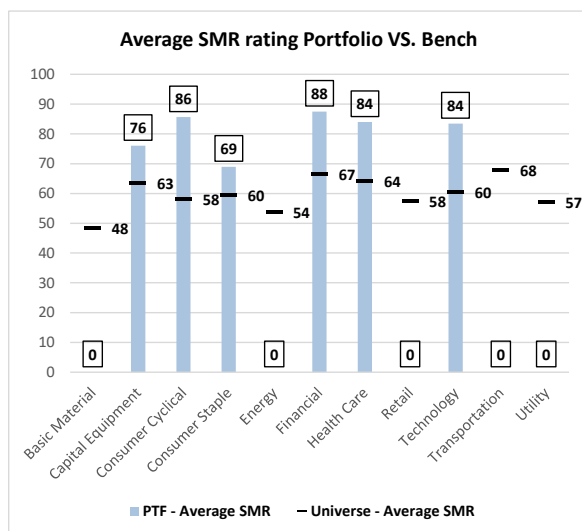
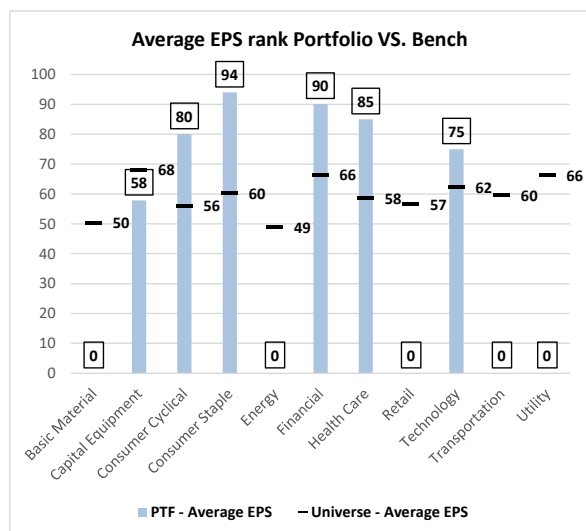
Tristan d'Aboville, Executive Director – Research Analyst, [tristan.daboville@williamoneil.com](mailto:tristan.daboville@williamoneil.com) | Direct: +44 20 3178 7125 | Mobile: +44 77 0344 5260  
Suman Patra, Equity Research Analyst, William O'Neil India [suman.patra@williamoneilindia.com](mailto:suman.patra@williamoneilindia.com)

## European Focus List Update

**Addition:** None.

**Removal:** Hermes (RMS.FR).

### William O'Neil Focus List EPS, SMR, and RS Ratings versus Benchmark



Source: William O'Neil + Co.

## Sector Heat Map: Average Perf. - Market Cap Average Weighted

(Market Cap > \$1BN & ADV > \$1M)

Sectors	5 Days	4 Weeks	8 Weeks	13 Weeks	26 Weeks	YTD
Energy	5.2%	5.4%	10.3%	1.0%	4.5%	4.9%
Utility	1.5%	3.3%	5.2%	13.6%	19.6%	20.4%
Health Care	0.7%	5.7%	10.3%	-3.8%	-0.3%	1.4%
Basic Material	-1.1%	-0.2%	7.2%	-3.2%	2.7%	5.7%
Consumer Staple	-1.2%	0.7%	3.1%	1.7%	8.2%	10.2%
Transportation	-1.5%	-0.5%	14.3%	3.8%	7.1%	8.8%
Consumer Cyclical	-1.5%	-5.7%	3.8%	-8.2%	-4.2%	-3.5%
Capital Equipment	-1.8%	0.5%	12.4%	3.1%	23.3%	25.0%
Retail	-2.2%	-3.4%	3.2%	3.6%	-0.8%	0.9%
Technology	-2.6%	-0.8%	11.9%	3.1%	7.0%	9.1%
Financial	-3.0%	-2.2%	7.5%	2.2%	17.4%	18.6%

Source: William O'Neil + Co.

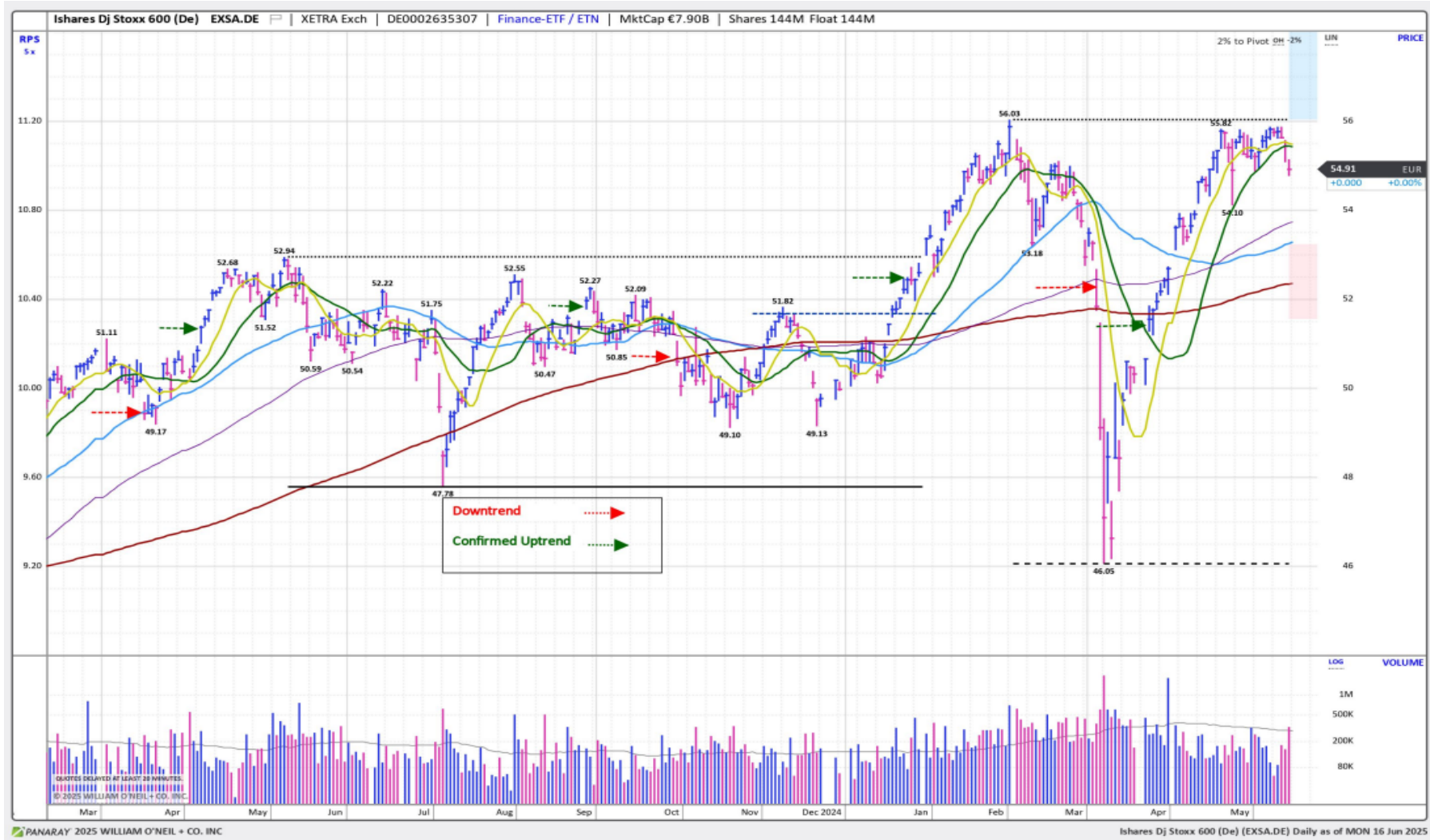
## Market Conditions

## O'Neil Methodology

Country	Tickers	Market Condition	D- Day Count
France	0FRCAC40	UnderPressure	6
Germany	0DAXINDX	UnderPressure	6
UK	CUKX.GB	Rally Attempt	N/A
<b>Stoxx600</b>	<b>EXSA.DE</b>	<b>UnderPressure</b>	<b>5</b>
Denmark	0DKKFXIN	Confirmed Uptrend	5
Ireland	0ISEQUIT	Confirmed Uptrend	5
Finland	0HEX25IN	Confirmed Uptrend	3
Norway	0OSLOOBX	Confirmed Uptrend	0
Sweden	0SWEDOMX	UnderPressure	4
Switzerland	0SWISSMI	Rally Attempt	N/A
Austria	0ATXINDX	UnderPressure	5
Italy	EWI	UnderPressure	4
Portugal	0POPSI20	Confirmed Uptrend	3
Spain	0IBEX35I	UnderPressure	4
Belgium	0BGBEL20	UnderPressure	5
Netherlands	0AMSTEOE	UnderPressure	4
		<b>AVERAGE D-DAY</b>	<b>4</b>

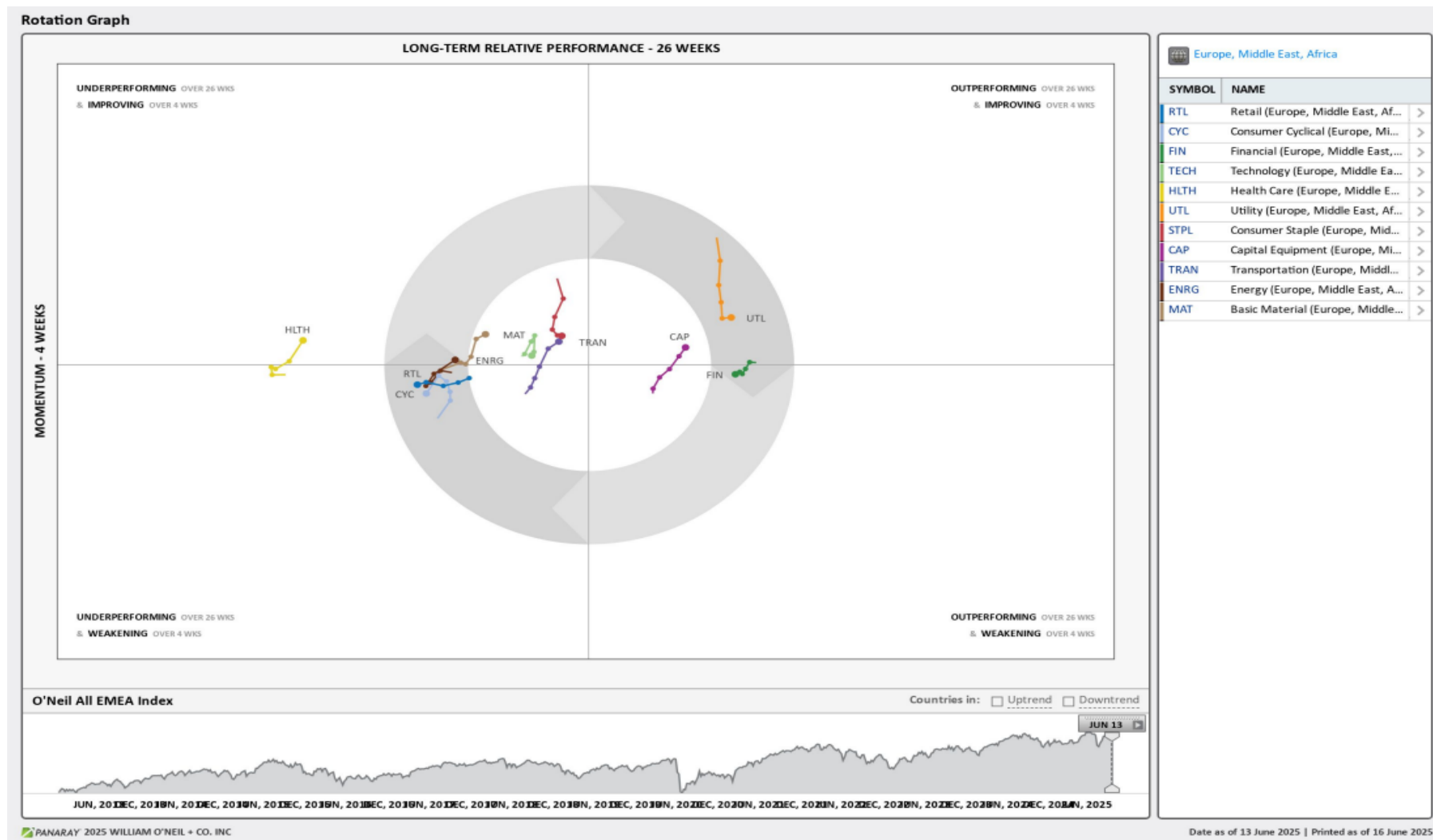
Source: William O'Neil + Co.

## iShares Dj Stoxx 600 (EXSA.DE) – Daily Datagraph®



Source: William O'Neil + Co.

## EMEA Rotation Chart



Source: William O'Neil + Co.

## How To Read The Sector Card

### European Focus List

#### O'Neil Recommendations

The **European Focus List (EFL)** is a proprietary list of long ideas that fit the fundamental and technical criteria of the O'Neil Methodology.

### Outperforming

#### Stocks breaking out from consolidation

We recommend buying stocks at the **breakout level**. A breakout is a price movement of the security through an identified level of resistance (pivot point) after forming a consolidation base. Our proprietary chart patterns are based on over 50 years of our

### Laggards

#### Stocks below 200-DMA + 50-DMA in a downtrend

**Laggards** are stocks showing technical weakness. We believe these stocks are laggards relative to their own domestic markets and, if owned, need to be reviewed carefully as they may be vulnerable to further downside risk and underperformance.

### Top Rated

#### Stocks displaying the best Composite rating

The **Composite Rating** combines the EPS Rank, Relative Strength Rating, Industry Group Rank, SMR Rating, Accumulation/Distribution Rating, and the stock's percent off its 52-week high. More weight is placed on EPS Rank and Relative Strength Ratings. The resulting rating of technical and fundamental factors is compared against all other stocks in the trading country and assigned a rating from 1 to 99, with 99 being the best. A rating of 90 means the stock has outperformed 90% of all other stocks.

### Early Basing

#### Stocks trading near pivot

**Stock near pivot point** (last line of resistance) with improving technical characteristics and above average fundamental profile based on O'Neil proprietary ratings and rankings.

# European Weekly Summary

WILLIAM O'NEIL+CO.

## Basic Material

O'Neil Focus List Constituent				Breaking Out This Week				Laggard			
O'Neil recommendations				Stocks breaking out from consolidation				Stocks below 200-DMA + 50-DMA in a downtrend			
Symbol	Name	Mkt Val, USD (Mil)	Focus List Since	Symbol	Name	Mkt Val, USD (Mil)	Composite Rating	Symbol	Name	Mkt Val, USD (Mil)	A/D, Nmbr Rtg, Cur Wk
				GGP.GB	Greatland Gold	3,109	92	BOL.SE	Boliden Ord Shs	8,794	-41
								KEMR.FI	Kemira	3,494	-5
								HEN3X.DE	Henkel Pref. (Xet)	13,877	-21
								HILS.GB	Hill & Smith Plc	1,836	-18
								SW@G.SE	Svenska Cellulosa Aktiebolaget Sc	8,320	-44
								BNRX.DE	Brenntag (Xet)	10,008	-1
								SM@G.SE	Holmen B	4,670	-24
								RIO.GB	Rio Tinto	73,020	-28
								STEB.SE	Stora Enso R	5,919	-6
								EVKX.DE	Evonik Industries (Xet)	10,040	-20
								HPOL.SE	Hexpol B	3,006	-39
								CLN.CH	Clariant	3,458	-34
								LENZ.AT	Lenzing	1,198	-18
								AKE.FR	Arkema	5,294	-13
								TEN.IT	Tenaris	19,258	-25
								ALTR.PT	Altri Sgpps	1,213	-33
								BASX.DE	Basf (Xet)	43,430	-23
								EGR.FI	Stora Enso R	5,918	-12
								NK.FR	Imerys	2,818	-9
								BAKK.NO	Bakkafrost	2,753	-43
								SOL.BE	Solvay	3,618	-33
								UPM.FI	Upm-Kymmene	14,047	-54
								METB.FI	Metsa Board B	1,147	-29
								WCHX.DE	Wacker Chemie (Xet)	3,690	-20
Top Rated				Basing							
Stocks Ranked by best Composite rating				Stocks trading near pivot							
Symbol	Name	Mkt Val, USD (Mil)	Composite Rating	Symbol	Name	Mkt Val, USD (Mil)	Composite Rating				
HOC.GB	Hochschild Mining	1,804	99	LONN.CH	Lonza Group	50,644	68				
ACTX.DE	Alzchem Gp (Xet)	1,528	94	FPEX.DE	Fuchs SE	2,641	62				
SOL.IT	Sol	4,951	93	ELKM.NO	Elkem	1,436	60				
NZY.DK	Novozymes B	31,171	92	JMAT.GB	Johnson Matthey	3,886	56				
GGP.GB	Greatland Gold	3,109	92								
CEM.IT	Cementir Holding	2,574	90								
OCIO.NL	Oci	1,911	89								
VCT.FR	Vicat	2,863	88								
ALLM.SE	Alleima	2,158	86								
FRES.GB	Fresnillo	14,458	85								
AIR.FR	L Air Lqe.Sc.Anyme. Pour L Etude	1,22,162	84								
BRG.NO	Borregaard	1,931	82								
YARA.NO	Yara International	9,991	78								
SDFX.DE	K + S (Xet)	3,333	78								
TKAX.DE	Thyssenkrupp (Xet)	6,038	77								



## Capital Equipment

O'Neil Focus List Constituent				Breaking Out This Week				Laggard			
O'Neil recommendations				Stocks breaking out from consolidation				Stocks below 200-DMA + 50-DMA in a downtrend			
Symbol	Name	Mkt Val, USD (Mil)	Focus List Since	Symbol	Name	Mkt Val, USD (Mil)	Composite Rating	Symbol	Name	Mkt Val, USD (Mil)	A/D, Nmbr Rtg, Cur Wk
BEAN.CH	Belimo N	12,176	99	WEIR.GB	Weir Group	8,869	93	SWEB.SE	Sweco B	5,711	-15
SPIE.FR	Spie	8,691	99	ACLN.CH	Accelleron N	6,209	92	SAND.SE	Sandvik	27,863	-16
REL.GB	Relx	97,270	86					ITRK.GB	Intertek Group	10,214	-2
RR.GB	Rolls-Royce Holdings	99,951	83					BILL.SE	Billerud Aktiebolag	2,577	-28
ENRX.DE	Siemens Energy (Xet)	78,324	77					ALF.SE	Alfa Laval	17,594	-46
SGM.FR	Safran	1,23,919	61					MYCR.SE	Mycronic	3,647	-32
								SR@G.SE	Atlas Copco A	54,190	-10
								TT@G.SE	Trelleborg B	7,365	-32
								ACBF.SE	Atlas Copco B	22,376	-34
								VOLV.SE	Volvo A	12,433	-17
								VOBF.SE	Volvo B	44,353	-21
								NHY.NO	Norsk Hydro	11,207	-5
								INDT.SE	Indutrade	9,857	-37
								HMS.SE	Hms Networks	2,086	-32
								AFB.SE	Afry B	1,860	-11
								DEC.FR	Jdecaux	3,738	-1
								PLUX.FR	Pluxee	3,232	-32
								GF.CH	Georg Fischer	6,370	-4
								MRO.GB	Melrose Industries	8,166	-21
								ROFR.FR	Teleperformance	6,277	-5
								RXL.FR	Rexel	8,623	-3
								HUIF.FI	Huhtamaki	3,889	-21
								ALOT.FR	Alstom	10,060	-3
								8TRAX.DE	Traton Se (Xet)	16,382	-16
								OERL.CH	Oc Oerlikon Corporation	1,536	-21
								BOSN.CH	Bossard 'B'	1,489	-22
								FOUR.GB	4imprint Group	1,329	-14
								VIS.ES	Viscofan	3,293	-31
								BEKB.BE	Bekaert (D)	2,070	-19
								LTBF.SE	Latour Investment B	15,262	-38
								AHT.GB	Ashtead Group	24,840	-2
								RTO.GB	Rentokil Initial	11,939	-8
								EDEN.FR	Edenred	7,045	-33
								SPX.GB	Spirax Grou	5,955	-29

Top Rated				Basing			
Stocks Ranked by best Composite rating				Stocks trading near pivot			
Symbol	Name	Mkt Val, USD (Mil)	Composite Rating	Symbol	Name	Mkt Val, USD (Mil)	Composite Rating
BEAN.CH	Belimo N	12,176	99	BCHN.CH	Burckhardt Cmps.Hldg.	2,775	98
SPIE.FR	Spie	8,691	99	WRT.FI	Wartsila	13,156	88
EXOP.FR	Exosens	2,502	99	BUFA.SE	Bufab	1,745	82
RHMX.DE	Rheinmetall (Xet)	94,712	99	CGCB.FI	Hiab Corporation B	3,344	78
R3NKX.DE	Renk Group	8,249	99	NSTF.SE	Ncc B	1,880	78
HEIJ.NL	Kon.Heijmans Du. Certs.	1,767	99	BRAV.SE	Bravida Holding	1,947	78
GREN.ES	Grenergy Renovables	2,274	99	VID.ES	Vidrala	3,754	73
KOG.NO	Kongsberg Gruppen	34,184	99	ROR.GB	Rotork	3,726	67
SAAB.SE	Saab B	25,913	98	KALC.FI	Kalmar Corporation B	2,140	64
AM@F.FR	Dassault Aviation	27,551	98	RXL.FR	Rexel	8,623	46
BCHN.CH	Burckhardt Cmps.Hldg.	2,775	98				
FCTI.IT	Fincantieri	5,414	98				
CHG.GB	Chemring Group	2,137	98				
ISS.DK	Iss	4,711	98				
BA.GB	Bae Systems	79,412	98				

# European Weekly Summary

WILLIAM O'NEIL+CO.

## Consumer Cyclical

O'Neil Focus List Constituent				Breaking Out This Week				Laggard			
O'Neil recommendations				Stocks breaking out from consolidation				Stocks below 200-DMA + 50-DMA in a downtrend			
Symbol	Name	Mkt Val, USD (Mil)	Focus List Since	Symbol	Name	Mkt Val, USD (Mil)	Composite Rating	Symbol	Name	Mkt Val, USD (Mil)	A/D, Nmbr Rtg, Cur Wk
LOTG.IT	Lottomatica Group	6,686	98	POM.FR	Opmobility	1,898	85	RMS.FR	Hermes Intl.	2,79,899	-15
GAW.GB	Games Workshop	7,400	97					BREE.GB	Breedon Group	2,054	-6
TGYM.IT	Technogym	2,835	90					EVOG.SE	Evolution	14,434	-9
								PERSON.GB	Pearson	9,472	-14
								NIBE.SE	Nibe Industrier	7,599	-20
								SKIS.SE	Skistar B	1,240	-38
								TRN.GB	Trainline Plc.	1,619	-15
								MCL.FR	Michelin	26,254	-8
								SDX.FR	Sodexo	9,454	-9
								ADXS.DE	Adidas (Xet)	41,590	-19
								MMT.FR	M6-Metropole Tv	1,779	-25
								FR.FR	Valeo	2,506	-7
								FUTR.GB	Future	1,000	-12
								BTG4.DE	Bertelsmann Gsh.15.00%	89,496	-25
								THULE.SE	Thule Group	3,018	-2
								SEB.FR	Seb	5,338	-25
								MATL.FR	Bollere	16,992	-44
								CDI.FR	Christian Dior	90,463	-43
								RENU.FR	Renault	14,704	-27
								LVMH.FR	Lvmh	2,66,596	-43
								MONC.IT	Moncler	16,096	-44
								MS.IT	Mfe B	1,126	-41
								BRE.IT	Freni Brembo	2,957	-24
								VOCB.SE	Volvo Car B	5,236	-26
								MBGX.DE	Mercedes-Benz Group (Xet)	56,533	-29
								PAH3X.DE	Porsche Aml.Hldg. (Xet) Pref.	5,990	-40
								VOW3X.DE	Volkswagen Pref. (Xet)	21,164	-25
								VOWX.DE	Volkswagen (Xet)	30,818	-24
								HUSB.SE	Husqvarna B	2,395	-33
								PUMX.DE	Puma (Xet)	3,652	-24
								SFER.IT	Salvatore Ferragamo	1,001	-12
								STL.IT	Stellantis	28,382	-13
								DOMT.SE	Dometic Group	1,223	-12
								P911X.DE	Dr Ing Hc F Porsche Ag (Xet)	21,780	-31

Top Rated				Basing			
Stocks Ranked by best Composite rating				Stocks trading near pivot			
Symbol	Name	Mkt Val, USD (Mil)	Composite Rating	Symbol	Name	Mkt Val, USD (Mil)	Composite Rating
LOTG.IT	Lottomatica Group	6,686	98	BFIT.NL	Basic-Fit	1,802	83
LIFC.SE	Lifco B	17,451	98	BWY.GB	Bellway	4,745	83
GAW.GB	Games Workshop	7,400	97	TRI.FR	Trigano	3,018	77
BETS.SE	Betsson B	2,489	96	ITV.GB	Itv	4,258	72
EVDX.DE	Cts Eventim (Xet)	11,490	95	KRX.IE	Kingspan Group	16,007	36
SRC.GB	Sigmaroc	1,599	94	HBGL.ES	Hbx Group International	3,073	21
FGP.GB	First Group	1,808	93				
HARV.FI	Harvia	1,073	92				
ASGB.SE	Asmodee Group B	3,025	92				
JFN.CH	Jungfraubahn 'R'	1,453	91				
TGYM.IT	Technogym	2,835	90				
ALI.SE	Autoliv Sdr	3,025	90				
JET2.GB	Jet2	5,109	90				
NEWB.SE	New Wave Group B	1,188	90				
MEGP.GB	Me Group Intl.	1,070	89				

# European Weekly Summary

WILLIAM O'NEIL+CO.

## Consumer Staples

O'Neil Focus List Constituent			
O'Neil recommendations			
Symbol	Name	Mkt Val, USD (Mil)	Focus List Since
PFD.GB	Premier Foods	2,359	82

Breaking Out This Week			
Stocks breaking out from consolidation			
Symbol	Name	Mkt Val, USD (Mil)	Composite Rating

Laggard			
Stocks below 200-DMA + 50-DMA in a downtrend			
Symbol	Name	Mkt Val, USD (Mil)	A/D, Nmbr Rtg, Cur Wk
BEIX.DE	Beiersdorf (Xet)	32,730	-21
ESSI.SE	Essity B	17,651	-29
LSG.NO	Leroy Seafood Group	2,695	-10
RCD.FR	Pernod-Ricard	26,142	-25
DGE.GB	Diageo	58,918	-12
STG.DK	Scandinavian Tobacco	1,080	-24
BARN.CH	Barry Callebaut	5,931	-8
SZUX.DE	Suedzucker (Xet)	2,595	-9

Top Rated			
Stocks Ranked by best Composite rating			
Symbol	Name	Mkt Val, USD (Mil)	Composite Rating
GNC.GB	Greencore Group	1,370	99
GALD.CH	Galderma Group N	32,641	96
CCH.GB	Coca-Cola Hbc (Cdi)	19,476	96
LISN.CH	Chocoladefabriken Lindt & Spruen	21,871	94
BATS.GB	British American Tobacco	1,07,012	92
LISP.CH	Choc.Lindt & Spruengli Par	16,784	91
JDPS.NL	Jde Peet S	13,242	90
BAG.GB	Barr (Ag)	1,028	87
BAKK.GB	Bakkavor Group Plc	1,703	86
ARYN.CH	Aryzta	2,583	86
BSN.FR	Danone	57,139	84
CWK.GB	Cranswick	3,845	83
PFD.GB	Premier Foods	2,359	82
IMB.GB	Imperial Brands	32,245	80
ABI.BE	Anheuser-Busch Inbev	1,28,644	79

Basing			
Stocks trading near pivot			
Symbol	Name	Mkt Val, USD (Mil)	Composite Rating
RBR.DK	Royal Unibrew	4,292	58
KRZ.IE	Kerry Group 'A'	18,413	48

# European Weekly Summary

WILLIAM O'NEIL+CO.

## Energy

O'Neil Focus List Constituent				Breaking Out This Week				Laggard			
O'Neil recommendations				Stocks breaking out from consolidation				Stocks below 200-DMA + 50-DMA in a downtrend			
Symbol	Name	Mkt Val, USD (Mil)	Focus List Since	Symbol	Name	Mkt Val, USD (Mil)	Composite Rating	Symbol	Name	Mkt Val, USD (Mil)	A/D, Nbr Rtg, Cur Wk
				ODDR.NO	Odfjell Drilling	1,666	96	TGS.NO	Tgs	1,715	-5
				ITH.GB	Ithaca Energy	3,660	81	SHEL.GB	Shell (Lon)	2,11,867	-27
				AKER.NO	Aker	5,021	58	VL.R.FR	Vallourec	4,076	-25
								BP.GB	Bp	83,479	-4
								DEN.DK	Oersted	17,807	-16

Top Rated				Basing			
Stocks Ranked by best Composite rating				Stocks trading near pivot			
Symbol	Name	Mkt Val, USD (Mil)	Composite Rating	Symbol	Name	Mkt Val, USD (Mil)	Composite Rating
GTT.FR	Gtt	7,101	99	SUBC.NO	Subsea 7	5,715	86
ODDR.NO	Odfjell Drilling	1,666	96	EQNR.NO	Equinor	77,075	77
AKEP.NO	Aker Bp	17,423	91	VARE.NO	Var Energi	8,508	75
SUBC.NO	Subsea 7	5,715	86	DNO.NO	Dno	1,350	59
RUI.FR	Rubis	3,502	85	NOE.NO	Bluenord	1,643	53
ITH.GB	Ithaca Energy	3,660	81	SHEL.GB	Shell (Lon)	2,11,867	44
IPCO.SE	International Petroleum	1,923	77	VPK.NL	Koninklijke Vopak	5,597	33
EQNR.NO	Equinor	77,075	77				
SPM.IT	Saipem	5,399	76				
SRG.IT	Snam	20,407	76				
VARE.NO	Var Energi	8,508	75				
AKSO.NO	Aker Solutions	1,812	73				
DOFG.NO	Dof Group	2,258	71				

# European Weekly Summary

WILLIAM O'NEIL+CO.

## Financial

O'Neil Focus List Constituent				Breaking Out This Week				Laggard			
O'Neil recommendations				Stocks breaking out from consolidation				Stocks below 200-DMA + 50-DMA in a downtrend			
Symbol	Name	Mkt Val, USD (Mil)	Focus List Since	Symbol	Name	Mkt Val, USD (Mil)	Composite Rating	Symbol	Name	Mkt Val, USD (Mil)	A/D, Nmbr Rtg, Cur Wk
ADYE.NL	Adyen	60,259	99	GPE.GB	Great Portland Estates	1,936	84	GARA.FR	Covivio	6,583	-8
BWGP.AT	Bawag Group	9,671	98	ABDN.GB	Aberdeen Group plc	4,641	77	LSEG.GB	London Stock Ex.Group	79,205	-18
SQN.CH	Swissquote 'R'	8,900	98					EQT.SE	Eqt	36,042	-12
WISE.GB	WISE A	14,293	97					AMUN.FR	Amundi (Wi)	15,876	-12
G24X.DE	Scout24 (Xet)	10,163	97					WIHS.SE	Wihlborgs Fastigheter	3,017	-24
III.GB	3i Group	54,492	92					JUST.GB	Just Group Plc	1,946	-5
TLXX.DE	Talanx Aktgfsf. (Xet)	32,935	92					BAER.CH	Julius Baer Gruppe	13,317	-19
								CARM.FR	Carmila	2,716	-22
								SGRO.GB	Segro	12,710	-13
								EXOO.NL	Exor Nv Ord	20,666	-4
								PGHN.CH	Partners Group Holding	33,392	-20
								BCVN.CH	Bc Vaud N	9,495	-22
								HBMN.CH	Hbm Healthcare Invs.	1,520	-3
								MERY.FR	Mercialys Reit	1,169	-26
								PHLL.GB	Petershill Partners	3,121	-4
								INVE.SE	Investor A	36,245	-2
								LNBF.SE	Lundbergforetagen B	7,484	-25
								UBSG.CH	Ubs Group	1,07,514	-3
								AZE.BE	Azelis Group	3,790	-30
								EMG.GB	Man Group	2,711	-20
								ISBF.SE	Investor B	52,851	-33
								IUCF.SE	Industrivarden C	6,983	-2
								IU.SE	Industrivarden A	8,530	-3
								ERA.FR	Eramet	1,519	-33
								CCPW.NL	Cvc Capital Partners	19,366	-24
								MONT.BE	Montea	1,705	-15
								HVPE.GB	Harbourvest Global	2,390	-26
								BURE.SE	Bure Equity	2,108	-56
								ERF.FR	Eurazeo	4,977	-34
								CSLP.CH	Credit Suisse Real Estate Fund Li	3,851	-4

Top Rated				Basing			
Stocks Ranked by best Composite rating				Stocks trading near pivot			
Symbol	Name	Mkt Val, USD (Mil)	Composite Rating	Symbol	Name	Mkt Val, USD (Mil)	Composite Rating
ADYE.NL	Adyen	60,259	99	PHP.GB	Primary Health Props.	1,878	95
PROT.NO	Protector Forsikring	3,370	99	LMP.GB	Londonmetric Property	5,636	91
COFN.BE	Cofinimmo	3,380	99	BNKR.GB	Bankers Inv.Trust	1,675	80
BWGP.AT	Bawag Group	9,671	98	XIOR.BE	Xior Student Housing	1,675	71
SQN.CH	Swissquote 'R'	8,900	98	LGEN.GB	Legal & General	19,830	66
SRBA.NO	Sparebank 1 Sr- Norge	6,847	98	BBOX.GB	Tritax Big Box Reit	4,982	61
WISE.GB	WISE A	14,293	97	LUKN.CH	Luzerner Kantonalbank	4,248	61
G24X.DE	Scout24 (Xet)	10,163	97	ALLFG.NL	Allfunds Group	4,221	57
GCO.ES	Grupo Catalana Occidente	6,793	97	HICL.GB	Hicl Infrastructure	3,258	33
ENX.FR	Euronext	17,100	97				
TBCG.GB	Tbc Bank Group	3,415	97				
ALPH.GB	Alpha Group Plc	1,738	97				
BP.IT	Banco Bpm	17,357	97				
HIAG.CH	Hiag Immobilien	1,385	97				
INFB.SE	Intea Fastigheter B	1,597	97				

# European Weekly Summary

WILLIAM O'NEIL+CO.

## Health Care

O'Neil Focus List Constituent				Breaking Out This Week				Laggard			
O'Neil recommendations				Stocks breaking out from consolidation				Stocks below 200-DMA + 50-DMA in a downtrend			
Symbol	Name	Mkt Val, USD (Mil)	Focus List Since	Symbol	Name	Mkt Val, USD (Mil)	Composite Rating	Symbol	Name	Mkt Val, USD (Mil)	A/D, Nmbr Rtg, Cur Wk
ALK.DK	Alk-Abello B	5,820	99	WDH.DK	Demant	9,324	84	BIGB.SE	Biogaia B	1,083	-6
MEDI.SE	Medicover B	1,879	95					ARGX.BE	Argenx	35,454	-24
MOVE.CH	Medacta Group	3,289	88					BPHG.SE	Bonesupport Holding	1,760	-21
								SQ@F.FR	Sanofi	1,23,116	-18
								IPN.FR	Ipsen	10,002	-3
								SHLX.DE	Siemens Healthineers (Xet)	59,488	-24
								GIND.SE	Gefinge B	4,953	-44
								DMPX.DE	Dermapharm Holding (Xe)	2,196	-23
								SOON.CH	Sonova N	18,457	-3
								VITR.SE	Vitrolife	2,037	-6
								MRKX.DE	Merck Kgaa (Xet)	17,141	-33
								ELKB.SE	Elektro B	1,858	-16
								COL.DK	Coloplast B	20,737	-25
								SRT3X.DE	Sartorius Pref. (Xet)	8,893	-6
								TECN.CH	Tecan 'R'	2,623	-5
								GXIX.DE	Gerresheimer (Xet)	1,867	-23
								ZEAD.DK	Zealand Pharma	4,988	-20
								PHIL.NL	Philips Eltn.Koninklijke	22,121	-41

Top Rated				Basing			
Stocks Ranked by best Composite rating				Stocks trading near pivot			
Symbol	Name	Mkt Val, USD (Mil)	Composite Rating	Symbol	Name	Mkt Val, USD (Mil)	Composite Rating
ALK.DK	Alk-Abello B	5,820	99	YPSN.CH	Ypsomed Holding R	6,849	95
TOBD.SE	Dynavox Group	1,200	99	EU.FR	Eurofins Scien.	12,694	95
ASHG.SE	Asker Healthcare Group	4,391	99	NOVN.CH	Novartis 'R'	2,53,011	72
UPR.IE	Uniphar	1,144	99	GEN.DK	Genmab	14,708	70
CTEC.GB	Convatec Group	7,999	99	PROB.ES	Grifols Ord CI A	5,019	69
CVSG.GB	Cvs Group	1,227	98	REC.IT	Recordati Indua.Chimica	13,131	67
DESN.CH	Dottikon Es Holding	4,953	98	GRFP.ES	Grifols Class 'B' Pref.	2,332	65
TERA.FI	Terveystalo	1,738	97	AZN.GB	Astrazeneca	2,31,304	62
ORNB.FI	Orion B	7,948	96	DIM.FR	Sartorius Stedim Biotech	22,382	61
CHM.DK	Chemometec	1,431	96	SDZ.CH	Sandoz Group	23,193	54
MEDI.SE	Medicover B	1,879	95	AFXX.DE	Carl Zeiss Meditec (Xet)	6,313	46
ADD.SE	Addlife B	2,469	95	BAYNX.DE	Bayer (Xet)	31,189	44
YPSN.CH	Ypsomed Holding R	6,849	95				
EU.FR	Eurofins Scien.	12,694	95				
EUZX.DE	Eckert & Ziegler (Xet)	1,598	91				

# European Weekly Summary

WILLIAM O'NEIL+CO.

## Retail

O'Neil Focus List Constituent				Breaking Out This Week				Laggard			
O'Neil recommendations				Stocks breaking out from consolidation				Stocks below 200-DMA + 50-DMA in a downtrend			
Symbol	Name	Mkt Val, USD (Mil)	Focus List Since	Symbol	Name	Mkt Val, USD (Mil)	Composite Rating	Symbol	Name	Mkt Val, USD (Mil)	A/D, Nbr Rtg, Cur Wk
								ZALX.DE	Zalando (Xet)	8,697	-37
								ELPB.SE	Electrolux Professional B	1,813	-22
								BC.IT	Brunello Cucinelli	7,705	-32
								DOM.GB	Domino's Pizza Group	1,360	-23
								FDR.ES	Fluidra	4,794	-1
								CRFR.FR	Carrefour	10,901	-31
								WOSG.GB	Watches of Switzerland Group	1,329	-2
								OCDO.GB	Ocado Group	2,893	-20
								RDCX.DE	Redcare Pharmacy	2,187	-27
								UHR.CH	The Swatch Group	4,783	-14
								KER.FR	Kering	24,607	-22
								UHRN.CH	The Swatch Group	3,992	-26

Top Rated				Basing			
Stocks Ranked by best Composite rating				Stocks trading near pivot			
Symbol	Name	Mkt Val, USD (Mil)	Composite Rating	Symbol	Name	Mkt Val, USD (Mil)	Composite Rating
CLAS.SE	Clas Ohlson B	2,043	99	FERG.GB	Ferguson Enterprises	42,303	74
PUUI.FI	Puulo	1,282	95				
FIEX.DE	Fielmann (Xet)	5,240	92				
NXT.GB	Next	21,302	91				
CURY.GB	Currys	1,904	91				
DNL.M.GB	Dunelm Group	3,205	87				
SBRY.GB	Sainsbury (J)	9,010	87				
MKS.GB	Marks & Spencer Group	10,450	83				
DIA.ES	Disb.Intnac.De Amen.	1,821	82				
AXFO.SE	Axfood	6,311	82				
TSCO.GB	Tesco	35,759	81				
SON.PT	Sonae Sgps	2,745	79				
EL.FR	Essilorluxottica	1,27,907	77				
AD.NL	Koninklijke Ahold Delhaize	37,810	76				
PETS.GB	Pets At Home Group	1,640	76				

# European Weekly Summary

WILLIAM O'NEIL+CO.

## Technology

O'Neil Focus List Constituent				Breaking Out This Week				Laggard			
O'Neil recommendations				Stocks breaking out from consolidation				Stocks below 200-DMA + 50-DMA in a downtrend			
Symbol	Name	Mkt Val, USD (Mil)	Focus List Since	Symbol	Name	Mkt Val, USD (Mil)	Composite Rating	Symbol	Name	Mkt Val, USD (Mil)	A/D, Nmbr Rtg, Cur Wk
NEMX.DE	Nemetschek (Xet)	16,519	86	FORT.SE	Fortnox Ab	5,778	98	VITB.SE	Vitec Software Group B	1,829	-24
SAPX.DE	Sap (Xet)	3,61,554	82	CGHP.NO	Crayon Group Holding	1,299	93	REY.IT	Reply	6,271	-2
								HEMN.SE	Hemnet Group	2,584	-44
								TMVX.DE	Teamviewer (Xet)	1,966	-32
								DSY.FR	Dassault Systemes	49,058	-26
								COTN.CH	Comet Holdings 'R'	2,204	-4
								EKBF.SE	Hexagon B	25,261	-20
								ACQB.SE	Yubico	1,254	-7
								RPI.GB	Raspberry Pi Holdings	1,261	-6
								QTGR.FI	Qt Group	1,637	-22
								BIC.FR	Bic	2,611	-34
								ALTE.FR	Alten	2,995	-4
								FNTNX.DE	Freenet (Xet)	3,764	-33
								TRST.GB	Trustpilot Group	1,294	-12
								TEMN.CH	Temenos N	5,292	-21
								WLN.FR	Worldline	1,579	-14
								ETL.FR	Eutelsat Communications	1,268	-9
								TIE1.FI	Tietoenvy	2,194	-32
								AUTH.NO	Autostore Holdings	1,847	-16
								WAFX.DE	Siltronic (Xet)	1,328	-17

Top Rated				Basing			
Stocks Ranked by best Composite rating				Stocks trading near pivot			
Symbol	Name	Mkt Val, USD (Mil)	Composite Rating	Symbol	Name	Mkt Val, USD (Mil)	Composite Rating
IOSX.DE	Ionos Grp	6,720	99	BCG.GB	Baltic Classifieds Grp	2,460	98
NORB.NO	Norbit	1,395	99	AOFX.DE	Atoss Software (Xet)	2,517	92
AG1X.DE	Auto1 Grp (Xet)	5,980	98	HUBN.CH	Huber+suhrner 'R'	2,004	89
FORT.SE	Fortnox Ab	5,778	98	SGE.GB	Sage Group	16,705	82
BCG.GB	Baltic Classifieds Grp	2,460	98	NOD.NO	Nordic Semiconductor	2,669	79
ORA.FR	Orange	39,182	97	ALSN.CH	Also Holding	4,174	45
VAIS.FI	Vaisala A	1,886	95				
AAF.GB	Airtel Africa	8,763	94				
TRB.SE	Truecaller B	2,141	94				
ALMI.SE	Beijer Alma B	1,245	94				
SETB.SE	Sectra B	6,027	93				
IDR.ES	Indra Sistemas	7,408	93				
BYT.GB	Bytes Technology Group	1,695	93				
CGHP.NO	Crayon Group Holding	1,299	93				
PROS.NL	Prosus N	1,28,292	93				



# European Weekly Summary

WILLIAM O'NEIL+CO.

## Transportation

O'Neil Focus List Constituent				Breaking Out This Week				Laggard			
O'Neil recommendations				Stocks breaking out from consolidation				Stocks below 200-DMA + 50-DMA in a downtrend			
Symbol	Name	Mkt Val, USD (Mil)	Focus List Since	Symbol	Name	Mkt Val, USD (Mil)	Composite Rating	Symbol	Name	Mkt Val, USD (Mil)	A/D, Nbr Rtg, Cur Wk
								OES.AT	Osterreichische Post	2,310	-19
								WIZZ.GB	Wizz Air Holdings	1,570	-23
								SRAIL.CH	Stadler Rail	2,442	-25

Top Rated				Basing			
Stocks Ranked by best Composite rating				Stocks trading near pivot			
Symbol	Name	Mkt Val, USD (Mil)	Composite Rating	Symbol	Name	Mkt Val, USD (Mil)	Composite Rating
IDL.FR	Id Logistics Group	3,117	92	IDL.FR	Id Logistics Group	3,117	92
PST.IT	Poste Italiane	28,171	90	DSA.DK	A P Moller Maersk A	18,872	88
DSA.DK	A P Moller Maersk A	18,872	88				
RYA.IE	Ryanair Holdings	28,574	88				
DSB.DK	A P Moller Maersk B	11,877	86				
CTT.PT	Ctt Correios De Portugal	1,122	84				
IAG.GB	Intl.Cons.Airl.Gp.(Cdi)	20,119	83				
DSV.DK	Dsv	59,452	82				
CAF.ES	Const Y Auxiliar De Ferr	1,887	80				
HLAGX.DE	Hapag Lloyd (Xet)	29,016	78				
ALD.FR	Ayvens	8,296	78				
ZIG.GB	Zigup	1,093	76				
IDS.GB	International Distribution	4,702	75				
HOAH.NO	Hoegh Autoliners	1,758	71				

# European Weekly Summary

WILLIAM O'NEIL+CO.

## Utility

O'Neil Focus List Constituent				Breaking Out This Week				Laggard			
O'Neil recommendations				Stocks breaking out from consolidation				Stocks below 200-DMA + 50-DMA in a downtrend			
Symbol	Name	Mkt Val, USD (Mil)	Focus List Since	Symbol	Name	Mkt Val, USD (Mil)	Composite Rating	Symbol	Name	Mkt Val, USD (Mil)	A/D, Nbr Rtg, Cur Wk
				RWEX.DE	Rwe (Xet)	30,584	79				
				FORT.FI	Fortum	16,596	63				

VERB.AT Verbund 13,432 81

Top Rated			
Stocks Ranked by best Composite rating			
Symbol	Name	Mkt Val, USD (Mil)	Composite Rating
TEP.GB	Telecom Plus	2,228	98
VH2X.DE	Friedrich Vorwerk Grp	1,372	98
REN.PT	Ren Redes Energeticas Nacionais	2,320	97
UU.GB	United Utilities Group	10,791	96
IG.IT	Italgas	8,165	96
BKW.CH	Bkw	11,228	94
ELI.BE	Elia Group	11,694	93
CNA.GB	Centrica	11,048	90
NG.GB	National Gas Transmission	70,746	89
ENEL.IT	Enel	93,750	89
TRN.IT	Terna Rete Elettrica Naz	20,764	88
DRX.GB	Drax Group	3,190	87
IRE.IT	Iren	4,157	87
HER.IT	Hera	7,434	86
SVT.GB	Severn Trent	11,044	86

Basing			
Stocks trading near pivot			
Symbol	Name	Mkt Val, USD (Mil)	Composite Rating
DRX.GB	Drax Group	3,190	87
VERB.AT	Verbund	13,432	81

### Disclaimer

#### U.S. FOCUS LIST & GLOBAL FOCUS LISTS DEVELOPED, EMERGING & FRONTIER MARKETS

The U.S. Focus List and Global Focus List for Developed, Emerging, and Frontier Markets seek to identify equity ideas for further research for institutional investors. Investors, before making investment decisions, should review and evaluate additional information, such as a company's SEC filings, business model, industry fundamentals, management team, and products and services.

#### EXPLANATION OF PERFORMANCE CHARTS FOR U.S. FOCUS LIST & GLOBAL FOCUS LISTS

William O'Neil + Co. Incorporated is an SEC Registered Investment Adviser. Employees of William O'Neil + Company and its affiliates may now or in the future have positions in securities mentioned in this communication. Our content should not be relied upon as the sole factor in determining whether to buy, sell, or hold a stock. For important information about reports, our business, and legal notices (including our Privacy Policy), please go to [williamoneil.com/legal](http://williamoneil.com/legal).

Performance results do not represent actual trading, and may not reflect the impact that material economic and market factors might have had on the investment decision-making process if actually managing client money. There is substantial speculative risk in most international stocks. Past performance is not necessarily an indication of future performance. Performance computations for the U.S. Focus List and Global Focus Lists reflect a time weighted rate of return. All holdings are rebalanced to equal dollar amounts daily. Dividends are not considered in computations. Commissions used in calculations are 50 basis points for stocks in the Global Focus List Emerging Markets and 20 basis points for stocks in the Global Focus List Developed Markets. Percent gains and losses are calculated for all issues that remain on the "Buy Recommendations" at the end of the week. For issues that were added to the "Buy Recommendations" intra-week, the basis used to calculate the percent change is the price noted when the issue appeared as a "Buy Recommendation" in both the U.S. Focus List or Global Focus List Confidential Alerts. For issues that were "Removed" intra-week, the selling price used to calculate the percent change is the price noted when the issue appeared as "Removed" in the U.S. Focus List or the Global Focus List Confidential Alerts. The iShares MSCI EAFE Index Fund seeks to provide investment results that correspond generally to the price and yield performance, before fees and expenses, of publicly traded securities in the European, Australasian and Far Eastern markets, as measured by the MSCI EAFE Index.

The iShares MSCI Emerging Markets Index Fund seeks to provide investment results that correspond generally to the price and yield performance, before fees and expenses, of publicly traded securities in emerging markets, as represented by the MSCI Emerging Markets Index.

The benchmark is the S&P 500 Index, which is a market-capitalization weighted index containing the 500 most widely held companies (400 industrial, 20 transportation, 40 utility and 40 financial companies) chosen with respect to market size, liquidity, and industry. The volatility of the S&P 500 Index may be materially different from that of the strategy depicted, and the holdings in the strategy may differ significantly from the securities that comprise the S&P 500 Index. The S&P 500 Index is calculated on a total return basis with dividends reinvested and is not assessed a management fee.

All charts in this presentation are intended to be used as a tool to assist investors in identifying equity ideas worthy of further review. Charts provide certain current and historical information, but are not a substitute for a comprehensive analysis of individual stocks, and should not be relied on as the sole factor in determining whether to buy, sell or hold. Nothing in this communication should be construed as an offer to buy or sell any security.

### Disclosures

William O'Neil + Co. Incorporated is an SEC Registered Investment Adviser. Employees of William O'Neil + Co. and its affiliates may now or in the future have positions in securities mentioned in this communication. Our content and stock charts, which provide certain current and historical information, should not be relied upon as the sole factor in determining whether to buy, sell, or hold a stock. The charts provide certain current and historical information, but are not a substitute for a comprehensive analysis of the individual stocks. For important information about reports, our business, and legal notices (including our Privacy Policy), please go to [williamoneil.com/legal](https://williamoneil.com/legal)

© 2025, William O'Neil + Company, Inc. All Rights Reserved.

No part of this material may be copied or duplicated in any form by any means or redistributed without the prior written consent of William O'Neil + Co.