

European Weekly Summary

June 10, 2025

- The Stoxx 600 gained ~0.8% last week, bouncing off its short-term moving averages. The index remains in a **Confirmed Uptrend** with three distribution days. Key resistance to watch is its all-time high, which is 2% above Friday's close. A majority of European markets are in a Confirmed Uptrend, with the average number of distribution days still at three. **France's CAC 40** remains **Under Pressure**, although its distribution count has declined to seven. Germany's DAX 40, trading just 0.7% off its highs, continues to be one of the region's leading indices. Denmark was the best-performing country, though still trading 36% below its highs; the index is in a Confirmed Uptrend with four distribution days.
- Sector performance was mostly positive last week, with Utilities (-0.2%) and Consumer Cyclical (-1.1%) the only decliners. Health Care, Transportation, Technology, and Energy gained between 2.0% and 2.5%, while the remaining sectors were up 0.5% to 1.5%.
- From our rotation chart, **Health Care continues to regain short-term momentum**, bouncing from oversold levels. Top-rated names such as **Ypsomed (YPSN.CH)**, **Clariane (KORI.FR)**, and **Swedish Orphan (SOBI.SE)** are currently building the right side of a base, showing improving technical characteristics.
- Leaderships continue to emerge from: Capital Equipment: actionable this week include **Sulzer (SUN.CH)** and **Safran (FL constituent, SGM.FR)**; Financials: actionable ideas include **Adyen (ADYE.NL, FL constituent)**, **Intesa (ISP.IT)**, and **Standard Chartered (STAN.GB)**.
- **European Focus List Update:**
 - Actionable names include **Adyen (ADYE.NL)**, **Alk-Abello B (ALK.DK)**, **Bawag Group (BWGP.AT)**, **Nemetschek (NEMX.DE)**, **Premier Foods (PFD.GB)**, **Sap (Xet) (SAPX.DE)**, **Safran (SGM.FR)**, and **Wise A (WISE.GB)**.
 - Addition: **Nemetschek (XET) (NEMX.DE)** and **Wise A (WISE.GB)**
 - Removal: None.

Prepared by:

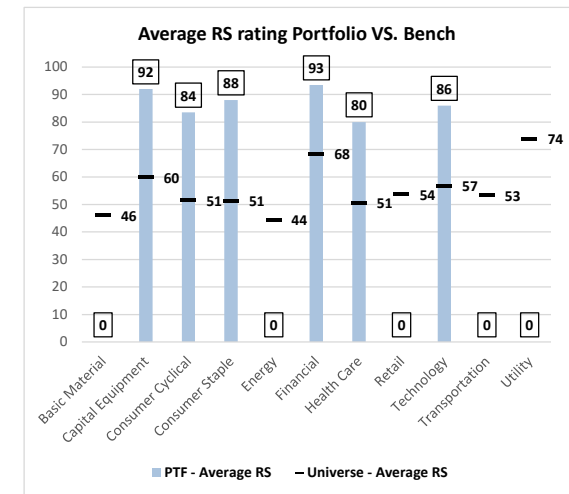
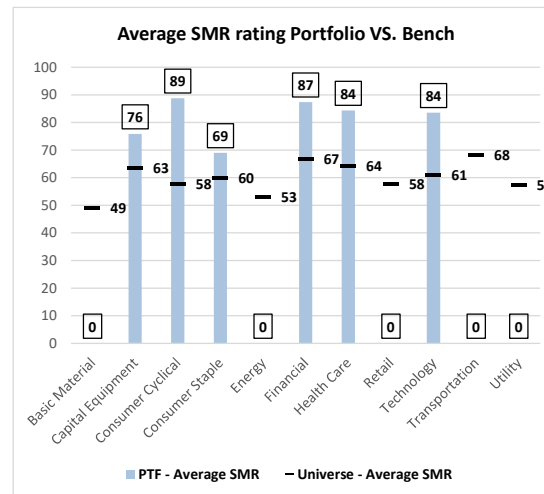
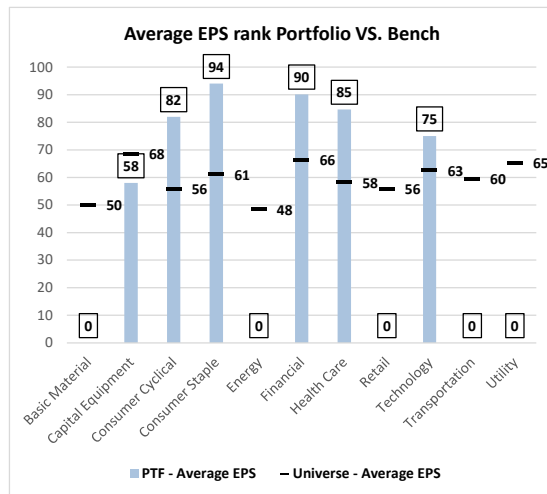
Tristan d'Aboville – Executive Director – Research Analyst, tristan.daboville@williamoneil.com | Direct: +44 20 3178 7125 | Mobile: +44 77 0344 5260
Suman Patra –Equity Research Analyst, William O'Neil India suman.patra@williamoneilindia.com

European Focus List Update

Addition: *Nemetschek (XET) (NEMX.DE)* and *Wise A (WISE.GB)*.

Removal: none

William O'Neil Focus List EPS, SMR and RS Ratings vs. Benchmark



Source: William O'Neil + Co.

Sector Heat Map: Average Perf. – Market Cap Average Weighted

(Market Cap > \$1B & ADV > \$1M)

Sectors	5 Days	4 Weeks	8 Weeks	13 Weeks	26 Weeks	YTD
Health Care	2.5%	4.9%	12.5%	-7.5%	-2.0%	0.9%
Transportation	2.1%	7.8%	22.5%	3.9%	8.9%	10.7%
Technology	1.9%	5.1%	17.6%	3.9%	9.6%	12.3%
Energy	1.9%	2.5%	10.5%	-2.0%	-0.6%	-0.1%
Financial	1.3%	3.0%	16.6%	5.1%	21.1%	22.2%
Capital Equipment	1.0%	5.1%	19.5%	6.7%	23.6%	27.7%
Retail	0.8%	2.7%	9.2%	0.3%	-2.0%	3.0%
Basic Material	0.7%	2.7%	11.1%	-3.4%	2.8%	6.4%
Consumer Staple	0.4%	1.0%	7.0%	1.8%	10.3%	11.5%
Utility	-0.2%	2.7%	9.1%	14.5%	15.6%	18.6%
Consumer Cyclical	-1.1%	-1.0%	6.6%	-8.4%	-1.8%	-2.0%

Source: William O'Neil + Co.

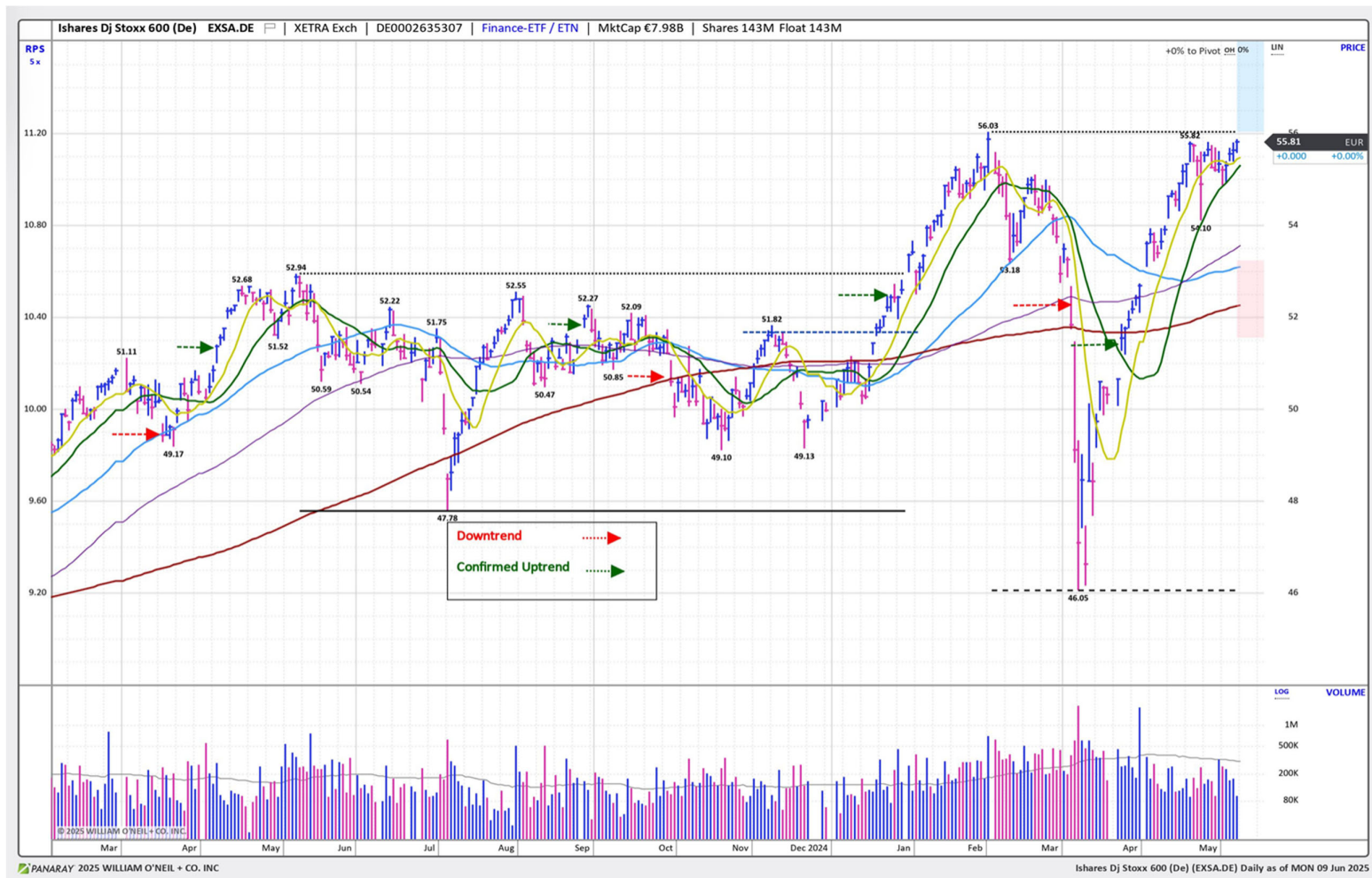
Market Condition

O'Neil Methodology

Country	Tickers	Market Condition	D- Day Count
France	0FRCAC40	Under Pressure	7
Germany	0DAXINDX	Confirmed Uptrend	4
UK	CUKX.GB	Rally Attempt	N/A
Stoxx600	EXSA.DE	Confirmed Uptrend	3
Denmark	0DKKFXIN	Confirmed Uptrend	4
Ireland	0ISEQUIT	Confirmed Uptrend	4
Finland	0HEX25IN	Confirmed Uptrend	2
Norway	0OSLOOBX	Rally Attempt	N/A
Sweden	0SWEDOMX	Under Pressure	0
Switzerland	0SWISSMI	Rally Attempt	N/A
Austria	0ATXINDX	Confirmed Uptrend	3
Italy	EWI	Confirmed Uptrend	1
Portugal	0POPSI20	Confirmed Uptrend	3
Spain	0IBEX35I	Confirmed Uptrend	3
Belgium	0BGBEL20	Confirmed Uptrend	7
Netherlands	0AMSTEOE	Confirmed Uptrend	2
		AVERAGE D-DAY	3

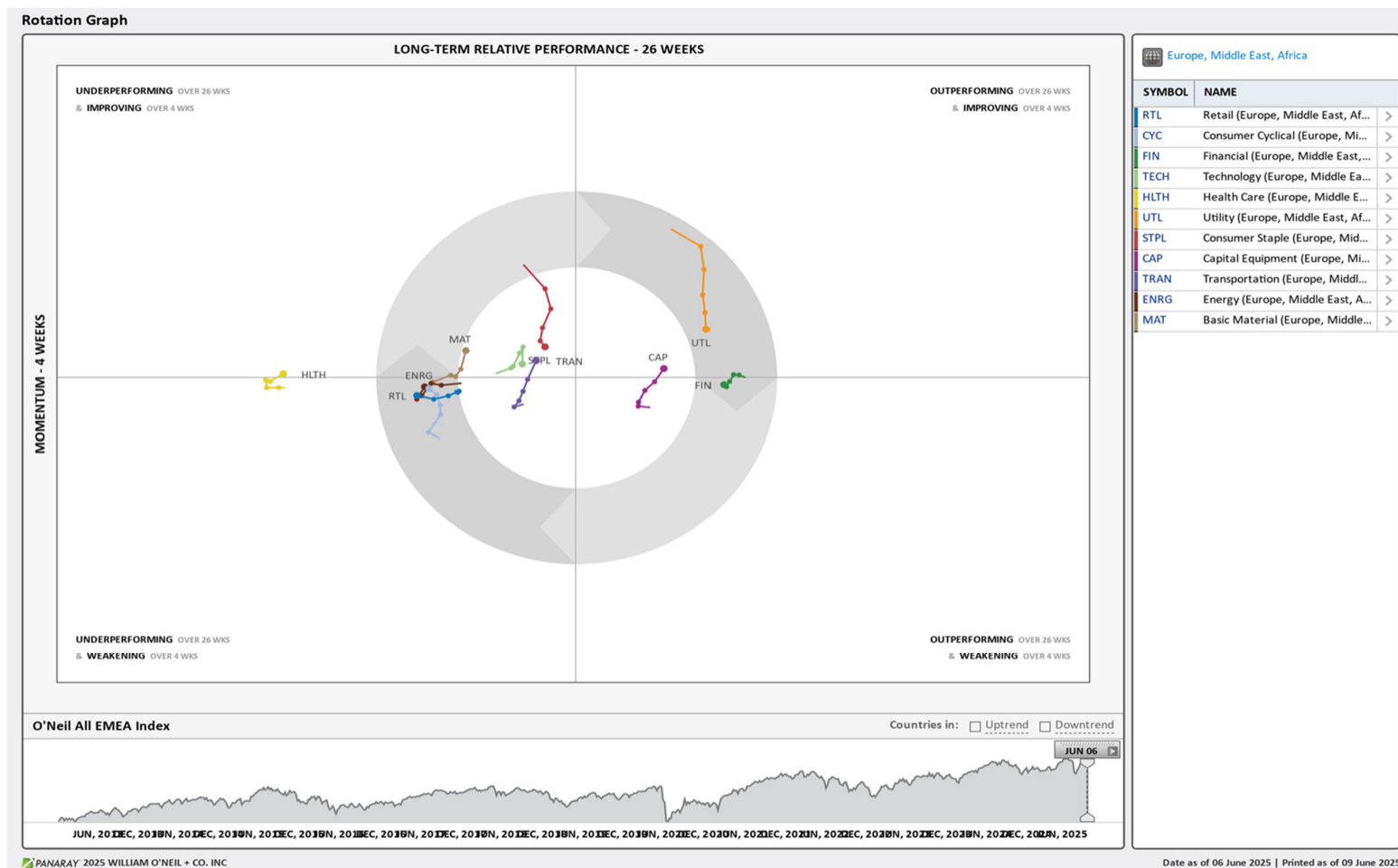
Source: William O'Neil + Co.

iShares DJ Stoxx 600 (EXSA.DE) – Daily Datagraph®



Source: William O'Neil + Co.

EMEA Rotation Chart



Source: William O'Neil + Co.

How To Read The Sector Card

European Focus List

O'Neil Recommendations

The **European Focus List (EFL)** is a proprietary list of long ideas that fit the fundamental and technical criteria of the O'Neil Methodology.

Top Rated

Stocks displaying the best Composite rating

The **Composite Rating** combines the EPS Rank, Relative Strength Rating, Industry Group Rank, SMR Rating, Accumulation/Distribution Rating, and the stock's percent off its 52-week high. More weight is placed on EPS Rank and Relative Strength Ratings. The resulting rating of technical and fundamental factors is compared against all other stocks in the trading country and assigned a rating from 1 to 99, with 99 being the best. A rating of 90 means the stock has outperformed 90% of all other stocks.

Outperforming

Stocks breaking out from consolidation

We recommend buying stocks at the **breakout level**. A breakout is a price movement of the security through an identified level of resistance (pivot point) after forming a consolidation base. Our proprietary chart patterns are based on over 50 years of our

Early Basing

Stocks trading near pivot

Stock near pivot point (last line of resistance) with improving technical characteristics and above average fundamental profile based on O'Neil proprietary ratings and rankings.

Laggards

Stocks below 200-DMA + 50-DMA in a downtrend

Laggards are stocks showing technical weakness. We believe these stocks are laggards relative to their own domestic markets and, if owned, need to be reviewed carefully as they may be vulnerable to further downside risk and underperformance.

European Weekly Summary

WILLIAM O'NEIL+CO.

Basic Material

O'Neil Focus List Constituent			
O'Neil recommendations			
Symbol	Name	Mkt Val, USD (Mil)	Focus List Since

European Weekly Summary

WILLIAM O'NEIL+CO.

Capital Equipment

O'Neil Focus List Constituent				Breaking Out This Week				Laggard			
O'Neil recommendations				Stocks breaking out from consolidation				Stocks below 200-DMA + 50-DMA in a downtrend			
Symbol	Name	Mkt Val, USD (Mil)	Focus List Since	Symbol	Name	Mkt Val, USD (Mil)	Composite Rating	Symbol	Name	Mkt Val, USD (Mil)	A/D, Nmbr Rtg, Cur Wk
SPIE.FR	Spie	8,553	99	WVG.GB	International Workplace	2,863	95	MYCR.SE	Mycronic	3,907	-19
BEAN.CH	Belimo N	11,977	97	SUN.CH	Sulzer 'R'	6,647	91	SWEB.SE	Sweco B	5,694	-12
REL.GB	Relx	98,963	92	KARG.SE	Karnov Group	1,115	88	SKTF.SE	Beijer Ref B	7,448	-37
RR.GB	Rolls-Royce Holdings	1,01,337	85	QQ.GB	Qinetiq Group	4,063	71	QT@F.FR	Schneider Electric	1,49,319	-9
ENRX.DE	Siemens Energy (Xet)	80,769	80	SGM.FR	Safran	1,28,258	69	ALF.SE	Alfa Laval	17,755	-43
SGM.FR	Safran	1,28,258	69	SKFB.SE	Skf B	9,466	68	BILL.SE	Billerud Aktiebolag	2,673	-29
				KGXX.DE	Kion Group (Xet)	6,611	46	TT@G.SE	Trelleborg B	7,417	-20
								ACBF.SE	Atlas Copco B	22,390	-24
								PLUX.FR	Pluxee	3,371	-27
								INDT.SE	Indutrade	10,041	-32
								AFB.SE	Afry B	1,887	-12
								GF.CH	Georg Fischer	6,484	-5
								NHY.NO	Norsk Hydro	10,789	-18
								MRO.GB	Melrose Industries	8,057	-14
								VACN.CH	Vat Group	11,893	-2
								VOLV.SE	Volvo A	12,198	-23
								VOBF.SE	Volvo B	43,333	-34
								8TRAX.DE	Traton Se (Xet)	16,636	-13
								LTBF.SE	Latour Investment B	15,757	-26
								OERL.CH	Oc Oerlikon Corporation	1,545	-18
								HUIF.FI	Huhtamaki	3,937	-30
								SFSN.CH	Sfs Group	5,587	-5
								RSW.GB	Renishaw	2,590	-18
								FOUR.GB	4imprint Group	1,315	-10
								ALOT.FR	Alstom	9,948	-3
								RXL.FR	Rexel	8,474	-10
								SIGN.CH	Sig Group N	7,705	-3
								AHT.GB	Ashtead Group	24,855	-3
								EDEN.FR	Edenred	7,334	-26
								JENX.DE	Jenoptik (Xet)	1,272	-18
								SPX.GB	Spirax Grou	5,739	-34
								WPP.GB	Wpp	8,155	-43
								MF@F.FR	Wendel	4,354	-36
								BNZL.GB	Bunzl	10,080	-25

Top Rated				Basing			
Stocks Ranked by best Composite rating				Stocks trading near pivot			
Symbol	Name	Mkt Val, USD (Mil)	Composite Rating	Symbol	Name	Mkt Val, USD (Mil)	Composite Rating
SPIE.FR	Spie	8,553	99	PRY.IT	Prysmian	19,782	90
BRKN.CH	Burkhalter N	1,655	99	ACLN.CH	Accelleron N	5,712	83
RHMX.DE	Rheinmetall (Xet)	93,027	99	KARN.CH	Kardex Holding Ag	2,437	79
EXOP.FR	Exosens	2,598	99	NSTF.SE	Ncc B	1,833	78
R3NKX.DE	Renk Group	8,956	99	DUEX.DE	Duerr (Xet)	1,841	67
SAAB.SE	Saab B	28,307	99	CGCB.FI	Hiab Corporation B	3,254	62
HEIJ.NL	Kon.Heijmans Du. Certs.	1,720	99	ROR.GB	Rotork	3,659	60
GREN.ES	Grenergy Renovables	2,390	99	KALC.FI	Kalmar Corporation B	2,043	50
KOG.NO	Kongsberg Gruppen	31,838	99				
MT.IT	Marie	4,344	99				
AM@F.FR	Dassault Aviation	28,157	98				
CHG.GB	Chemring Group	2,144	98				
ISS.DK	Iss	4,679	98				
BA.GB	Bae Systems	78,795	98				
HOTX.DE	Hochtief (Xet)	14,575	98				

European Weekly Summary

WILLIAM O'NEIL+CO.

Consumer Cyclical

O'Neil Focus List Constituent				Breaking Out This Week				Laggard			
O'Neil recommendations				Stocks breaking out from consolidation				Stocks below 200-DMA + 50-DMA in a downtrend			
Symbol	Name	Mkt Val, USD (Mil)	Focus List Since	Symbol	Name	Mkt Val, USD (Mil)	Composite Rating	Symbol	Name	Mkt Val, USD (Mil)	A/D, Nmbr Rtg, Cur Wk
LOTG.IT	Lottomatica Group	6,692	98	JFN.CH	Jungfraubahn 'R'	1,470	95	RMS.FR	Hermes Intl.	2,79,079	-13
GAW.GB	Games Workshop	7,195	97	FHZN.CH	Flughafen Zurich	8,699	94	PSO.NB	Pearson	9,718	-8
TGYM.IT	Technogym	2,819	91	DOCS.GB	Dr. Martens	1,070	68	EVOG.SE	Evolution	13,818	-20
RMS.FR	Hermes Intl.	2,79,079	73	SCHB.NO	Vend Serb	4,489	50	MCL.FR	Michelin	26,289	-10
				SCH.NO	Vend Sera	3,562	48	ADXS.DE	Adidas (Xet)	43,359	-1
								SDX.FR	Sodexo	9,569	-3
								TRN.GB	Trainline Plc.	1,616	-15
								NIBE.SE	Nibe Industrier	7,302	-40
								MMT.FR	M6-Metropole Tv	1,769	-25
								MONC.IT	Moncler	16,909	-27
								BTG4.DE	Bertelsmann Gsh.15.00%	87,947	-11
								SE@G.SE	Electrolux B	1,685	-31
								SEB.FR	Seb	5,218	-19
								FR.FR	Valeo	2,394	-32
								CDI.FR	Christian Dior	90,089	-42
								LVMH.FR	Lvmh	2,68,564	-39
								SHA0X.DE	Schaeffler (Xet)	4,496	-2
								MS.IT	Mfe B	1,126	-28
								RENU.FR	Renault	14,490	-38
								VOW3X.DE	Volkswagen Pref. (Xet)	21,532	-18
								BRE.IT	Freni Brembo	2,955	-31
								MBGX.DE	Mercedes-Benz Group (Xet)	56,341	-27
								VOCB.SE	Volvo Car B	5,343	-18
								VTY.GB	Vistry Group	2,602	-33
								VOWX.DE	Volkswagen (Xet)	31,338	-19
								BERT.FR	Forvia	1,727	-3
								HUSB.SE	Husqvarna B	2,371	-16
								PAH3X.DE	Porsche Aml.Hldg. (Xet) Pref.	5,943	-42
								GSN.DK	Gn Store Nord	2,189	-1
								PUMX.DE	Puma (Xet)	3,695	-20
								DOMT.SE	Dometic Group	1,214	-12
								P911X.DE	Dr Ing Hc F Porsche Ag (Xet)	21,415	-36
								STL.IT	Stellantis	28,621	-12
								UBI.FR	Ubisoft Entertainment Cat A	1,490	-13

Top Rated				Basing			
Stocks Ranked by best Composite rating				Stocks trading near pivot			
Symbol	Name	Mkt Val, USD (Mil)	Composite Rating	Symbol	Name	Mkt Val, USD (Mil)	Composite Rating
LOTG.IT	Lottomatica Group	6,692	98	MEGP.GB	Me Group Intl.	1,076	88
LIFC.SE	Lifco B	17,824	98	AUTN.CH	Autoneum Holding	1,024	85
GAW.GB	Games Workshop	7,195	97	TRIFR	Trigano	2,985	76
EVDX.DE	Cts Eventim (Xet)	11,727	96	BFIT.NL	Basic-Fit	1,757	71
JFN.CH	Jungfraubahn 'R'	1,470	95	MELES	Melia Hotels Intl.	1,744	44
SRC.GB	Sigmaroc	1,632	95	TEGX.DE	Tag Immobilien (Xet)	2,983	41
BETS.SE	Betsson B	2,427	95				
FHZN.CH	Flughafen Zurich	8,699	94				
FGP.GB	First Group	1,542	93				
JET2.GB	Jet2	5,449	92				
TGYM.IT	Technogym	2,819	91				
HARV.FI	Harvia	1,057	91				
NEWB.SE	New Wave Group B	1,178	90				
FAN.GB	Volution Group	1,620	88				
MEGP.GB	Me Group Intl.	1,076	88				

European Weekly Summary

WILLIAM **O'NEIL**+CO.

Consumer Staple

O'Neil Focus List Constituent				Breaking Out This Week				Laggard			
O'Neil recommendations				Stocks breaking out from consolidation				Stocks below 200-DMA + 50-DMA in a downtrend			
Symbol	Name	Mkt Val, USD (Mil)	Focus List Since	Symbol	Name	Mkt Val, USD (Mil)	Composite Rating	Symbol	Name	Mkt Val, USD (Mil)	A/D, Nbr Rtg, Cur Wk
PFD.GB	Premier Foods	2,433	85	BATS.GB	British American Tobacco	1,04,626	93	BEIX.DE	Beiersdorf (Xet)	33,485	-20
								ESSI.SE	Essity B	18,034	-14
								PUBB.ES	Puig Brands B	3,410	-3
								LSG.NO	Leroy Seafood Group	2,707	-8
								DGE.GB	Diageo	58,191	-23
								BARN.CH	Barry Callebaut	5,679	-7
								STG.DK	Scandinavian Tobacco	1,061	-29
								RCD.FR	Pernod-Ricard	25,296	-34
								CPR.IT	Davide Campari Milano	7,961	-3

Top Rated			
Stocks Ranked by best Composite rating			
Symbol	Name	Mkt Val, USD (Mil)	Composite Rating
GALD.CH	Galderma Group N	33,559	99
GNC.GB	Greencore Group	1,359	99
CCH.GB	Coca-Cola Hbc (Cdi)	19,159	97
CLAB.SE	Cloetta B	1,010	96
BATS.GB	British American Tobacco	1,04,626	93
BAG.GB	Barr (Ag)	1,044	91
LISN.CH	Chocoladefabriken Lindt & Spruen	21,039	91
JDPS.NL	Jde Peet S	13,473	89
LISP.CH	Choc.Lindt & Spruengli Par	16,178	89
ARYN.CH	Aryzta	2,629	88
BSN.FR	Danone	57,506	88
BAKK.GB	Bakkavor Group Plc	1,677	86
PFD.GB	Premier Foods	2,433	85
CWK.GB	Cranswick	3,919	84
IMB.GB	Imperial Brands	31,795	81

Basing			
Stocks trading near pivot			
Symbol	Name	Mkt Val, USD (Mil)	Composite Rating
GALD.CH	Galderma Group N	33,559	99

European Weekly Summary

WILLIAM O'NEIL+CO.

Energy

O'Neil Focus List Constituent				Breaking Out This Week				Laggard			
O'Neil recommendations				Stocks breaking out from consolidation				Stocks below 200-DMA + 50-DMA in a downtrend			
Symbol	Name	Mkt Val, USD (Mil)	Focus List Since	Symbol	Name	Mkt Val, USD (Mil)	Composite Rating	Symbol	Name	Mkt Val, USD (Mil)	A/D, Nmbr Rtg, Cur Wk
				SBMO.NL	Sbm Offshore	4,268	64	EQNR.NO	Equinor	68,035	-24
								MAU.FR	Maurel Et Prom	1,037	-7
								VARE.NO	Var Energi	7,540	-2
								TGS.NO	Tgs	1,615	-7
								VL.R.FR	Vallourec	4,147	-23
								SHEL.GB	Shell (Lon)	2,01,399	-38
								ENI.IT	Eni	47,868	-1
								DEN.DK	Oersted	17,168	-28
								HBR.GB	Harbour Energy	3,682	-2
								BP.GB	Bp	77,857	-12

Top Rated			
Stocks Ranked by best Composite rating			
Symbol	Name	Mkt Val, USD (Mil)	Composite Rating
GTT.FR	Gtt	7,148	97
ODDR.NO	Odfjell Drilling	1,548	92
RUI.FR	Rubis	3,411	83
SUBC.NO	Subsea 7	5,341	83
AKEP.NO	Aker Bp	15,353	75
SRG.IT	Snam	20,036	74
ITH.GB	Ithaca Energy	3,271	73
SPM.IT	Saipem	5,275	72

Basing			
Stocks trading near pivot			
Symbol	Name	Mkt Val, USD (Mil)	Composite Rating
ODDR.NO	Odfjell Drilling	1,548	92
ITH.GB	Ithaca Energy	3,271	73
SPM.IT	Saipem	5,275	72
IPCO.SE	International Petroleum	1,668	60
VPK.NL	Koninklijke Vopak	5,483	24

European Weekly Summary

WILLIAM O'NEIL+CO.

Financial

O'Neil Focus List Constituent				Breaking Out This Week				Laggard			
O'Neil recommendations				Stocks breaking out from consolidation				Stocks below 200-DMA + 50-DMA in a downtrend			
Symbol	Name	Mkt Val, USD (Mil)	Focus List Since	Symbol	Name	Mkt Val, USD (Mil)	Composite Rating	Symbol	Name	Mkt Val, USD (Mil)	A/D, Nbr Rtg, Cur Wk
ADYE.NL	Adyen	61,897	99	ADYE.NL	Adyen	61,897	99	WIHS.SE	Wihlborgs Fastigheter	3,058	-6
WISE.GB	WISE A	15,822	98	ISP.IT	Intesa Sanpaolo	1,01,840	88	BAER.CH	Julius Baer Gruppe	13,229	-20
BWGP.AT	Bawag Group	9,789	98	STAN.GB	Standard Chartered	37,621	86	PGHN.CH	Partners Group Holding	35,097	-11
SQN.CH	Swissquote 'R'	9,030	98					EXOO.NL	Exor Nv Ord	21,340	-4
G24X.DE	Scout24 (Xet)	10,213	97					SGRO.GB	Segro	12,396	-17
III.GB	3i Group	56,163	94					AZE.BE	Azelis Group	3,852	-24
TLXX.DE	Talanx Aktgsf. (Xet)	33,779	94					LNBF.SE	Lundbergforetagen B	7,735	-9
								HBMN.CH	Hbm Healthcare Invs.	1,499	-3
								MERY.FR	Mercialys Reit	1,136	-38
								IHP.GB	IntegraFin Holdings Plc	1,452	-23
								EMG.GB	Man Group	2,806	-21
								ERA.FR	Eramet	1,606	-24
								ISBF.SE	Investor B	53,659	-38
								WKP.GB	Workspace Group	1,046	-4
								CCPW.NL	Cvc Capital Partners	19,852	-20
								HPVE.GB	Harbourvest Global	2,407	-23
								MONT.BE	Montea	1,682	-17
								BURE.SE	Bure Equity	2,245	-40
								ERF.FR	Eurazeo	5,080	-30
								CSLP.CH	Credit Suisse Real Estate Fund Li	3,782	-11
Top Rated				Basing							
Stocks Ranked by best Composite rating				Stocks trading near pivot							
Symbol	Name	Mkt Val, USD (Mil)	Composite Rating	Symbol	Name	Mkt Val, USD (Mil)	Composite Rating				
ADYE.NL	Adyen	61,897	99	CBIE.SE	Cibus Nordic Real Estate	1,398	89				
ALPH.GB	Alpha Group Plc	1,783	99	STJ.GB	St.James's Place	8,207	89				
INFB.SE	Intea Fastigheter B	1,654	99	AGN.NL	Aegon	11,921	84				
PROT.NO	Protector Forsikring	3,328	99	AT1X.DE	Aroundtown (Xet)	5,114	82				
COFN.BE	Cofinimmo	3,366	99	BNKR.GB	Bankers Inv.Trust	1,676	80				
WISE.GB	WISE A	15,822	98	RTBF.SE	Ratos B	1,007	78				
BWGP.AT	Bawag Group	9,789	98	SYD.DK	Sydbank	3,519	78				
SQN.CH	Swissquote 'R'	9,030	98	ABDN.GB	Aberdeen Group plc	4,570	77				
BP.IT	Banco Bpm	17,835	98	N91.GB	Ninety One	1,465	76				
SRBANO	Sparebank 1 Sr- Norge	6,719	98	ICG.GB	Intermediate Capital Gp.	7,919	74				
G24X.DE	Scout24 (Xet)	10,213	97	QLT.GB	Quilter	3,028	67				
IGG.GB	Ig Group Holdings	5,072	97	VONN.CH	Vontobel Holding	4,382	64				
SGE.FR	Societe Generale	44,995	97	GYCX.DE	Grand City Props. (Xet)	2,277	60				
TBCG.GB	Tbc Bank Group	3,430	97	BBOX.GB	Tritax Big Box Reit	4,903	55				
TCAP.GB	Tp Icap	2,750	97	AEDIBE	Aedifica	3,608	49				

European Weekly Summary

WILLIAM O'NEIL+CO.

Health Care

O'Neil Focus List Constituent				Breaking Out This Week				Laggard			
O'Neil recommendations				Stocks breaking out from consolidation				Stocks below 200-DMA + 50-DMA in a downtrend			
Symbol	Name	Mkt Val, USD (Mil)	Focus List Since	Symbol	Name	Mkt Val, USD (Mil)	Composite Rating	Symbol	Name	Mkt Val, USD (Mil)	A/D, Nbr Rtg, Cur Wk
ALK.DK	Alk-Abello B	5,744	99					BIGB.SE	Biogaia B	1,055	-13
MEDI.SE	Medicover B	1,846	95					BPHG.SE	Bonesupport Holding	1,833	-17
MOVE.CH	Medacta Group	3,286	89					NON.DK	Novo Nordisk 'B'	2,53,980	-8
								GIND.SE	Gefinge B	4,998	-35
								SQ@F.FR	Sanofi	1,23,685	-17
								SHLX.DE	Siemens Healthineers (Xet)	59,960	-18
								DIA.IT	Diasorin	5,873	-14
								AMB.DK	Ambu B	3,577	-4
								XVIV.SE	Xvivo Perfusion	1,039	-8
								SOON.CH	Sonova N	18,608	-5
								SRT3X.DE	Sartorius Pref. (Xet)	8,767	-2
								MRKX.DE	Merck Kgaa (Xet)	16,965	-37
								ELKB.SE	Elektro B	1,909	-17
								COL.DK	Coloplast B	20,220	-44
								TECN.CH	Tecan 'R'	2,557	-1
								GXIX.DE	Gerresheimer (Xet)	1,881	-25
								PHIL.NL	Philips Eltn.Koninklijke	22,106	-33

Top Rated				Basing			
Stocks Ranked by best Composite rating				Stocks trading near pivot			
Symbol	Name	Mkt Val, USD (Mil)	Composite Rating	Symbol	Name	Mkt Val, USD (Mil)	Composite Rating
ALK.DK	Alk-Abello B	5,744	99	YPSN.CH	Ypsomed Holding R	6,886	92
TOBD.SE	Dynavox Group	1,226	99	KORI.FR	Clariane	1,622	86
UPR.IE	Uniphar	1,080	99	SOBI.SE	Swedish Orphan Biovitrum	11,339	81
CTEC.GB	Convatec Group	8,191	99	PROB.ES	Grifols Ord Cl A	5,001	71
CVSG.GB	Cvs Group	1,254	98	NOVN.CH	Novartis 'R'	2,49,603	69
DESN.CH	Dottikon Es Holding	4,677	98	GRFP.ES	Grifols Class 'B' Pref.	2,286	64
ASHG.SE	Asker Healthcare Group	4,234	98	REC.IT	Recordati Indua.Chimica	13,094	62
ORNB.FI	Orion B	7,759	96	GEN.DK	Genmab	14,161	60
MEDI.SE	Medicover B	1,846	95	SDZ.CH	Sandoz Group	23,574	56
ADD.SE	Addlife B	2,344	95	BAYNX.DE	Bayer (Xet)	29,593	35
CHMDK	Chemometec	1,391	94	OBO.BE	Tubize Financiere	6,604	26
YPSN.CH	Ypsomed Holding R	6,886	92				
CAMX.SE	Camurus	3,898	91				
EUF.FR	Eurofins Scien.	12,114	91				
MOVE.CH	Medacta Group	3,286	89				

European Weekly Summary

WILLIAM O'NEIL+CO.

Retail

O'Neil Focus List Constituent				Breaking Out This Week				Laggard			
O'Neil recommendations				Stocks breaking out from consolidation				Stocks below 200-DMA + 50-DMA in a downtrend			
Symbol	Name	Mkt Val, USD (Mil)	Focus List Since	Symbol	Name	Mkt Val, USD (Mil)	Composite Rating	Symbol	Name	Mkt Val, USD (Mil)	A/D, Nmbr Rtg, Cur Wk
								DOM.GB	Domino's Pizza Group	1,381	-17
								BILI.SE	Billia A	1,252	-5
								RDCX.DE	Redcare Pharmacy	2,323	-18
								OCDO.GB	Ocado Group	2,901	-27
								UHR.CH	The Swatch Group	4,851	-15
								KER.FR	Kering	24,386	-19
								UHRN.CH	The Swatch Group	4,013	-11

Top Rated			
Stocks Ranked by best Composite rating			
Symbol	Name	Mkt Val, USD (Mil)	Composite Rating
CLAS.SE	Clas Ohlson B	1,761	98
PUUI.FI	Puulo	1,263	96
NXT.GB	Next	21,457	93
FIEX.DE	Fielmann (Xet)	5,303	93
DNLM.GB	Dunelm Group	3,247	89
CURY.GB	Currys	1,871	89
DIA.ES	Disb.Intnac.De Amen.	1,839	85
AXFO.SE	Axfood	6,187	81
EI.FR	Essilorluxottica	1,29,443	80
SBRY.GB	Sainsbury (J)	8,741	80
SON.PT	Sonae Sgps	2,785	79
FRAS.GB	Fraser's Group	4,438	79
CPG.GB	Compass Group	59,612	78
KESK.FI	Kesko B	6,486	77
PND.DK	Pandora	14,315	77

Basing			
Stocks trading near pivot			
Symbol	Name	Mkt Val, USD (Mil)	Composite Rating
FERG.GB	Ferguson Enterprises	42,310	72

European Weekly Summary

WILLIAM O'NEIL+CO.

Technology

O'Neil Focus List Constituent			
O'Neil recommendations			
Symbol	Name	Mkt Val, USD (Mil)	Focus List Since
SAPX.DE	Sap (Xet)	3,81,248	90
NEMX.DE	Nemetschek (Xet)	16,899	88

Breaking Out This Week			
Stocks breaking out from consolidation			
Symbol	Name	Mkt Val, USD (Mil)	Composite Rating
BAR.BE	Barco New	1,429	86
COKX.DE	Cancom (Xet)	1,079	57
STM.IT	Stmicroelectronics (Mil)	26,011	14

Laggard			
Stocks below 200-DMA + 50-DMA in a downtrend			
Symbol	Name	Mkt Val, USD (Mil)	A/D, Nmbr Rtg, Cur Wk
VITB.SE	Vitec Software Group B	1,777	-34
GAMA.GB	Gamma Communications	1,491	-5
TMVX.DE	Teamviewer (Xet)	2,044	-33
HEMN.SE	Hemnet Group	2,593	-55
ASML.NL	Asml Holding	2,99,592	-15
DSY.FR	Dassault Systemes	49,396	-17
EKBF.SE	Hexagon B	26,209	-11
FNTNX.DE	Freenet (Xet)	3,867	-21
TEMN.CH	Temenos N	5,492	-5
QTGR.FI	Qt Group	1,638	-16
BIC.FR	Bic	2,613	-29
ALTE.FR	Alten	2,958	-2
TRST.GB	Trustpilot Group	1,317	-1
SXS.GB	Spectris	2,736	-6
WLN.FR	Worldline	1,642	-9
ETL.FR	Eutelsat Communications	1,348	-12
TIE1.FI	Tietoevry	2,160	-39
AUTH.NO	Autostore Holdings	1,819	-25
WAFX.DE	Siltronic (Xet)	1,263	-25

Top Rated			
Stocks Ranked by best Composite rating			
Symbol	Name	Mkt Val, USD (Mil)	Composite Rating
SETB.SE	Sectra B	6,696	99
IOSX.DE	Ionos Grp	6,644	99
NORB.NO	Norbit	1,265	99
CHRT.GB	Cohort	1,003	99
AG1X.DE	Auto1 Grp (Xet)	6,278	98
BCG.GB	Baltic Classifieds Grp	2,388	98
FORT.SE	Fortnox Ab	5,477	97
ORA.FR	Orange	38,419	95
VAIS.FI	Vaisala A	1,898	95
TRB.SE	Truecaller B	2,154	95
ALMI.SE	Beijer Alma B	1,268	94
BYIT.GB	Bytes Technology Group	1,739	93
AOFX.DE	Atoss Software (Xet)	2,476	93
AAF.GB	Airtel Africa	8,810	92
PROS.NL	Prosus N	1,27,988	92

Basing			
Stocks trading near pivot			
Symbol	Name	Mkt Val, USD (Mil)	Composite Rating
BCG.GB	Baltic Classifieds Grp	2,388	98
VAIS.FI	Vaisala A	1,898	95
AOFX.DE	Atoss Software (Xet)	2,476	93
HUBN.CH	Huber+suhrner 'R'	1,971	87
NOD.NO	Nordic Semiconductor	2,573	77
REY.IT	Reply	6,356	75
AWE.GB	Alphawave IP Group	1,541	74
CLX.SE	Sinch	2,283	61

European Weekly Summary

WILLIAM **O'NEIL**+CO.

Transportation

O'Neil Focus List Constituent				Breaking Out This Week				Laggard			
O'Neil recommendations				Stocks breaking out from consolidation				Stocks below 200-DMA + 50-DMA in a downtrend			
Symbol	Name	Mkt Val, USD (Mil)	Focus List Since	Symbol	Name	Mkt Val, USD (Mil)	Composite Rating	Symbol	Name	Mkt Val, USD (Mil)	A/D, Nmbr Rtg, Cur Wk
								CKN.GB	Clarkson	1,399	-6
								OES.AT	Osterreichische Post	2,294	-13
								SRAIL.CH	Stadler Rail	2,524	-17
								WIZZ.GB	Wizz Air Holdings	1,642	-19

Top Rated			
Stocks Ranked by best Composite rating			
Symbol	Name	Mkt Val, USD (Mil)	Composite Rating
RYA.IE	Ryanair Holdings	29,397	92
PST.IT	Poste Italiane	28,404	91
IDL.FR	Id Logistics Group	3,137	90
CTT.PT	Ctt Correios De Portugal	1,156	89
IAG.GB	Intl.Cons.Airl.Gp.(Cdi)	21,017	88
DSB.DK	A P Moller Maersk B	11,448	84
CAF.ES	Const Y Auxiliar De Ferr	1,904	83
DSADK	A P Moller Maersk A	18,200	82
ALD.FR	Ayvens	8,443	79
DSV.DK	Dsv	58,998	79
EZJ.GB	Easyjet	6,009	78
HLAGX.DE	Hapag Lloyd (Xet)	29,520	78
NAS.NO	Norwegian Air Shuttle	1,419	77
HOAH.NO	Hoegh Autoliners	1,754	73
IDS.GB	International Distribution	4,685	71

Basing			
Stocks trading near pivot			
Symbol	Name	Mkt Val, USD (Mil)	Composite Rating
IDL.FR	Id Logistics Group	3,137	90

European Weekly Summary

WILLIAM O'NEIL+CO.

Utility

O'Neil Focus List Constituent				Breaking Out This Week				Laggard			
O'Neil recommendations				Stocks breaking out from consolidation				Stocks below 200-DMA + 50-DMA in a downtrend			
Symbol	Name	Mkt Val, USD (Mil)	Focus List Since	Symbol	Name	Mkt Val, USD (Mil)	Composite Rating	Symbol	Name	Mkt Val, USD (Mil)	A/D, Nmbr Rtg, Cur Wk

SVT.GB Severn Trent 10,837 80

Top Rated

Stocks Ranked by best Composite rating

Symbol	Name	Mkt Val, USD (Mil)	Composite Rating
VH2X.DE	Friedrich Vorwerk Grp	1,322	98
TEP.GB	Telecom Plus	2,226	96
BKW.CH	Bkw	11,118	93
UU.GB	United Utilities Group	10,553	91
IG.IT	Italgas	7,891	91
ELI.BE	Elia Group	11,428	91
ENEL.IT	Enel	93,025	88
CNA.GB	Centrica	10,705	86
NG.GB	National Gas Transmission	68,797	85
HER.IT	Hera	7,390	84
REN.PT	Ren Redes Energeticas Nacionais	2,265	84
IRE.IT	Iren	3,985	84
TRN.IT	Terna Rete Elettrica Naz	20,453	84
DRX.GB	Drax Group	3,147	83
ELE.ES	Endesa	32,634	82

Basing

Stocks trading near pivot

Symbol	Name	Mkt Val, USD (Mil)	Composite Rating
DRX.GB	Drax Group	3,147	83
FORT.FI	Fortum	15,939	57

Disclaimer

U.S. FOCUS LIST & GLOBAL FOCUS LISTS DEVELOPED, EMERGING & FRONTIER MARKETS

The U.S. Focus List and Global Focus List for Developed, Emerging, and Frontier Markets seek to identify equity ideas for further research for institutional investors. Investors, before making investment decisions, should review and evaluate additional information, such as a company's SEC filings, business model, industry fundamentals, management team, and products and services.

EXPLANATION OF PERFORMANCE CHARTS FOR U.S. FOCUS LIST & GLOBAL FOCUS LISTS

William O'Neil + Co. Incorporated is an SEC Registered Investment Adviser. Employees of William O'Neil + Company and its affiliates may now or in the future have positions in securities mentioned in this communication. Our content should not be relied upon as the sole factor in determining whether to buy, sell, or hold a stock. For important information about reports, our business, and legal notices (including our Privacy Policy), please go to williamoneil.com/legal.

Performance results do not represent actual trading, and may not reflect the impact that material economic and market factors might have had on the investment decision-making process if actually managing client money. There is substantial speculative risk in most international stocks. Past performance is not necessarily an indication of future performance. Performance computations for the U.S. Focus List and Global Focus Lists reflect a time weighted rate of return. All holdings are rebalanced to equal dollar amounts daily. Dividends are not considered in computations. Commissions used in calculations are 50 basis points for stocks in the Global Focus List Emerging Markets and 20 basis points for stocks in the Global Focus List Developed Markets. Percent gains and losses are calculated for all issues that remain on the "Buy Recommendations" at the end of the week. For issues that were added to the "Buy Recommendations" intra-week, the basis used to calculate the percent change is the price noted when the issue appeared as a "Buy Recommendation" in both the U.S. Focus List or Global Focus List Confidential Alerts. For issues that were "Removed" intra-week, the selling price used to calculate the percent change is the price noted when the issue appeared as "Removed" in the U.S. Focus List or the Global Focus List Confidential Alerts. The iShares MSCI EAFE Index Fund seeks to provide investment results that correspond generally to the price and yield performance, before fees and expenses, of publicly traded securities in the European, Australasian and Far Eastern markets, as measured by the MSCI EAFE Index.

The iShares MSCI Emerging Markets Index Fund seeks to provide investment results that correspond generally to the price and yield performance, before fees and expenses, of publicly traded securities in emerging markets, as represented by the MSCI Emerging Markets Index.

The benchmark is the S&P 500 Index, which is a market-capitalization weighted index containing the 500 most widely held companies (400 industrial, 20 transportation, 40 utility and 40 financial companies) chosen with respect to market size, liquidity, and industry. The volatility of the S&P 500 Index may be materially different from that of the strategy depicted, and the holdings in the strategy may differ significantly from the securities that comprise the S&P 500 Index. The S&P 500 Index is calculated on a total return basis with dividends reinvested and is not assessed a management fee.

European Weekly Summary

WILLIAM O'NEIL+CO.

All charts in this presentation are intended to be used as a tool to assist investors in identifying equity ideas worthy of further review. Charts provide certain current and historical information, but are not a substitute for a comprehensive analysis of individual stocks, and should not be relied on as the sole factor in determining whether to buy, sell or hold. Nothing in this communication should be construed as an offer to buy or sell any security.

Disclosures

William O'Neil + Co. Incorporated is an SEC Registered Investment Adviser. Employees of William O'Neil + Co. and its affiliates may now or in the future have positions in securities mentioned in this communication. Our content and stock charts, which provide certain current and historical information, should not be relied upon as the sole factor in determining whether to buy, sell, or hold a stock. The charts provide certain current and historical information, but are not a substitute for a comprehensive analysis of the individual stocks. For important information about reports, our business, and legal notices (including our Privacy Policy), please go to williamoneil.com/legal

© 2025, William O'Neil + Company, Inc. All Rights Reserved.

No part of this material may be copied or duplicated in any form by any means or redistributed without the prior written consent of William O'Neil + Co.