

European Weekly Summary

July 29, 2024

Key points:

- *Last week, the Stoxx 600 closed the week 55 bps higher than the prior week. The index remains in a Downtrend. It closed the week with resistance at the DMA and overhead supply from the near-term moving averages (21-DMA; 12 bps higher, and 50-DMA; 80 bps higher). We expect volatility in upcoming sessions as investors digest earnings against the backdrop of a potential dovish stance from the U.S. and U.K. central banks and continuing weakness in the Chinese economy. If the market reaches a new high in the coming sessions, the index will return to a Confirmed Uptrend. Conversely, a sharp rejection from key moving averages with increasing distribution would signal negative technical action, leading to potential further downside risk.*
- *Leadership in European markets has narrowed as the number of breakouts has more than halved in two weeks, while the number of stocks trading near the pivot has declined by more than a third since the start of July. Defensive sectors like Utility, Health Care, and Retail have led gains this week, while Technology and Consumer Discretionary struggled. With short-term momentum shifting toward defensive areas, we recommend investors reduce positions in names breaking below logical levels of support and increase exposure to defensive sectors within constructive markets.*
- **Sector Score Cards – Stocks of Interest (Top-rated names with best technical setups - refer to pages 9–20):**
 - *Capital Equipment: Nexans (NXS.FR), Kronecranes (KCR1X.FI), Relx (REL.GB, FL constituent).*
 - *Consumer Cyclical: Tyman (TYMN.GB), Adidas (ADSX.DE, FL constituent).*
 - *Consumer Staple: Premier Food (PFD.GB, FL constituent), Coca-Cola Hbc (CCH.GB).*
 - *Financial: Banco De Sabadell (BSAB.ES), Quilter (QLT.GB).*
 - *Health Care: Lonza (LONN.CH, FL constituent), Biotage (BIOT.SE, FL constituent).*
 - *Retail: Compass Group (CPG.GB).*
- **European Focus List Update:**
 - *Additions: Ambu (AMB.DK), Vitrolife (VITR.SE), Biotage (BIOT.SE), Lonza (LONN.CH).*
 - *Removals: Universal Music (UNMG.NL), BE Semiconductor (BESI.NL).*

Prepared by:

Tristan d'Aboville – Executive Director – Research Analyst, tristan.daboville@williamoneil.com | Direct: +44 20 3178 7125 | Mobile: +44 77 0344 5260

COMMENTARY

Stoxx 600 Index Treads in Volatile Waters

- With Friday's move, the index is testing resistance at the 100-DMA with additional overhead resistance from near-term moving averages. If it breaks the 100-DMA, the index lacks key moving average support, with partial support available between Thursday's low and close. Stronger-than-anticipated earnings and dovish commentaries from central banks could also lead to key European markets reclaiming and consolidating above their 50-DMA without clustering distribution days.
- Of the 16 indices we cover in Europe, one market (Belgium) is in a Confirmed Uptrend, two are in an Uptrend Under Pressure, nine are in a Rally Attempt, and four are in a Downtrend.

Sector Rotation

- *Defensive sectors like Utility, Health Care, and Retail have led gains this week, while Technology and Consumer Discretionary struggled. Short-term momentum remains positive among Health Care names although it has been fading recently. Retail and Utilities both have short-term momentum improvements over 4 weeks. Conversely, momentum in Tech has been deteriorating for the second week on a row.*

European Focus List

Addition

- **Ambu B (AMB.DK; AMBUB DC):** We added the name to our Focus List following the stock's bounce off its 50-DMA after breaking out of a stage-one, 11-week double-bottom base (pivot: DKK 123.70).
- **Vitrolife (VITR.SE; VITR SS):** We added Vitrolife to our Focus List as the stock gapped up on better-than-expected Q2 earnings and broke out of a flat base.
- **Biotage (BIOT.SE; BIOT SS):** We added Biotage to our Focus List after the stock broke out of a stage-one cup base
- **Lonza Group (LONN.CH; LONN SW):** We added Lonza Group to our Focus List after the stock broke out of a stage-one, 59-week cup-with-handle base with a pivot of CHF 559.40 after reporting H1 FY24 results.

Removal

- **Universal Music (UNMG.NL; UMG NA):** We removed Universal Music from our Focus List after the company reported weak Q2 FY24 results
- **BE Semiconductor (BESI.NL; BESI NA):** We removed BE Semiconductor from our Focus List as the stock fell more than 10% on July 25. It broke below its 200-DMA after the company reported mixed Q2 2024 results and provided weaker-than-expected revenue growth guidance for Q3.

Sector Heat Map: Average Perf. - Market Cap Average Weighted

(Market Cap > \$1BN & ADV > \$1M)

Sectors	5 Days	4 Weeks	8 Weeks	13 Weeks	26 Weeks	52 Weeks
Utility	1.9%	5.4%	1.3%	4.4%	3.6%	3.1%
Health Care	1.7%	1.8%	4.0%	6.9%	12.8%	21.4%
Retail	1.0%	1.6%	-0.1%	0.5%	7.4%	8.3%
Financial	0.7%	3.2%	0.0%	4.0%	13.5%	21.0%
Capital Equipment	0.5%	1.6%	-2.4%	1.3%	13.6%	23.9%
Transportation	0.3%	1.5%	-1.3%	2.8%	-2.9%	-2.5%
Consumer Staple	0.2%	1.8%	-1.9%	0.3%	-0.1%	-4.1%
Basic Material	0.0%	-0.8%	-4.2%	-2.8%	5.3%	5.7%
Energy	-0.2%	-0.8%	-4.3%	-5.4%	5.4%	7.8%
Technology	-0.8%	-4.5%	0.4%	2.4%	8.8%	19.1%
Consumer Cyclical	-1.4%	-1.7%	-5.3%	-7.8%	0.7%	-0.6%

Source: William O'Neil + Co.

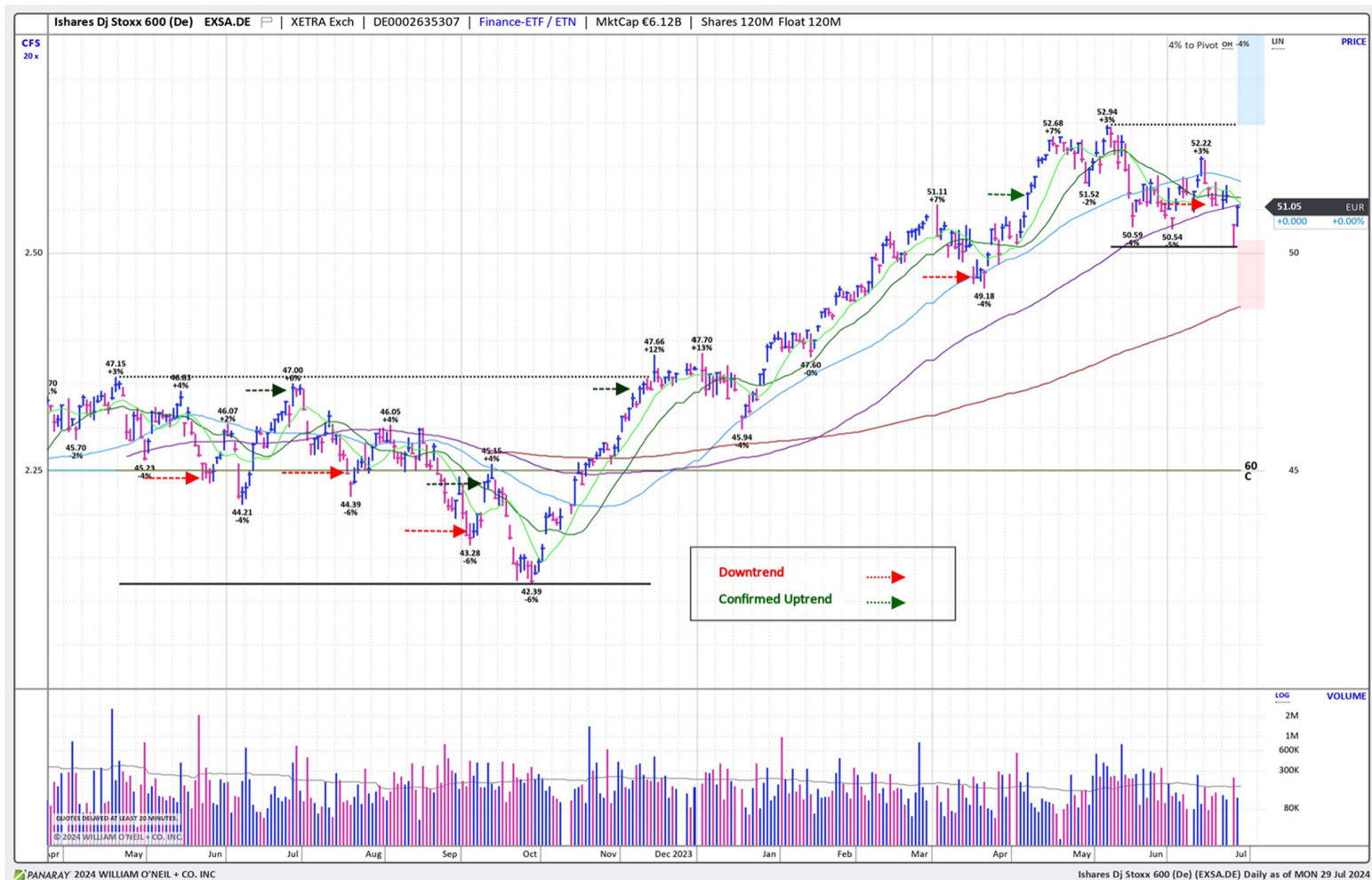
Market Conditions

O'Neil Methodology

Country	Market Condition	Distribution Days
France	Correction	N/A
Germany	Rally Attempt	N/A
UK	Rally Attempt	N/A
Stoxx600	Correction	N/A
Denmark	Rally Attempt	N/A
Ireland	Rally Attempt	N/A
Finland	Correction	N/A
Norway	UnderPressure	3
Sweden	Rally Attempt	N/A
Switzerland	UnderPressure	6
Austria	Rally Attempt	N/A
Italy	Rally Attempt	N/A
Portugal	Rally Attempt	N/A
Spain	Rally Attempt	N/A
Belgium	Confirmed Uptrend	5
Netherlands	Correction	N/A
All Europe (Average)		4.8

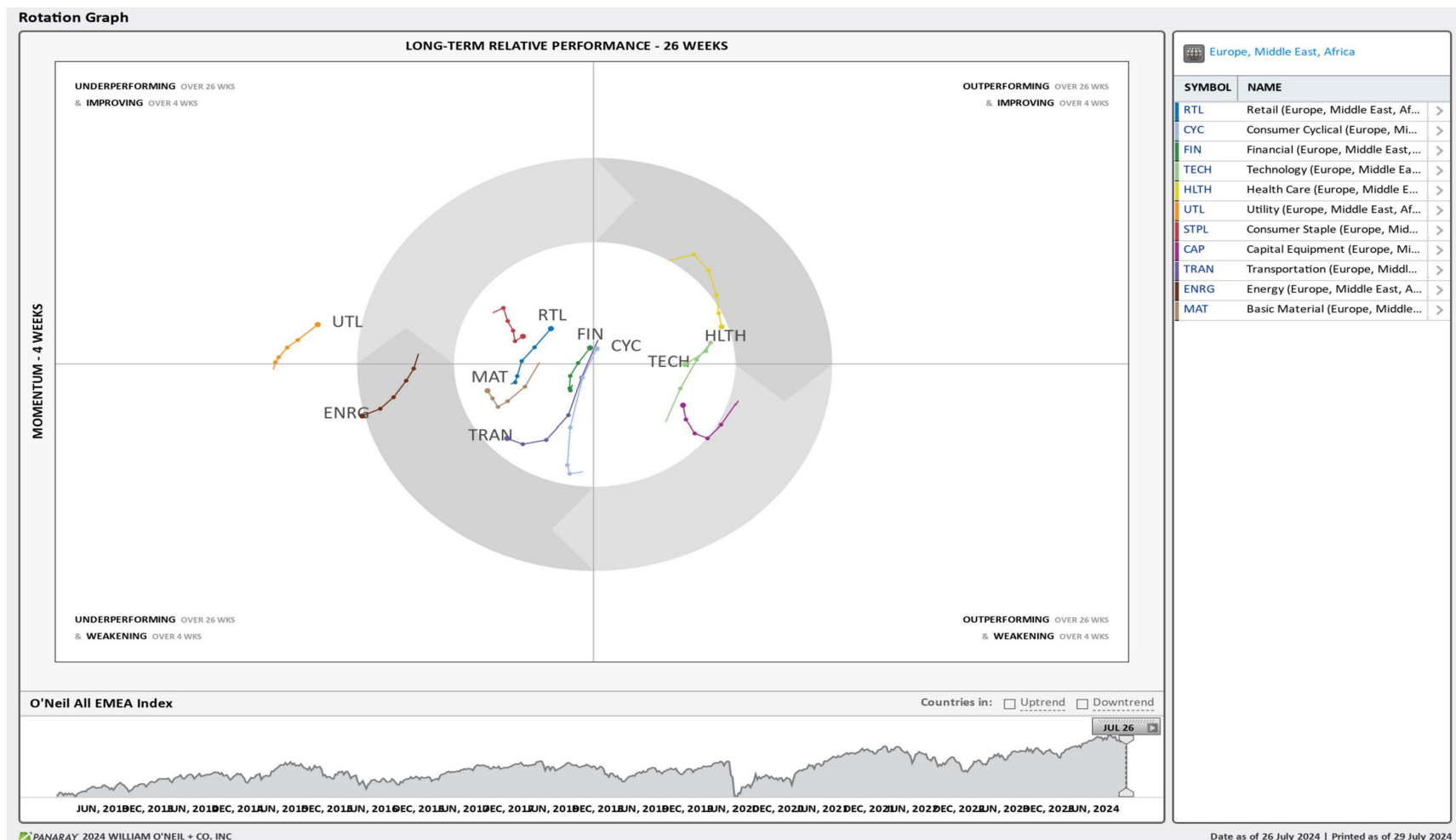
Source: William O'Neil + Co.

iShares Dj Stoxx 600 (EXSA.DE) – Daily Datagraph®



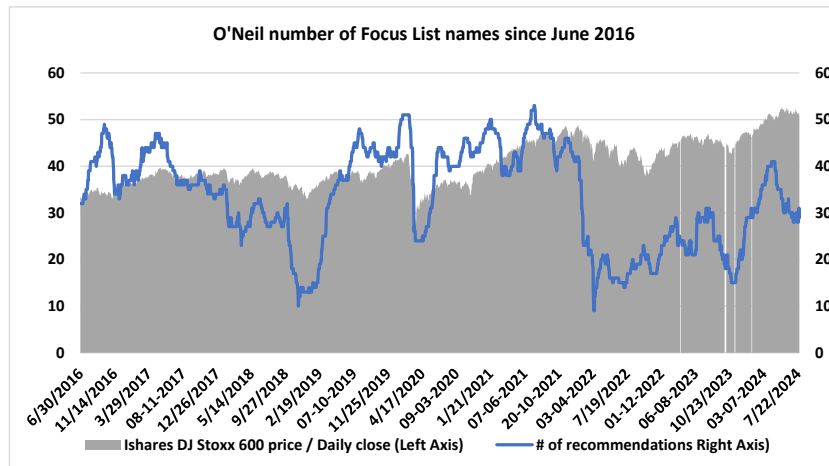
Source: William O'Neil + Co.

EMEA Rotation Chart

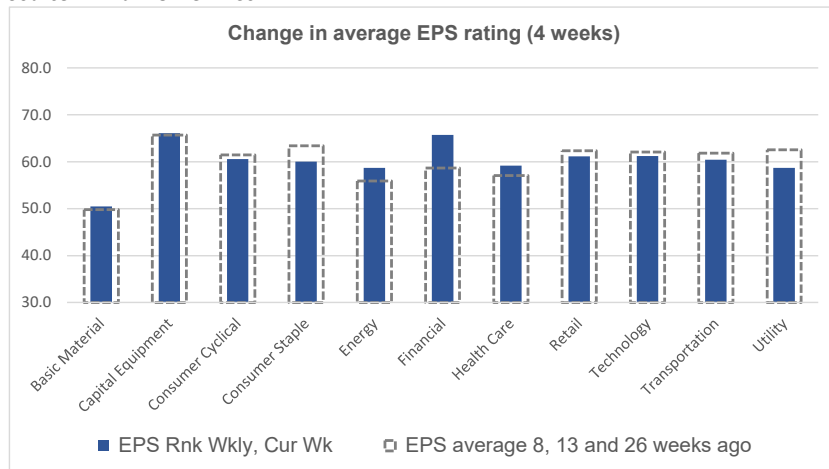


Source: William O'Neil + Co.

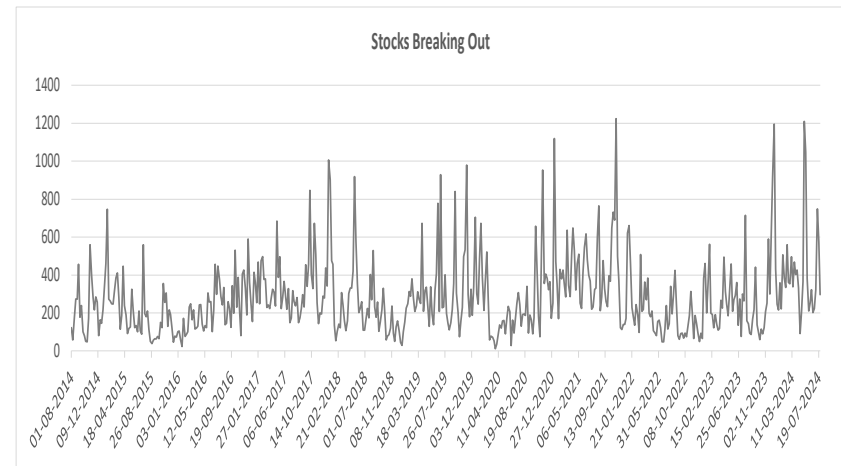
Key Metric Changes: EPS, RS, # of EFL Names & Breakouts



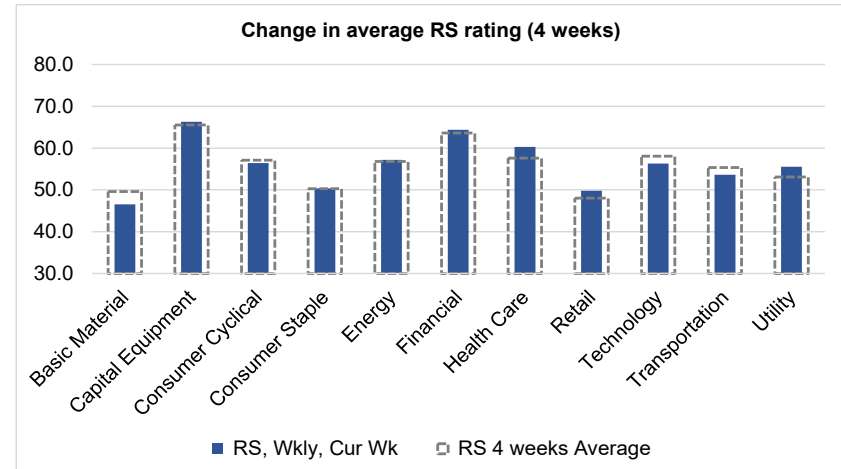
Source: William O'Neil + Co.



Source: William O'Neil + Co.



Source: William O'Neil + Co.



Source: William O'Neil + Co.

How To Read The Sector Card

European Focus List

O'Neil Recommendations

The **European Focus List (EFL)** is a proprietary list of long ideas that fit the fundamental and technical criteria of the O'Neil Methodology.

Outperforming

Stocks breaking out from pivot

We recommend buying stocks at the **breakout level**. A breakout is a price movement of the security through an identified level of resistance (pivot point) after forming a consolidation base. Our proprietary chart patterns are based on over 50 years of our active research into the behavior of equities.

Laggards

Stocks in which investors are losing interest

Laggards are stocks showing technical weakness. We believe these stocks are laggards relative to their own domestic markets and, if owned, need to be reviewed carefully as they may be vulnerable to further downside risk and underperformance.

Top Rated

Stocks displaying the best Composite rating

The **Composite Rating** combines the EPS Rank, Relative Strength Rating, Industry Group Rank, SMR Rating, Accumulation/Distribution Rating, and the stock's percent off its 52-week high. More weight is placed on EPS Rank and Relative Strength Ratings. The resulting rating of technical and fundamental factors is compared against all other stocks in the trading country and assigned a rating from 1 to 99, with 99 being the best. A rating of 90 means the stock has outperformed 90% of all other stocks.

Early Basing

Stocks trading near pivot on improving technical characteristics

Stock near pivot point (last line of resistance) with improving technical characteristics and above average fundamental profile based on O'Neil proprietary ratings and rankings.

European Weekly Summary

WILLIAM **O'NEIL**+CO.

Basic Material

European Focus List

O'Neil recommendations

Symbol	Name	Mkt Val, USD (Mil)	Focus List Since
--------	------	-----------------------	------------------

Breaking Out This Week

Stocks breaking out from consolidation

Symbol	Name	Mkt Val, USD (Mil)	Composite Rating
--------	------	-----------------------	------------------

Laggards

Stocks showing technical weakness

Symbol	Name	Mkt Val, USD (Mil)	A/D, Nmbr	Rtg, Cur	Wk
VCT.FR	Vicat	1,614			-53
EGR.FI	Stora Enso R	7,619			-42
TKAX.DE	Thyssenkrupp (Xet)	2,414			-40
VAS.AT	Voestalpine	4,587			-38
MT.NL	Arcelormittal	19,207			-37
SSAA.SE	Ssab A	1,555			-32
SZGX.DE	Salzgitter (Xet)	1,079			-30

Top Rated

Stocks displaying the best Composite rating

Symbol	Name	Mkt Val, USD (Mil)	Composite Rating
HILS.GB	Hill & Smith Plc	2,341	99
CEY.GB	Centamin	1,807	98
SOL.IT	Sol	3,447	96
GIVN.CH	Givaudan 'N'	43,840	94
SOL.BE	Solvay	3,824	88
HOLN.CH	Holcim	54,807	85
ROBT.FR	Robertet	2,003	85
SY1X.DE	Symrise (Xet)	17,409	84
KEMR.FI	Kemira	3,475	82
NZY.DK	Novozymes B	25,908	80
ELM.GB	Elementis	1,163	80
SEMP.T	Semapa	1,331	79
AIR.FR	L Air Lqe.Sc.Anyne. Pour	1,05,041	77
SCB.DK	Schouw And	2,122	77
CEM.IT	Cementir Holding	1,707	76

Basing

Stocks trading near pivot on improving technical characteristics

Symbol	Name	Mkt Val, USD (Mil)	Composite Rating
--------	------	--------------------	------------------

European Weekly Summary

WILLIAM O'NEIL+CO.

Capital Equipment

European Focus List

O'Neil recommendations

Symbol	Name	Mkt Val, USD (Mil)	Focus List Since
QT@F.FR	Schneider Electric	1,37,234	12-6-24
SGM.FR	Safran	94,369	17-5-23
REL.GB	Relx	86,570	4-8-22
RR.GB	Rolls-Royce Holdings	48,296	15-11-23
ALF.SE	Alfa Laval	18,007	20-3-24
SAAB.SE	Saab B	11,925	16-1-24
NKT.DK	Nkt	4,568	28-5-24

Breaking Out This Week

Stocks breaking out from consolidation

Symbol	Name	Mkt Val, USD (Mil)	Composite Rating
SGSN.CH	Sgs 'N'	20,566	79
BVI.FR	Bureau Veritas	14,224	96
ACK.BE	Ackermans & Van Haarer	6,297	74
NXS.FR	Nexans	5,554	95
KCR1.FI	Konecranes	5,162	99
TOM.NO	Tomra Systems	4,692	75
SRP.GB	Serco Group	2,662	88

Laggards

Stocks showing technical weakness

Symbol	Name	Mkt Val, USD (Mil)	A/D, Nmbr Rtg, Cur Wk
VERP.FR	Verallia	3,447	-55
ENT.FR	Bouygues	13,330	-47
AIRS.FR	Airbus	1,12,618	-39
WACX.DE	Wacker Neuson (Xet)	1,100	-39
UMI.BE	Umicore	3,508	-36
AALB.NL	Aalberts	4,335	-35
BEKB.BE	Bekaert (D)	2,242	-35
SKFB.SE	Skf B	7,845	-33
CSF.FR	Thales	32,893	-29
NHY.NO	Norsk Hydro	11,060	-27
MRO.GB	Melrose Industries	9,593	-27
OTE1.FI	Metso Corporation	8,251	-27

Top Rated

Stocks displaying the best Composite rating

Symbol	Name	Mkt Val, USD (Mil)	Composite Rating
KOG.NO	Kongsberg Gruppen	17,269	99
HDJ.NL	Arcadis	6,487	99
KCR1.FI	Konecranes	5,162	99
MT.IT	Marie	2,778	99
IPG.IT	Webuild	2,676	99
EXL.FR	Exclusive Net Prom	2,319	99
HLMA.GB	Halma	12,507	98
WRT.FI	Wartsila	12,051	98
BCHN.CH	Burckhardt Cmps.n.Hldg.	2,347	98
KLR.GB	Keller	1,399	98
ADDT.SE	Addtech B	8,169	97
SPIE.FR	Spie	6,532	97
SWEB.SE	Sweco B	5,217	97
SAXX.DE	Stroeer (Xet)	3,778	97
QQ.GB	Qinetiq Group	3,404	97

Basing

Stocks trading near pivot on improving technical characteristics

Symbol	Name	Mkt Val, USD (Mil)	Composite Rating
BNZL.GB	Bunzl	14,131	92
ITRK.GB	Intertek Group	10,403	81
IPG.IT	Webuild	2,676	99
GLJX.DE	Grenke N (Xet)	1,419	87

European Weekly Summary

WILLIAM O'NEIL+CO.

Consumer Cyclical

European Focus List

O'Neil recommendations

Symbol	Name	Mkt Val, USD (Mil)	Focus List Since
RACE.IT	Ferrari (Mil)	75,554	6-3-23
ADXS.DE	Adidas (Xet)	45,542	20-11-23
LOTG.IT	Lottomatica Group	3,170	12-7-24
TGYM.IT	Technogym	2,002	13-2-24

Breaking Out This Week

Stocks breaking out from consolidation

Symbol	Name	Mkt Val, USD (Mil)	Composite Rating
PSON.GB	Pearson	9,019	79
ZEG.GB	Zegona Communications	3,059	86
TYMN.GB	Tyman	1,028	97

Laggards

Stocks showing technical weakness

Symbol	Name	Mkt Val, USD (Mil)	A/D, Nmbr Rtg, Cur Wk
LVMH.FR	Lvmh	3,60,131	-65
BOSSX.DE	Boss (Hugo) (Xet)	2,754	-63
STL.IT	Stellantis	53,070	-61
SIX2X.DE	Sixt (Xet)	2,061	-53
BERT.FR	Forvia	2,255	-50
VOWX.DE	Volkswagen (Xet)	35,280	-48
CDI.FR	Christian Dior	1,21,430	-47
BRE.IT	Freni Brembo	3,717	-45
STMX.DE	Stabilus (Xet)	1,139	-44
BMW3X.DE	Bmw Pref. (Xet)	5,199	-41
AC.FR	Accor	9,571	-39
VOW3X.DE	Volkswagen Pref. (Xet)	23,467	-34
IVG.IT	Iveco Group	2,725	-34
SFER.IT	Salvatore Ferragamo	1,494	-34
EVOG.SE	Evolution	20,240	-33
TRI.FR	Trigano	2,266	-33
GESP.ES	Gestamp Automocion	1,665	-31
DOMT.SE	Dometic Group	2,138	-30
PAH3X.DE	Porsche Aml.Hldg. (Xet) F	6,887	-27
SEB.FR	Seb	5,676	-27
HUSB.SE	Husqvarna B	3,135	-27
P911X.DE	Dr Ing Hc F Porsche Ag C	34,554	-26

Top Rated

Stocks displaying the best Composite rating

Symbol	Name	Mkt Val, USD (Mil)	Composite Rating
FAN.GB	Volution Group	1,350	99
TRN.GB	Trainline Plc.	1,989	97
FUTR.GB	Future	1,635	97
ADSH.ES	Aedas Homes	1,099	97
TYMN.GB	Tyman	1,028	97
PNDX.SE	Pandox B	2,044	96
GEN.GB	Genuit Group	1,592	96
C5H.IE	Cairn Homes (Dub)	1,325	96
SGO.FR	Saint Gobain	43,565	95
ROC.DK	Rockwool B	5,031	95
ROA.DK	Rockwool A	4,232	95
AENA.ES	Aena Sme	30,199	94
HOME.ES	Neinor Homes	1,107	94
SKIS.SE	Skistar B	1,092	94
LIFC.SE	Lifco B	12,310	93

Basing

Stocks trading near pivot on improving technical characteristics

Symbol	Name	Mkt Val, USD (Mil)	Composite Rating
FUTR.GB	Future	1,635	97

European Weekly Summary

WILLIAM O'NEIL+CO.

Consumer Staple

European Focus List

O'Neil recommendations

Symbol	Name	Mkt Val, USD (Mil)	Focus List Since
BEIX.DE	Beiersdorf (Xet)	36,842	21-9-23
PFD.GB	Premier Foods	1,956	10-7-24

Breaking Out This Week

Stocks breaking out from consolidation

Symbol	Name	Mkt Val, USD (Mil)	Composite Rating
CCH.GB	Coca-Cola Hbc (Cdi)	13,312	89

Laggards

Stocks showing technical weakness

Symbol	Name	Mkt Val, USD (Mil)	A/D, Nmbr	Rtg, Cur Wk
OR@F.FR	L'Oreal	2,31,565		-64
CPR.IT	Davide Campari Milano	11,699		-42

Top Rated

Stocks displaying the best Composite rating

Symbol	Name	Mkt Val, USD (Mil)	Composite Rating
BVIC.GB	Britvic	4,050	98
HFG.GB	Hilton Food Group	1,073	96
ESSI.SE	Essity B	18,135	95
LBAK.BE	Lotus Bakeries	8,763	95
PFD.GB	Premier Foods	1,956	95
CWK.GB	Cranswick	3,155	90
CCH.GB	Coca-Cola Hbc (Cdi)	13,312	89
ORK.NO	Orkla	8,222	89
AAK.SE	Aak	7,337	89
ITP.FR	Interparfums	3,914	87
GNC.GB	Greencore Group	1,053	87
KWSX.DE	Kws Saat (Xet)	2,315	85
INTR.IT	Intercos	1,758	84
ULVR.GB	Unilever (Uk)	1,51,995	78
LISP.CH	Choc.Lindt & Spruengli Pa	12,210	75

Basing

Stocks trading near pivot on improving technical characteristics

Symbol	Name	Mkt Val, USD (Mil)	Composite Rating
--------	------	--------------------	------------------

European Weekly Summary

WILLIAM O'NEIL+CO.

Energy

European Focus List

O'Neil recommendations

Symbol	Name	Mkt Val, USD (Mil)	Focus List Since
--------	------	--------------------	------------------

Breaking Out This Week

Stocks breaking out from consolidation

Symbol	Name	Mkt Val, USD (Mil)	Composite Rating
--------	------	--------------------	------------------

Laggards

Stocks showing technical weakness

Symbol	Name	Mkt Val, USD (Mil)	A/D, Nmbr	Rtg, Cur Wk
REP.ES	Repsol Ypf	17,212		-41
OMV.AT	Omv	13,810		-38
BP.GB	Bp	96,366		-37
MAU.FR	Maurel Et Prom	1,258		-34
ENI.IT	Eni	51,673		-28
DCC.GB	Dcc	6,774		-26

Top Rated

Stocks displaying the best Composite rating

Symbol	Name	Mkt Val, USD (Mil)	Composite Rating
SUBC.NO	Subsea 7	5,741	98
DOFG.NO	Dof Group	1,813	96
ESSO.FR	Esso	2,085	95
GTT.FR	Gtt	5,333	94
NEOP.FR	Neoen	6,387	93
SPM.IT	Saipem	4,828	93
SBMO.NL	Sbm Offshore	2,872	93
DEMG.BE	Deme Group	4,629	92
ODDR.NO	Odjell Drilling	1,229	92
VL.R.FR	Vallourec	3,694	90
VLTS.FR	Volitalia	1,477	89
SCAT.NO	Scatec	1,284	88
WG.GB	Wood Group (John)	1,880	87
RUI.FR	Rubis	3,248	86
GRER.PT	Greenvolt Energias Reno	1,491	86

Basing

Stocks trading near pivot on improving technical characteristics

Symbol	Name	Mkt Val, USD (Mil)	Composite Rating
SBMO.NL	Sbm Offshore	2,872	93

European Weekly Summary

WILLIAM O'NEIL+CO.

Financial

European Focus List

O'Neil recommendations

Symbol	Name	Mkt Val, USD (Mil)	Focus List Since
EQT.SE	Eqt	37,998	22-2-24
TLXX.DE	Talanx Aktgsf. (Xet)	19,909	3-6-24
SQN.CH	Swissquote 'R'	4,853	16-1-24

Breaking Out This Week

Stocks breaking out from consolidation

Symbol	Name	Mkt Val, USD (Mil)	Composite Rating
KB.BE	Kbc Group	32,237	76
SAOS.SE	Sampo Oy Sdb	21,759	82
BSAB.ES	Banco De Sabadell	11,780	98
GCO.ES	Grupo Catalana Occident	5,180	87
QLT.GB	Quilter	2,341	94

Laggards

Stocks showing technical weakness

Symbol	Name	Mkt Val, USD (Mil)	A/D, Nmbr Rtg, Cur Wk
OTV2.GB	Octopus Titan Vct	1,221	-98
EXOO.NL	Exor Nv Ord	22,329	-40
LAND.GB	Land Securities Group	6,018	-40
ICAD.FR	Icade Reit	1,715	-37
UBL.FR	Unibail Rodamco We Sta	10,236	-36
LGEM.GB	Legal & General	17,560	-34
GIM.BE	Gimv	1,254	-32
COFN.BE	Cofinimmo	2,457	-29
AZE.BE	Azelis Group	4,670	-28
ERF.FR	Eurazeo	6,010	-26

Top Rated

Stocks displaying the best Composite rating

Symbol	Name	Mkt Val, USD (Mil)	Composite Rating
A5G.IE	Aib Group	13,970	99
FCBK.IT	Finecobank Spa	10,679	99
BCP.PT	Banco Comr.Portugues 'f	6,310	99
CE.IT	Credito Emiliano	3,703	99
BPT.GB	Bridgepoint Grp	2,755	99
EQT.SE	Eqt	37,998	98
MB.IT	Mediobanca Bc.Fin	13,441	98
BSAB.ES	Banco De Sabadell	11,780	98
BPE.IT	Bper Banca	8,336	98
BMPS.IT	Banca Monte Dei Paschi	6,771	98
BWGP.AT	Bawag Group	5,680	98
SYD.DK	Sydbank	2,911	98
OSB.GB	Onesavings Bank	2,622	98
SNB.DK	Spar Nord Bank	2,366	98
AJB.GB	AJ Bell Plc	2,357	98

Basing

Stocks trading near pivot on improving technical characteristics

Symbol	Name	Mkt Val, USD (Mil)	Composite Rating
ISP.IT	Intesa Sanpaolo	73,546	94
SWED.SE	Swedbank A	23,684	82
MB.IT	Mediobanca Bc.Fin	13,441	98
ENX.FR	Euronext	10,816	97
ABN.NL	Abn Amro Bank	8,679	97
MAP.ES	Mapfre	7,558	88
BMPS.IT	Banca Monte Dei Paschi	6,771	98
CE.IT	Credito Emiliano	3,703	99
BPT.GB	Bridgepoint Grp	2,755	99
ENAV.IT	Enav	2,365	73
PAG.GB	Paragon Banking Group F	2,165	96
LRE.GB	Lancashire Holdings	1,966	85

European Weekly Summary

WILLIAM O'NEIL+CO.

Health Care

European Focus List

O'Neil recommendations

Symbol	Name	Mkt Val, USD (Mil)	Focus List Since
NON.DK	Novo Nordisk 'B'	4,30,886	17-4-20
LONN.CH	Lonza Group	47,481	26-7-24
YPSN.CH	Ypsomed Holding R	6,209	8-9-23
SFZN.CH	Siegfried 'R'	5,168	15-12-23
HLB.DK	H Lundbeck B	4,814	28-6-24
AMB.DK	Ambu B	4,659	23-7-24
CAMX.SE	Camurus	3,618	3-6-24
VITR.SE	Vitrolife	2,884	23-7-24
BIOT.SE	Biotage	1,427	24-7-24

Breaking Out This Week

Stocks breaking out from consolidation

Symbol	Name	Mkt Val, USD (Mil)	Composite Rating
LONN.CH	Lonza Group	47,481	89
FREX.DE	Fresenius (Xet)	19,486	73
SN.GB	Smith & Nephew	12,610	89
DIA.IT	Diasorin	6,343	72

Laggards

Stocks showing technical weakness

Symbol	Name	Mkt Val, USD (Mil)	A/D, Nbr Rtg, Cur Wk
AFX.DE	Carl Zeiss Meditec (Xet)	5,993	-31
AMP.IT	Amplifon	7,247	-28

Top Rated

Stocks displaying the best Composite rating

Symbol	Name	Mkt Val, USD (Mil)	Composite Rating
ROV.ES	Lbos.Farmaceuticos Rovi	5,194	99
AMB.DK	Ambu B	4,659	99
ALK.DK	Alk-Abello B	4,411	99
YPSN.CH	Ypsomed Holding R	6,209	98
XVIV.SE	Xvivo Perfusion	1,500	97
NON.DK	Novo Nordisk 'B'	4,30,886	96
UCB.BE	Ucb	32,115	96
SFZN.CH	Siegfried 'R'	5,168	96
BPHG.SE	Bonesupport Holding	1,812	96
MEDI.SE	Medicover B	1,296	96
OBO.BE	Tubize Financiere	5,636	93
ORNB.FI	Orion B	4,832	93
BIGB.SE	Biogaia B	1,134	93
BIOT.SE	Biotage	1,427	92
COPN.CH	Cosmo Pharmaceuticals	1,401	92

Basing

Stocks trading near pivot on improving technical characteristics

Symbol	Name	Mkt Val, USD (Mil)	Composite Rating
COL.DK	Coloplast B	27,190	84
REC.IT	Recordati Indua.Chimica	11,797	86
FAGR.BE	Fagron	1,493	88
SPI.GB	Spire Healthcare Gp.	1,312	80

European Weekly Summary

WILLIAM **O'NEIL**+CO.

Retail

European Focus List

O'Neil recommendations

Symbol	Name	Mkt Val, USD (Mil)	Focus List Since
IND.ES	Inditex	1,52,160	29-11-23

Breaking Out This Week

Stocks breaking out from consolidation

Symbol	Name	Mkt Val, USD (Mil)	Composite Rating
CPG.GB	Compass Group	51,598	89
MAB.GB	Mitchells & Butlers	2,421	91
CURY.GB	Currys	1,197	91

Laggards

Stocks showing technical weakness

Symbol	Name	Mkt Val, USD (Mil)	A/D, Nmbr Rtg, Cur Wk
KER.FR	Kering	38,089	-31
BC.IT	Brunello Cucinelli	6,428	-28
DHERX.DE	Delivery Hero Ag (Xet)	5,983	-26

Top Rated

Stocks displaying the best Composite rating

Symbol	Name	Mkt Val, USD (Mil)	Composite Rating
EI.FR	Essilorluxottica	1,02,846	98
DIE.BE	D ieteren Group	12,271	94
MKS.GB	Marks & Spencer Group	8,577	93
MAB.GB	Mitchells & Butlers	2,421	91
CURY.GB	Currys	1,197	91
CPG.GB	Compass Group	51,598	89
INCH.GB	Inchcape	4,539	89
GRG.GB	Greggs	3,812	89
PND.DK	Pandora	12,633	88
NXT.GB	Next	14,276	87
COL.BE	Colruyt Group	6,162	87
IND.ES	Inditex	1,52,160	85
KGF.GB	Kingfisher	6,628	85
DNLM.GB	Dunelm Group	3,189	84
CECX.DE	Ceconomy Ag	1,493	84

Basing

Stocks trading near pivot on improving technical characteristics

Symbol	Name	Mkt Val, USD (Mil)	Composite Rating
EI.FR	Essilorluxottica	1,02,846	98
GRG.GB	Greggs	3,812	89

European Weekly Summary

WILLIAM O'NEIL+CO.

Technology

European Focus List

O'Neil recommendations

Symbol	Name	Mkt Val, USD (Mil)	Focus List Since
ASIN.NL	Asm International	32,505	1-12-23
NEMX.DE	Nemetschek (Xet)	10,836	15-11-23
HEMN.SE	Hemnet Group	3,338	1-6-23

Breaking Out This Week

Stocks breaking out from consolidation

Symbol	Name	Mkt Val, USD (Mil)	Composite Rating
ETL.FR	Eutelsat Communications	2,528	78

Laggards

Stocks showing technical weakness

Symbol	Name	Mkt Val, USD (Mil)	A/D, Nmbr	Rtg, Cur Wk
LEHN.CH	Lem 'R'	1,530		-50
CAP.FR	Capgemini	35,397		-43
SOP.FR	Sopra Steria Group	3,856		-43
EKBF.SE	Hexagon B	25,745		-41
UNMG.NL	Universal Music Group	42,389		-35
LIGH.NL	Signify	3,125		-34
WLN.FR	Worldline	3,097		-33
BC8X.DE	Bechtle (Xet)	5,519		-31
AUTH.NO	Autostore Holdings	3,932		-29
WAVE.FR	Wavestone	1,460		-28

Top Rated

Stocks displaying the best Composite rating

Symbol	Name	Mkt Val, USD (Mil)	Composite Rating
DARK.GB	Darktrace	5,294	99
HEMN.SE	Hemnet Group	3,338	99
QTGR.FI	Qt Group	2,233	99
ACQB.SE	Yubico	2,135	99
BCG.GB	Baltic Classifieds Grp	1,687	99
ALEK.FR	Esker	1,335	99
PLWP.FR	Planisware	2,007	97
AOFX.DE	Atoss Software (Xet)	2,283	96
AUTO.GB	Auto Trader Group	9,129	95
G24X.DE	Scout24 (Xet)	5,852	95
GAMA.GB	Gamma Communications	1,827	95
NOS.PT	Nos Sgps	2,022	93
VAIS.FI	Vaisala A	1,585	93
SETB.SE	Sectra B	3,998	92
ANOD.SE	Addnode Group B	1,280	92

Basing

Stocks trading near pivot on improving technical characteristics

Symbol	Name	Mkt Val, USD (Mil)	Composite Rating
AOFX.DE	Atoss Software (Xet)	2,283	96
PTEC.GB	Playtech	2,226	91
NOS.PT	Nos Sgps	2,022	93

European Weekly Summary

WILLIAM O'NEIL+CO.

Transportation

European Focus List

O'Neil recommendations

Symbol	Name	Mkt Val, USD (Mil)	Focus List Since
INPW.NL	Inpost	8,307	16-5-24

Breaking Out This Week

Stocks breaking out from consolidation

Symbol	Name	Mkt Val, USD (Mil)	Composite Rating
--------	------	-----------------------	------------------

Laggards

Stocks showing technical weakness

Symbol	Name	Mkt Val, USD (Mil)	A/D, Nmbr	Rtg, Cur Wk
DFD.DK	Dfds	1,510		-32

Top Rated

Stocks displaying the best Composite rating

Symbol	Name	Mkt Val, USD (Mil)	Composite Rating
IDS.GB	International Distribution	4,257	99
IDL.FR	Id Logistics Group	2,973	99
INPW.NL	Inpost	8,307	98
CAF.ES	Const Y Auxiliar De Ferr	1,335	98
AVAN.NO	Avance Gas	1,101	94
SNL.NO	Stolt-Nielsen	2,251	93
LOGLES	Logista Hold	3,924	92
BWLP.NO	Bw Lpg	2,209	91
ZIG.GB	Zigup	1,238	90
CKN.GB	Clarkson	1,779	89
PST.IT	Poste Italiane	17,197	80
DSV.DK	Dsv	38,914	78
WWL.NO	Wallenius Wilhelmsen	3,850	76
GET.FR	Getlink	9,852	74
HOAH.NO	Hoegh Autoliner	2,027	74

Basing

Stocks trading near pivot on improving technical characteristics

Symbol	Name	Mkt Val, USD (Mil)	Composite Rating
--------	------	--------------------	------------------

European Weekly Summary

WILLIAM O'NEIL+CO.

Utility

European Focus List

O'Neil recommendations

Symbol	Name	Mkt Val, USD (Mil)	Focus List Since
--------	------	-----------------------	------------------

Breaking Out This Week

Stocks breaking out from consolidation

Symbol	Name	Mkt Val, USD (Mil)	Composite Rating
NG.GB	National Gas Transmissic	61,179	57

Laggards

Stocks showing technical weakness

Symbol	Name	Mkt Val, USD (Mil)	A/D, Nmbr Rtg, Cur Wk
--------	------	-----------------------	--------------------------

Top Rated

Stocks displaying the best Composite rating

Symbol	Name	Mkt Val, USD (Mil)	Composite Rating
DRX.GB	Drax Group	3,213	98
IBE.ES	Iberdrola	85,168	92
A2A.IT	A2a	6,711	90
TEP.GB	Telecom Plus	1,867	89
SSE.GB	Sse	25,763	86
REE.ES	Redeia Corporacion	9,571	75
TRN.IT	Terna Rete Elettrica Naz	16,889	72
FORT.FI	Fortum	13,373	70
VIE.FR	Veolia Environ	22,788	68
VERB.AT	Verbund	13,772	68
EVN.AT	Evn	5,899	68
ACE.IT	Acea	3,795	68
ENEL.IT	Enel	73,636	64
ENGL.FR	Engie	38,173	63
EOANX.DE	E On (Xet)	36,871	58

Basing

Stocks trading near pivot on improving technical characteristics

Symbol	Name	Mkt Val, USD (Mil)	Composite Rating
TEP.GB	Telecom Plus	1,867	89

Disclaimer

William O'Neil + Co. Incorporated offers the world's leading institutional investment managers a distinct blend of quantitative, fundamental, and technical expertise in global stock buy-and-sell recommendations. Its core method profiles stocks displaying the characteristics of outperformance proven persistent over market history—drawn from the firm's industry-leading database.

William O'Neil + Co. Incorporated is an SEC Registered Investment Advisor. William O'Neil India Pvt Ltd Associates and William O'Neil Shanghai Pvt. Ltd. may develop research content on behalf of William O'Neil + Co. Our content should not be relied upon as the sole factor in determining whether to buy, sell, or hold a stock. For important information about reports, our business, and legal notices (including our Privacy Policy), please go to williamoneil.com/legal.

Limitations of Use of Stock Charts

Our content and stock charts, which provide certain current and historical information, should not be relied upon as the sole factor in determining whether to buy, sell, or hold a stock. The charts provide certain current and historical information, but are not a substitute for a comprehensive analysis of the individual stocks.

No Investment Banking

William O'Neil + Co. and its affiliates do not engage in investment banking and do not make a market in any securities. Neither William O'Neil + Co. nor any of its affiliates have, during the past 12 months, received any compensation from any of the companies discussed in this report. None of the companies discussed in this report are, or have been during the past 12 months, clients of William O'Neil + Co. or its affiliates.

Proprietary Positions

William O'Neil + Co. does not maintain proprietary positions in any securities. Employees of William O'Neil + Co. and its affiliates may now or in the future own positions in the companies discussed in this report. As of the end of the month immediately preceding the date of publication of such reports, none of such employees or affiliates beneficially owned 1% or more of the common equity securities of any of the companies discussed in this report.

© 2024, William O'Neil + Company, Inc. All rights reserved.

No part of this material may be copied or duplicated in any form by any means or redistributed without the prior written consent of William O'Neil + Co.