

Global Laggards

February 10, 2022

Overview

In 1963, we began profiling the characteristics of top-performing stocks prior to their outstanding runs in market cycles dating back to the 1880s. Through our decades of research, we have produced powerful proprietary Ratings and Rankings that help identify leading and lagging stocks. These metrics form the foundation of our O'Neil Methodology (OM) and our evaluation services.

Our Global Laggards list comprises stocks that have poor O'Neil Ratings and Rankings. This list has been curated by our sector analysts to find stocks showing technical weakness. We believe these stocks are laggards relative to their own domestic markets. We recommend that they be underweighted as they may be vulnerable to further downside risk and underperformance.

Criteria used to build the list include:

- Our proprietary Relative Strength Rating gauges the market's top performers by looking at a stock's price change relative to all stocks within a country. The rating is calculated over 12 months, with higher weighting for more recent months. Stocks are ranked in order of greatest percentage price change and assigned a rank from 99 (best) to 1 (worst). Stocks on this list will usually show a low or declining RS Rating.
- Our proprietary Accumulation/Distribution Rating shows where money is flowing by tracking the relative degree of institutional buying and selling over the prior 13 weeks. It is a technical rating based on price and volume statistics, where A = best and E = worst. Stocks on this list will usually have a low or falling Accumulation/Distribution Rating, indicating institutional selling.
- Our unique Negative Alerts Score uses 11 monitoring characteristics to detect a stock's decline, allowing you to act early on weakening holdings. Stocks on this list will usually have multiple alerts, indicating a possible breakdown.

Stocks in the table below are believed by our analysts to warrant greater attention due to their vulnerability.

United States Highlighted Stocks

Symbol	Name	Sector Name	Industry Group Name	Market Value, USD (Mil)	Avg Daily Dollar Vol (000), USD	Short Interest, % of Float	Negative Alert Score, 10 Wks	EPS Rank	RS Rating	A/D Rating
WDFC	W D 40 Co	Basic Material	Chemicals-Specialty	2,979	19,467	0	4	49	31	C
HON	Honeywell International	Capital Equipment	Diversified Operations	134,676	700,164	0	6	63	32	E
MDU	M D U Resources Group	Capital Equipment	Diversified Operations	5,665	28,071	0	3	66	47	B-
JCI	Johnson Controls Intl	Capital Equipment	Diversified Operations	48,675	257,562	0	3	70	76	E
GM	General Motors Company	Consumer Cyclical	Auto Manufacturers	74,235	1,072,845	0	5	27	34	E
WMG	Warner Music Group Cl A	Consumer Cyclical	Leisure-Services	4,919	51,158	0	4	96	47	D-
UGI	U G I Corp Hldg Co	Energy	Oil&Gas-Refining/Mktg	8,342	52,202	0	7	35	37	E
FCNCA	First Citizens Bancshs A	Financial	Banks-Southeast	7,095	129,927	0	7	75	58	C+
MKTX	Marketaxess Holdings Inc	Financial	Finance-Invest Bnk/Bkrs	14,161	109,884	0	5	65	26	C
PFSI	Pennymac Financial Svcs	Financial	Finance-Mrtg&Rel Svc	3,621	39,448	0	5	58	44	D-
FISV	Fiserv Inc	Financial	Financial Svcs-Specialty	66,578	418,284	0	4	92	47	E
NARI	Inari Medical Inc	Health Care	Medical-Products	3,979	28,066	0	5	30	30	B
SNX	T D Synnex	Retail	Wholesale-Electronics	10,333	37,775	0	6	84	54	B-
NEWR	New Relic Inc	Technology	Computer Sftwr-Database	5,161	83,112	0	3	14	51	C-
VRSN	Verisign Inc	Technology	Computer Sftwr-Security	23,856	150,027	0	6	68	64	C-

Symbol	Name	Sector Name	Industry Group Name	Market Value, USD (Mil)	Avg Daily Dollar Vol (000), USD	Short Interest, % of Float	Negative Alert Score, 10 Wks	EPS Rank	RS Rating	A/D Rating
ZBRA	Zebra Technologies Corp	Technology	Elec-Misc Products	25,561	187,582	0	6	97	54	C
FFIV	F 5 Inc	Technology	Internet-Network Sltns	12,367	136,635	0	7	76	64	D
AVY	Avery Dennison Corp	Technology	Office Supplies Mfg	15,651	92,451	0	8	76	34	D-

Developed Markets Highlighted Stocks

Symbol	Name	Trading Country	Sector Name	Industry Group Name	Market Value, USD (Mil)	Avg Daily Dollar Vol (000), USD	Negative Alert Score, 10 Wks	EPS Rank	RS Rating	A/D Rating
RHC.AU	Ramsay Health Care	Australia	Health Care	Medical-Hospitals	10,610	22,381	6	91	49	E
WRT.FI	Wartsila	Finland	Capital Equipment	Diversified Operations	7,179	19,248	5	57	46	D-
RMS.FR	Hermes Intl.	France	Consumer Cyclical	Apparel-Clothing Mfg	155,887	133,467	5	34	77	E
OR@F.FR	L'Oreal	France	Consumer Staple	Cosmetics/Personal Care	236,627	155,055	5	82	52	E
SY1X.DE	Symrise (Xet)	Germany	Basic Material	Chemicals-Specialty	16,275	38,675	7	81	30	E
PUMX.DE	Puma (Xet)	Germany	Consumer Cyclical	Apparel-Shoes & Rel Mfg	15,730	35,594	6	89	35	E
CPR.IT	Davide Campari Milano	Italy	Consumer Staple	Beverages-Alcoholic	14,392	21,572	5	78	34	E
MARR.IT	Marr	Italy	Retail	Wholesale-Food	1,349	1,146	4	50	21	D+
ALF.SE	Alfa Laval	Sweden	Capital Equipment	Machinery-Gen Industrial	13,568	24,676	5	94	43	E
FUTR.GB	Future	United Kingdom	Consumer Cyclical	Media-Periodicals	4,726	12,803	4	80	78	D-
RKT.GB	Reckitt Benckiser Group	United Kingdom	Consumer Staple	Cosmetics/Personal Care	56,221	86,086	4	12	34	E
ECM.GB	Electrocomp.	United Kingdom	Technology	Elec-Misc Products	6,833	16,488	3	95	56	C

Emerging Markets Highlighted Stocks

Symbol	Name	Trading Country	Sector Name	Industry Group Name	Market Value, USD (Mil)	Avg Daily Dollar Vol (000), USD	Negative Alert Score, 10 Wks	EPS Rank	RS Rating	A/D Rating
ACE.ID	Ace Hardware Indonesia	Indonesia	Retail	Retail/Whlsle-Bldg Prds	1,469	1,284	3	39	19	C-
SBG.KR	Sk Innovation	South Korea	Energy	Oil&Gas-Refining/Mktg	16,222	110,160	3	69	28	D
HRO.KR	Hyundai Rotem	South Korea	Transportation	Transportation-Rail	1,746	12,135	6	47	39	E

U.S. Market

Symbol	Name	Sector Name	Industry Group Name	Market Value, USD (Mil)	Avg Daily Dollar Vol (000), USD	Short Interest, % of Float	Negative Alert Score, 10 Wks	EPS Rank	RS Rating	A/D Rating
SMG	Scotts Miracle-Gro Co	Basic Material	Chemicals-Agricultural	7,876	57,740	0	5	47	19	D-
CMP	Compass Minerals Intl	Basic Material	Chemicals-Basic	1,802	31,110	0	4	31	21	D+
SHW	Sherwin-Williams Co	Basic Material	Chemicals-Paints	74,452	430,561	0	5	64	58	E
AXTA	Axalta Coating Systems	Basic Material	Chemicals-Paints	6,862	61,761	0	7	41	51	E
PPG	P P G Industries	Basic Material	Chemicals-Paints	37,147	205,861	0	6	47	54	D-
RPM	R P M International Inc	Basic Material	Chemicals-Paints	11,352	51,206	0	7	54	51	C-
NEU	Newmarket Corp	Basic Material	Chemicals-Specialty	3,273	16,821	0	5	34	30	D
WDFC	W D 40 Co	Basic Material	Chemicals-Specialty	3,004	19,467	0	4	49	31	C
PAAS	Pan American Silver Corp	Basic Material	Mining-Gold/Silver/Gems	4,873	54,833	0	3	72	22	D
EQX	Equinox Gold Corp	Basic Material	Mining-Gold/Silver/Gems	1,845	11,809	0	5	30	21	D-
AG	First Majestic Silver	Basic Material	Mining-Gold/Silver/Gems	2,800	52,506	0	5	30	19	E
KGC	Kinross Gold Corp	Basic Material	Mining-Gold/Silver/Gems	7,048	98,455	0	3	59	27	D
IAG	Iamgold Corp	Basic Material	Mining-Gold/Silver/Gems	1,287	17,652	0	5	8	31	D+
AEM	Agnico Eagle Mines Ltd	Basic Material	Mining-Gold/Silver/Gems	11,791	115,597	0	5	83	22	D+
SAND	Sandstorm Gold Ltd	Basic Material	Mining-Gold/Silver/Gems	1,189	11,199	0	4	46	30	C-
AGI	Alamos Gold Inc	Basic Material	Mining-Gold/Silver/Gems	2,735	26,996	0	4	84	27	D+
EAF	Grahtech International	Basic Material	Steel-Specialty Alloys	2,760	21,163	0	5	86	27	D-
GVA	Granite Construction Inc	Capital Equipment	Bldg-Heavy Construction	1,663	12,296	0	5	39	41	C-
ROL	Rollins Inc	Capital Equipment	Bldg-Maintenance & Svc	15,322	76,939	0	6	80	28	D+
CRTO	Criteo SA Ads	Capital Equipment	Comml Svcs-Advertising	2,067	13,400	0	3	81	44	D-
EXPO	Exponent Inc	Capital Equipment	Comml Svcs-Consulting	4,546	19,887	0	6	83	24	D-
MMS	Maximus Inc	Capital Equipment	Comml Svcs-Consulting	4,696	32,685	0	4	55	34	C-
AL	Air Lease Corp	Capital Equipment	Comml Svcs-Leasing	4,883	51,412	0	4	42	39	D-
CSGP	Costar Group Inc	Capital Equipment	Comml Svcs-Market Rsrch	28,025	141,036	0	3	85	26	E
NLSN	Nielsen Holdings plc	Capital Equipment	Comml Svcs-Market Rsrch	6,780	70,538	0	3	63	25	D-
UNF	Unifirst Corp	Capital Equipment	Comml Svcs-Outsourcing	2,794	12,765	0	5	57	27	D-
JOBS	Fifty One Job Inc Ads	Capital Equipment	Comml Svcs-Staffing	3,142	17,646	0	4	39	20	D-
PACK	Ranpak Holdings Cl A	Capital Equipment	Containers/Packaging	2,197	13,889	0	4	45	70	D-
HON	Honeywell International	Capital Equipment	Diversified Operations	134,339	700,164	0	6	63	32	E
MDU	M D U Resources Group	Capital Equipment	Diversified Operations	5,619	28,071	0	3	66	47	B-
PHG	Koninklijke Philips ADR	Capital Equipment	Diversified Operations	31,346	75,387	0	7	55	17	D-
MMM	Three M Company	Capital Equipment	Diversified Operations	93,168	444,495	0	6	52	30	E
JCI	Johnson Controls Intl	Capital Equipment	Diversified Operations	48,506	257,562	0	3	70	76	E
ROK	Rockwell Automation Inc	Capital Equipment	Electrical-Power/Equipmt	32,693	190,218	0	7	64	54	E
VRT	Vertiv Holdings Llc	Capital Equipment	Electrical-Power/Equipmt	8,083	55,731	0	7	70	41	C

Symbol	Name	Sector Name	Industry Group Name	Market Value, USD (Mil)	Avg Daily Dollar Vol (000), USD	Short Interest, % of Float	Negative Alert Score, 10 Wks	EPS Rank	RS Rating	A/D Rating
BWXT	B W X Technologies Inc	Capital Equipment	Electrical-Power/Equipmt	4,270	39,297	0	6	64	24	E
ESE	E S C O Technologies Inc	Capital Equipment	Machinery-Gen Industrial	1,926	11,081	0	3	53	21	D
FTV	Fortive Corporation	Capital Equipment	Machinery-Gen Industrial	23,659	165,821	0	5	63	34	D-
TT	Trane Technologies plc	Capital Equipment	Machinery-Gen Industrial	38,080	250,438	0	8	69	35	E
AIMC	Altra Industrial Motion	Capital Equipment	Machinery-Gen Industrial	3,166	12,383	0	5	79	25	D-
OTIS	Otis Worldwide Corp	Capital Equipment	Machinery-Gen Industrial	35,320	210,690	0	4	65	80	C
IEX	Ilex Corp	Capital Equipment	Machinery-Gen Industrial	14,980	77,273	0	6	78	32	E
MIR	Mirion Technologies Cl A	Capital Equipment	Machinery-Gen Industrial	1,800	11,582	0	4	25	22	D+
XYL	Xylem Inc	Capital Equipment	Machinery-Tools & Rel	17,046	125,434	0	8	44	22	D-
KMT	Kennametal Inc	Capital Equipment	Machinery-Tools & Rel	2,812	16,941	0	5	69	30	C
ROCK	Gibraltar Industries Inc	Capital Equipment	Metal Proc & Fabrication	1,720	10,214	0	4	69	16	C
TKR	Timken Co	Capital Equipment	Metal Proc & Fabrication	5,171	41,494	0	5	66	30	C
ROLL	R B C Bearings Inc	Capital Equipment	Metal Proc & Fabrication	5,367	26,139	0	7	56	26	D+
KALU	Kaiser Aluminum Corp	Capital Equipment	Metal Proc & Fabrication	1,577	11,399	0	4	68	28	C
MEG	Montrose Environmentl Gp	Capital Equipment	Pollution Control	1,432	11,329	0	7	31	26	E
ALRM	Alarm.com Holdings Inc	Capital Equipment	Security/Sfty	3,651	17,560	0	5	90	25	D+
FSS	Federal Signal Corp	Capital Equipment	Security/Sfty	2,300	10,206	0	6	88	34	D-
CMI	Cummins Inc	Capital Equipment	Trucks & Parts-Hvy Duty	32,460	251,094	0	6	53	39	D-
OSK	Oshkosh Corporation	Capital Equipment	Trucks & Parts-Hvy Duty	7,905	66,730	0	6	36	64	E
LEVI	Levi Strauss & Co Cl A	Consumer Cyclical	Apparel-Clothing Mfg	2,351	38,753	0	7	70	37	D-
PVH	P V H Corp	Consumer Cyclical	Apparel-Clothing Mfg	7,298	119,934	0	7	74	39	D
CRI	Carters Inc	Consumer Cyclical	Apparel-Clothing Mfg	4,049	44,810	0	7	65	37	C-
UAA	Under Armour Inc Cl A	Consumer Cyclical	Apparel-Clothing Mfg	3,836	117,332	0	6	60	27	C-
VFC	V F Corp	Consumer Cyclical	Apparel-Clothing Mfg	24,765	204,439	0	6	65	24	E
HBI	Hanesbrands Inc	Consumer Cyclical	Apparel-Clothing Mfg	5,661	93,536	0	7	54	30	D-
UA	Under Armour Inc Cl C	Consumer Cyclical	Apparel-Clothing Mfg	4,446	46,657	0	6	60	30	E
WWW	Wolverine World Wide Inc	Consumer Cyclical	Apparel-Shoes & Rel Mfg	2,241	14,712	0	5	77	21	D+
NKE	Nike Inc Cl B	Consumer Cyclical	Apparel-Shoes & Rel Mfg	186,951	883,586	0	5	62	41	D+
DECK	Deckers Outdoor Corp	Consumer Cyclical	Apparel-Shoes & Rel Mfg	8,620	114,169	0	8	79	25	D-
GM	General Motors Company	Consumer Cyclical	Auto Manufacturers	74,544	1,072,845	0	5	27	34	E
APTIV	Aptiv Plc	Consumer Cyclical	Auto/Truck-Original Eqp	37,821	238,587	0	9	19	31	D
VC	Visteon Corporation	Consumer Cyclical	Auto/Truck-Original Eqp	2,910	25,331	0	4	24	28	C
MGA	Magna International Inc	Consumer Cyclical	Auto/Truck-Original Eqp	24,911	101,291	0	4	41	54	D-
XPEL	Xpel Inc	Consumer Cyclical	Auto/Truck-Replace Parts	1,640	10,701	0	7	96	26	E
LII	Lennox International Inc	Consumer Cyclical	Bldg-A/C & Heating Prds	9,955	78,744	0	7	58	30	E
MAS	Masco Corp	Consumer Cyclical	Bldg-Constr Prds/Misc	14,288	131,558	0	5	68	58	D-
SWIM	Latham Group Inc	Consumer Cyclical	Bldg-Constr Prds/Misc	2,158	16,778	0	6	8	22	E

Symbol	Name	Sector Name	Industry Group Name	Market Value, USD (Mil)	Avg Daily Dollar Vol (000), USD	Short Interest, % of Float	Negative Alert Score, 10 Wks	EPS Rank	RS Rating	A/D Rating
MHK	Mohawk Industries Inc	Consumer Cyclical	Bldg-Constr Prds/Misc	10,528	89,625	0	6	71	28	C-
JELD	Jeld-Wen Holding Inc	Consumer Cyclical	Bldg-Constr Prds/Misc	2,341	14,953	0	4	54	30	D+
SWK	Stanley Black & Decker	Consumer Cyclical	Bldg-Hand Tools	27,571	255,346	0	7	69	31	D
SONO	Sonos Inc	Consumer Cyclical	Consumer Prod-Electronic	3,756	70,281	0	5	30	24	D+
GRMN	Garmin Ltd	Consumer Cyclical	Consumer Prod-Electronic	24,644	127,825	0	8	84	34	D-
GPRO	Gopro Inc Cl A	Consumer Cyclical	Consumer Prod-Electronic	1,166	24,836	0	8	50	51	C
ENR	Energizer Holdings Inc	Consumer Cyclical	Consumer Prod-Specialty	2,287	23,663	0	5	54	24	D
LOPE	Grand Canyon Education	Consumer Cyclical	Consumer Svcs-Education	3,193	32,956	0	5	71	39	C+
WHR	Whirlpool Corp	Consumer Cyclical	Hsehold-Appliances/Wares	12,427	142,512	0	7	59	39	E
NFLX	Nefflix Inc	Consumer Cyclical	Leisure-Movies & Related	179,290	3,177,230	0	8	95	19	C-
GOLF	Acushnet Holdings Corp	Consumer Cyclical	Leisure-Products	3,450	11,030	0	6	79	32	E
YETI	Yeti Holdings Inc	Consumer Cyclical	Leisure-Products	6,073	77,451	0	7	82	19	E
WMG	Warner Music Group Cl A	Consumer Cyclical	Leisure-Services	4,884	51,158	0	4	96	47	D-
DIS	Walt Disney Company	Consumer Cyclical	Media-Diversified	278,750	1,842,363	0	4	68	25	D-
BFB	Brown Forman Corp Cl B	Consumer Staple	Beverages-Alcoholic	20,943	75,578	0	5	48	39	D
FIZZ	National Beverage Corp	Consumer Staple	Beverages-Non-Alcoholic	4,211	12,470	0	6	56	35	C
KMB	Kimberly-Clark Corp	Consumer Staple	Cosmetics/Personal Care	44,026	259,388	0	4	48	58	D-
HELE	Helen Of Troy Ltd	Consumer Staple	Cosmetics/Personal Care	4,920	33,907	0	7	65	32	D
HLF	Herbalife Nutrition Ltd	Consumer Staple	Cosmetics/Personal Care	4,714	50,665	0	4	83	31	D-
IFF	Intl Flavors & Fragrance	Consumer Staple	Cosmetics/Personal Care	35,871	194,126	0	5	37	35	C-
INGR	Ingredion Inc	Consumer Staple	Food-Grain & Related	5,822	35,030	0	7	38	39	D+
BRFS	B R F S A Adr	Consumer Staple	Food-Meat Products	2,966	11,304	0	5	8	25	E
SXT	Sensient Technologies Cp	Consumer Staple	Food-Misc Preparation	3,563	18,206	0	6	57	44	E
POST	Post Holdings Inc	Consumer Staple	Food-Packaged	6,709	46,715	0	6	26	64	E
LANC	Lancaster Colony Corp	Consumer Staple	Food-Packaged	4,329	16,014	0	5	54	34	D-
THS	Treehouse Foods Inc	Consumer Staple	Food-Packaged	1,987	16,321	0	5	32	27	E
FRPT	Freshpet Inc	Consumer Staple	Food-Packaged	4,184	59,711	0	6	8	17	D-
K	Kellogg Company	Consumer Staple	Food-Packaged	21,723	142,811	0	6	61	54	E
CLX	Clorox Co	Consumer Staple	Soap & Cng Preparatns	17,523	226,628	0	4	35	25	D
ECL	Ecolab Inc	Consumer Staple	Soap & Cng Preparatns	54,789	244,839	0	7	77	27	D-
BEP	Brookfield Ren Prtnrs LP	Energy	Energy-Alternative/Other	9,507	17,524	0	5	54	32	C-
AY	Atlantica Sust Infra plc	Energy	Energy-Alternative/Other	3,683	19,684	0	5	14	30	E
GPPE	Green Plains Inc	Energy	Energy-Alternative/Other	1,817	27,757	0	4	23	70	D+
ORA	Ormat Technologies Inc	Energy	Energy-Alternative/Other	3,838	24,043	0	3	46	30	C-
NEP	Nextera Energy Prtn Lp	Energy	Energy-Alternative/Other	5,684	38,640	0	5	9	47	E
FSLR	First Solar Inc	Energy	Energy-Solar	7,748	101,932	0	6	32	22	C
GTLS	Chart Industries Inc	Energy	Oil&Gas-Machinery/Equip	4,543	59,189	0	8	82	19	D

Symbol	Name	Sector Name	Industry Group Name	Market Value, USD (Mil)	Avg Daily Dollar Vol (000), USD	Short Interest, % of Float	Negative Alert Score, 10 Wks	EPS Rank	RS Rating	A/D Rating
UGI	U G I Corp Hldg Co	Energy	Oil&Gas-Refining/Mktg	8,296	52,202	0	7	35	37	E
SWN	Southwestern Energy Co	Energy	Oil&Gas-U S Expl&Prod	4,819	114,579	0	7	93	47	C
DEN	Denbury Inc	Energy	Oil&Gas-U S Expl&Prod	3,441	36,856	0	2	98	89	D-
LOB	Live Oak Bancshares Inc	Financial	Banks-Southeast	2,762	24,276	0	8	57	51	E
FCNCA	First Citizens Bancshs A	Financial	Banks-Southeast	7,096	129,927	0	7	75	58	C+
RNST	Renasant Corporation	Financial	Banks-Southeast	2,036	11,118	0	5	55	37	D-
GDOT	Green Dot Corp	Financial	Finance-CrdtCard/PmtPr	1,834	16,000	0	5	81	16	E
MKTX	Marketaxess Holdings Inc	Financial	Finance-Invest Bnk/Bkrs	14,098	109,884	0	5	65	26	C
CNNE	Cannae Holdings Inc	Financial	Finance-Investment Mgmt	2,633	19,414	0	4	53	26	D+
CODI	Compass Diversified	Financial	Finance-Investment Mgmt	1,680	12,319	0	6	8	51	C
PJT	P J T Partners Inc Cl A	Financial	Finance-Investment Mgmt	1,574	11,626	0	8	51	27	E
HASI	Hannon Armstrong Sus Inf	Financial	Finance-Mortgage REIT	3,556	28,610	0	6	83	21	D+
PFSI	Pennymac Financial Svcs	Financial	Finance-Mrtg&Rel Svc	3,599	39,448	0	5	58	44	D-
EQC	Equity Commonwealth	Financial	Finance-Property REIT	3,145	27,076	0	4	3	51	C-
PGRE	Paramount Group Inc	Financial	Finance-Property REIT	1,995	16,944	0	4	29	44	C-
JBGS	JBG Smith Properties	Financial	Finance-Property REIT	3,566	24,527	0	5	61	32	D
RADI	Radius Global Infra Cl A	Financial	Finance-Property REIT	1,022	12,446	0	7	33	30	D
AKR	Acadia Realty Trust	Financial	Finance-Property REIT	1,797	11,293	0	7	40	58	E
MAC	Macerich Co	Financial	Finance-Property REIT	3,668	48,614	0	6	58	64	D+
AIV	Apartment Invt & Mgmt Co	Financial	Finance-Property REIT	1,050	11,130	0	4	8	76	C
COLD	Americold Realty Trust	Financial	Finance-Property REIT	7,582	58,060	0	5	10	27	D
FISV	Fiserv Inc	Financial	Financial Svcs-Specialty	66,304	418,284	0	4	92	47	E
TRUP	Trupanion Inc	Financial	Insurance-Acc & Health	3,946	44,451	0	4	3	41	E
ERIE	Erie Indemnity Co	Financial	Insurance-Brokers	8,652	16,244	0	5	60	28	D+
KMPR	Kemper Corporation	Financial	Insurance-Prop/Cas/Titl	3,366	20,024	0	5	8	22	C
GSHD	Goosehead Insurance Cl A	Financial	Insurance-Prop/Cas/Titl	1,983	19,143	0	4	31	22	C+
MODV	Modivcare Inc	Health Care	Comml Svcs-Healthcare	1,534	9,017	0	6	62	17	E
INCY	Incyte Corporation	Health Care	Medical-Biomed/Biotech	14,903	158,956	0	5	34	39	D
OCUL	Ocular Therapeutix Inc	Health Care	Medical-Biomed/Biotech	442	3,978	0	5	28	10	B-
BPMC	Blueprint Medicines Corp	Health Care	Medical-Biomed/Biotech	4,994	44,016	0	6	16	25	C
YMAB	Y-mabs Therapeutics Inc	Health Care	Medical-Biomed/Biotech	313	3,079	0	6	39	1	D-
BBIO	Bridgebio Pharma Inc	Health Care	Medical-Biomed/Biotech	1,456	47,497	0	6	25	1	C-
EPZM	Epizyme Inc	Health Care	Medical-Biomed/Biotech	186	5,528	0	5	18	1	A
BLUE	Bluebird Bio Inc	Health Care	Medical-Biomed/Biotech	516	17,936	0	4	8	4	D-
IRWD	Ironwood Pharma Cl A	Health Care	Medical-Biomed/Biotech	1,848	26,517	0	6	66	44	C
RVMD	Revolution Medicines Inc	Health Care	Medical-Biomed/Biotech	1,673	11,505	0	5	11	16	C-
ALKS	Alkermes Plc	Health Care	Medical-Biomed/Biotech	3,900	26,603	0	6	81	47	C

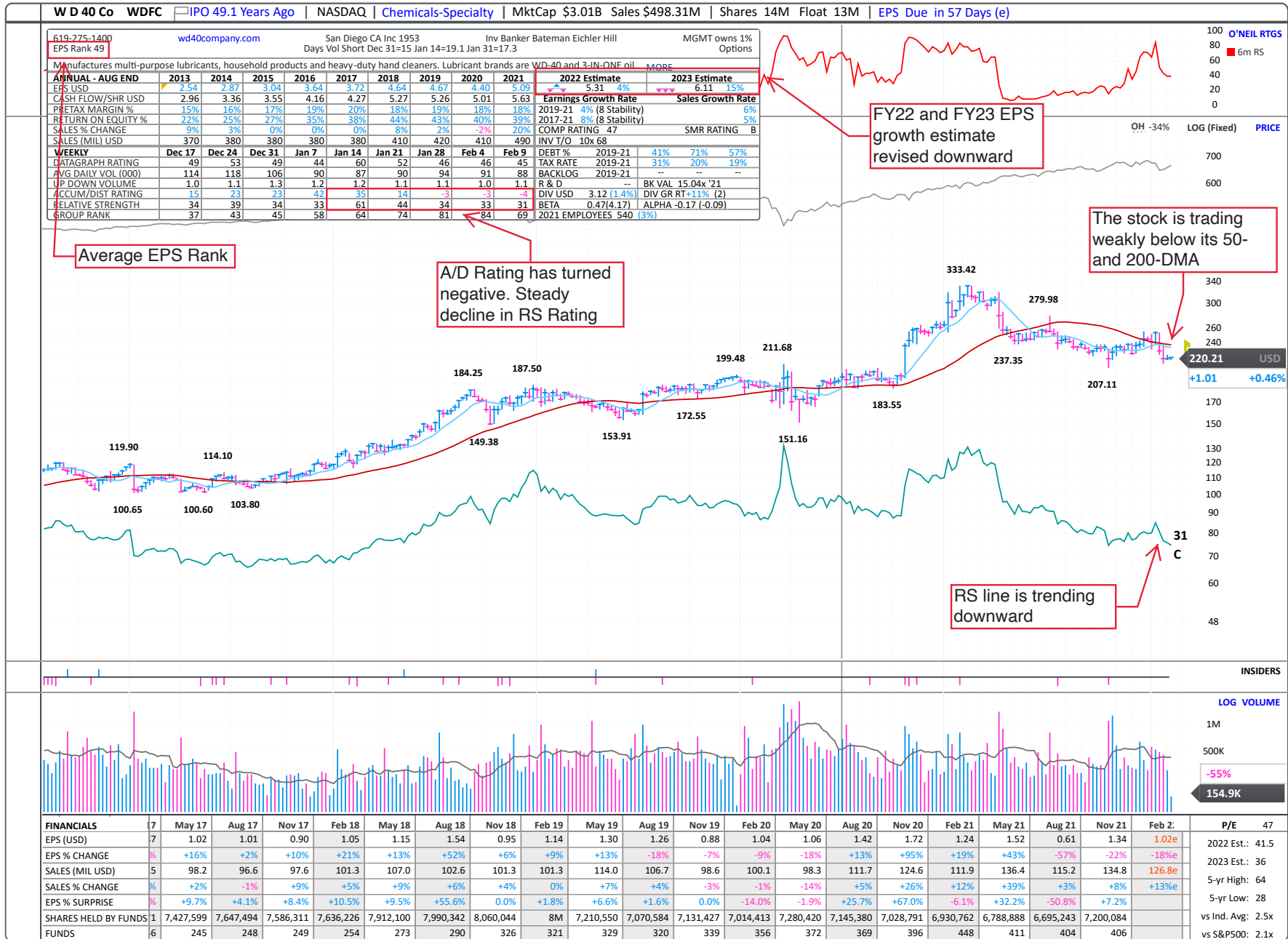
Symbol	Name	Sector Name	Industry Group Name	Market Value, USD (Mil)	Avg Daily Dollar Vol (000), USD	Short Interest, % of Float	Negative Alert Score, 10 Wks	EPS Rank	RS Rating	A/D Rating
GILD	Gilead Sciences Inc	Health Care	Medical-Biomed/Biotech	78,744	561,534	0	6	38	39	D-
AZTA	Azenta Inc	Health Care	Medical-Biomed/Biotech	6,873	57,812	0	6	37	47	C+
LEGN	Legend Biotech Corp Ads	Health Care	Medical-Biomed/Biotech	5,914	32,149	0	5	13	87	C+
SGEN	Seagen Inc	Health Care	Medical-Biomed/Biotech	22,017	137,097	0	7	8	28	B-
ADVM	Adverum Biotechnologies	Health Care	Medical-Biomed/Biotech	152	2,179	0	5	15	8	B+
ZNTL	Zentalis Pharmaceuticals	Health Care	Medical-Biomed/Biotech	2,511	16,710	0	6	32	44	B+
CGEN	Compugen Ltd	Health Care	Medical-Biomed/Biotech	280	3,508	0	4	25	6	C-
SRPT	Sarepta Therapeutics Inc	Health Care	Medical-Biomed/Biotech	7,038	85,619	0	4	36	41	C-
SGMO	Sangamo Therapeutics Inc	Health Care	Medical-Biomed/Biotech	902	8,930	0	6	6	10	D+
HZNP	Horizon Therap Public	Health Care	Medical-Biomed/Biotech	22,212	141,483	0	8	84	64	D
TGTX	TG Therapeutics Inc	Health Care	Medical-Biomed/Biotech	1,552	32,297	0	5	25	2	B-
AGIO	Agios Pharmaceuticals	Health Care	Medical-Biomed/Biotech	1,746	21,168	0	5	16	16	C+
ASND	Ascendis Pharma A/S Ads	Health Care	Medical-Biomed/Biotech	7,201	33,325	0	5	27	31	D-
ZYME	Zymeworks inc	Health Care	Medical-Biomed/Biotech	444	9,071	0	6	16	1	D-
MRSN	Mersana Therapeutics Inc	Health Care	Medical-Biomed/Biotech	351	7,554	0	6	3	3	B
ZLAB	Zai Lab Limited Ads	Health Care	Medical-Biomed/Biotech	5,227	36,659	0	5	13	6	D
ADPT	Adaptive Biotechnologies	Health Care	Medical-Biomed/Biotech	2,485	17,739	0	5	12	6	C+
RCKT	Rocket Pharmaceuticals	Health Care	Medical-Biomed/Biotech	1,324	10,775	0	5	13	7	B+
ALLO	Allogene Therapeutics	Health Care	Medical-Biomed/Biotech	1,563	17,585	0	5	22	7	C
GMAB	Genmab A/S Ads	Health Care	Medical-Biomed/Biotech	22,686	19,080	0	7	84	27	C
DNLI	Denali Therapeutics Inc	Health Care	Medical-Biomed/Biotech	4,659	23,750	0	5	20	17	A-
BTAI	Bioxcel Therapeutics Inc	Health Care	Medical-Biomed/Biotech	544	5,778	0	5	26	10	B-
MRK	Merck & Co Inc	Health Care	Medical-Ethical Drugs	192,830	1,085,165	0	5	86	58	D-
CYH	Community Health System	Health Care	Medical-Hospitals	1,791	15,204	0	4	43	64	C+
SEM	Select Medical Holdings	Health Care	Medical-Hospitals	3,225	20,212	0	6	90	18	E
OSH	Oak Street Health Inc	Health Care	Medical-Long-term Care	4,635	49,226	0	6	1	3	C-
PGNY	Progyny Inc	Health Care	Medical-Managed Care	3,714	32,521	0	8	70	22	C
ONEM	1Life Healthcare Inc	Health Care	Medical-Managed Care	2,292	33,118	0	6	6	4	E
ACCD	Accolade Inc	Health Care	Medical-Managed Care	1,517	24,451	0	6	32	9	D
MD	Mednax Inc	Health Care	Medical-Outpnt/Hm Care	2,169	9,768	0	6	60	26	D
ACHC	Acadia Healthcare Inc	Health Care	Medical-Outpnt/Hm Care	4,867	23,354	0	5	52	30	B-
AHCO	Adaptihealth Corp Cl A	Health Care	Medical-Outpnt/Hm Care	2,474	16,168	0	5	67	16	C+
STAA	Staar Surgical Co	Health Care	Medical-Products	3,861	28,514	0	4	97	16	D
PEN	Penumbra Inc	Health Care	Medical-Products	8,909	44,736	0	6	70	32	C
ABMD	Abiomed Inc	Health Care	Medical-Products	14,325	127,379	0	8	73	54	B-
ALGN	Align Technology Inc	Health Care	Medical-Products	43,282	451,329	0	9	86	27	C+
ZBH	Zimmer Biomet Hldgs Inc	Health Care	Medical-Products	25,164	242,765	0	5	41	25	E

Symbol	Name	Sector Name	Industry Group Name	Market Value, USD (Mil)	Avg Daily Dollar Vol (000), USD	Short Interest, % of Float	Negative Alert Score, 10 Wks	EPS Rank	RS Rating	A/D Rating
MMSI	Merit Medical Systems	Health Care	Medical-Products	3,330	17,991	0	6	90	39	A-
RGEN	Repligen Corp	Health Care	Medical-Products	10,995	87,224	0	6	99	30	C-
SNN	Smith & Nephew Plc Ads	Health Care	Medical-Products	14,768	22,835	0	4	83	30	C-
LUNG	Pulmonx Corporation	Health Care	Medical-Products	1,075	11,081	0	6	7	15	C-
RMD	Resmed Inc	Health Care	Medical-Products	35,706	136,772	0	5	83	80	B
NEOG	Neogen Corp	Health Care	Medical-Products	3,925	18,784	0	8	54	25	E
QGEN	Qiagen Nv	Health Care	Medical-Products	11,405	35,968	0	6	77	54	C+
TXG	10x Genomics Inc Cl A	Health Care	Medical-Products	8,974	91,843	0	6	50	12	C+
FLGT	Fulgent Genetics Inc	Health Care	Medical-Research Eqp/Svc	2,168	38,006	0	6	73	24	D-
OCDX	Ortho Clinical Diag Hldg	Health Care	Medical-Research Eqp/Svc	4,016	29,657	0	6	70	30	B-
TECH	Bio-Techne Corp	Health Care	Medical-Research Eqp/Svc	16,828	109,797	0	8	86	41	B
A	Agilent Technologies Inc	Health Care	Medical-Research Eqp/Svc	43,058	251,383	0	6	91	64	C
VCYT	Veracyte Inc	Health Care	Medical-Research Eqp/Svc	2,329	25,158	0	4	23	17	B-
CTLT	Catalent Inc	Health Care	Medical-Research Eqp/Svc	18,570	124,040	0	8	95	32	C
MEDP	Medpace Holdings Inc	Health Care	Medical-Research Eqp/Svc	6,440	44,604	0	7	96	51	D+
SDGR	Schrodinger Inc	Health Care	Medical-Research Eqp/Svc	1,762	24,296	0	5	5	6	B
CRL	Charles River Labs Intl	Health Care	Medical-Research Eqp/Svc	17,563	134,482	0	7	92	64	C+
NTRA	Natera Inc	Health Care	Medical-Research Eqp/Svc	6,960	79,866	0	7	2	18	E
BIO	Bio Rad Labs Inc Cl A	Health Care	Medical-Research Eqp/Svc	15,823	109,664	0	8	96	41	E
LH	Laboratory Corp Of Amer	Health Care	Medical-Services	27,616	252,894	0	4	84	76	B-
SY	So-Young Intl CL A Ads	Health Care	Medical-Services	233	1,024	0	6	91	4	E
NVTA	Invitae Corporation	Health Care	Medical-Services	2,678	60,671	0	6	20	5	E
BNR	Burning Rock Biotech Ads	Health Care	Medical-Services	767	3,450	0	6	7	5	D-
DGX	Quest Diagnostics Inc	Health Care	Medical-Services	16,650	176,952	0	7	62	54	E
GH	Guardant Health Inc	Health Care	Medical-Services	7,881	91,741	0	5	12	15	C+
PDCO	Patterson Companies Inc	Health Care	Medical-Supplies	2,760	19,313	0	5	47	28	C+
IDXX	Idexx Laboratories Inc	Health Care	Medical-Systems/Equip	45,410	262,821	0	9	89	37	C
WAT	Waters Corp	Health Care	Medical-Systems/Equip	20,447	136,343	0	8	75	68	C+
BRKR	Bruker Corp	Health Care	Medical-Systems/Equip	11,025	82,357	0	7	90	64	B
MASI	Masimo Corp	Health Care	Medical-Systems/Equip	13,042	79,406	0	8	82	32	B-
ISRG	Intuitive Surgical Inc	Health Care	Medical-Systems/Equip	105,134	596,310	0	9	79	41	D-
PLCE	Childrens Place Inc	Retail	Retail-Apparel/Shoes/Acc	1,060	27,275	0	7	74	25	D-
BURL	Burlington Stores Inc	Retail	Retail-Apparel/Shoes/Acc	16,089	184,125	0	7	74	22	D
ROST	Ross Stores Inc	Retail	Retail-Apparel/Shoes/Acc	34,331	231,967	0	6	57	23	D-
FL	Foot Locker Inc	Retail	Retail-Apparel/Shoes/Acc	4,547	90,619	0	5	79	24	D-
URBN	Urban Outfitters Inc	Retail	Retail-Apparel/Shoes/Acc	2,939	55,616	0	7	59	28	D
BBY	Best Buy Co Inc	Retail	Retail-Consumer Elec	24,491	320,766	0	7	89	25	D-

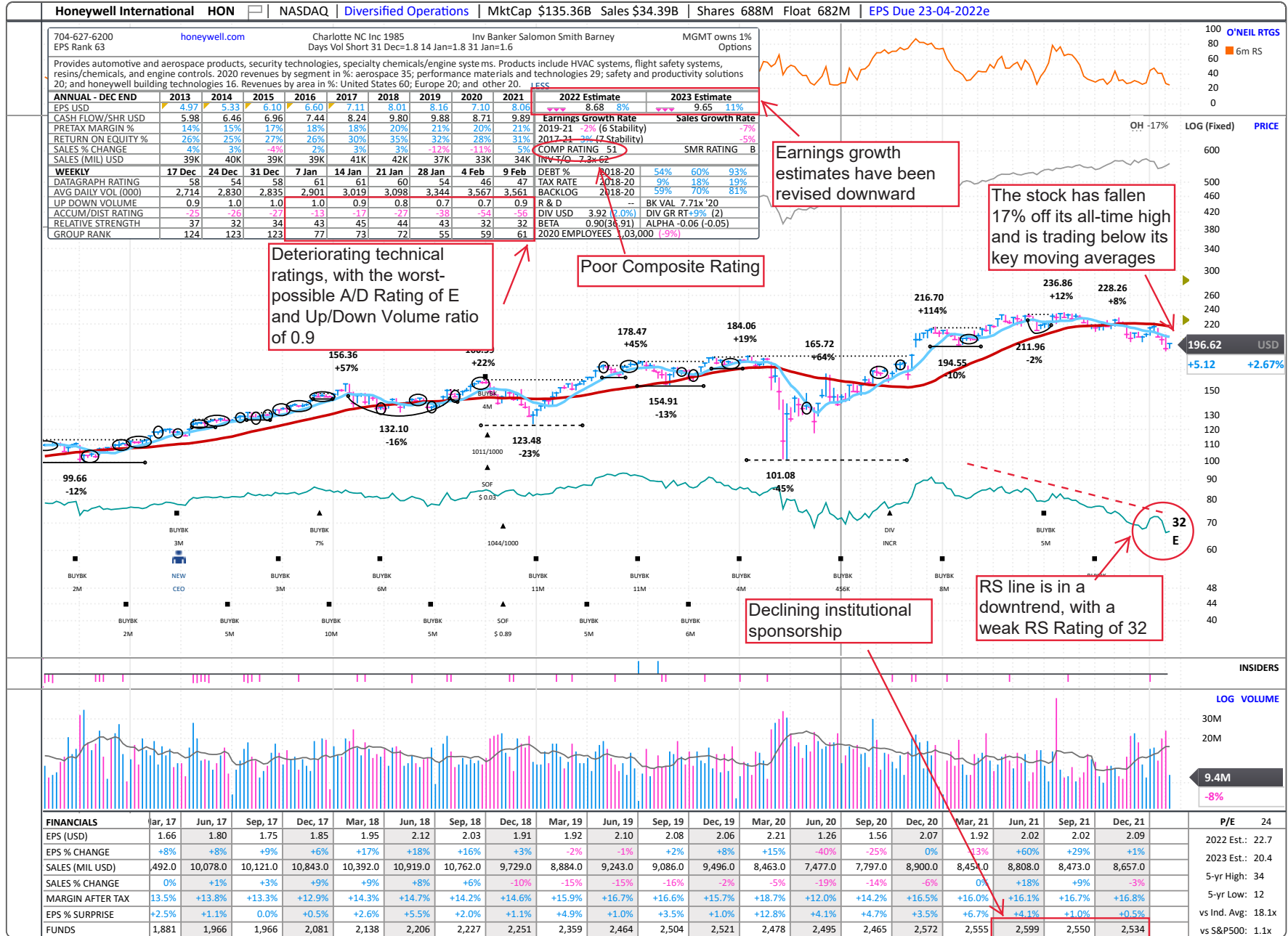
Symbol	Name	Sector Name	Industry Group Name	Market Value, USD (Mil)	Avg Daily Dollar Vol (000), USD	Short Interest, % of Float	Negative Alert Score, 10 Wks	EPS Rank	RS Rating	A/D Rating
BIG	Big Lots Inc	Retail	Retail-Discount&Variety	1,173	39,396	0	6	43	16	E
PRG	PROG Holdings Inc	Retail	Retail-Home Furnishings	2,588	30,465	0	5	64	23	D
RH	R H	Retail	Retail-Home Furnishings	9,375	253,127	0	7	94	17	E
MELI	Mercadolibre Inc	Retail	Retail-Internet	57,020	851,260	0	5	66	17	E
LESL	Leslies Inc	Retail	Retail-Leisure Products	3,936	44,803	0	6	30	26	C
HAYW	Hayward Holdings Inc	Retail	Retail-Leisure Products	4,507	22,353	0	9	70	31	E
WMT	Walmart Inc	Retail	Retail-Major Disc Chains	377,996	1,304,145	0	4	71	44	D
CBRL	Cracker Barrl Old Cnt St	Retail	Retail-Restaurants	3,002	41,179	0	5	71	30	D
DPZ	Dominos Pizza Inc	Retail	Retail-Restaurants	16,098	207,836	0	6	90	51	E
SBUX	Starbucks Corp	Retail	Retail-Restaurants	110,498	840,437	0	8	67	30	E
YUMC	Yum China Holdings Inc	Retail	Retail-Restaurants	21,516	113,274	0	5	30	24	C-
SBH	Sally Beauty Holdings	Retail	Retail-Specialty	1,943	21,896	0	6	55	47	D+
MNRO	Monro Inc	Retail	Retail/Whlsle-Auto Parts	1,514	12,338	0	4	72	19	E
KAR	Kar Auction Svcs Inc	Retail	Retail/Whlsle-Automobile	1,563	27,065	0	5	37	22	D+
HLMN	Hillman Solutions Cp CIA	Retail	Retail/Whlsle-Bldg Prds	1,864	6,237	0	5	4	27	E
SNX	T D Synnex	Retail	Wholesale-Electronics	10,301	37,775	0	6	84	54	B-
CDAY	Ceridian H C M Holding	Technology	Comp Sftwr-Spec Enterprs	11,810	117,076	0	8	37	23	E
IAS	Integral Ad Science Hldg	Technology	Comp Sftwr-Spec Enterprs	3,065	11,312	0	6	2	39	D+
APP	Applovin Corp Cl A	Technology	Comp Sftwr-Spec Enterprs	16,995	143,527	0	3	70	83	D+
DV	Doubleverif Hldgs Inc	Technology	Comp Sftwr-Spec Enterprs	4,664	31,060	0	6	62	26	D
NEWR	New Relic Inc	Technology	Computer Sftwr-Database	5,136	83,112	0	3	14	51	C-
OTEX	Open Text Corp	Technology	Computer Sftwr-Database	12,412	28,937	0	8	63	39	E
MNTV	Momentive Global Inc	Technology	Computer Sftwr-Database	2,472	20,221	0	6	48	21	D+
U	Unity Software Inc	Technology	Computer Sftwr-Design	34,152	565,410	0	7	30	35	D+
BSY	Bentley Systems Class B	Technology	Computer Sftwr-Design	11,255	39,301	0	7	79	20	D-
AZPN	Aspen Technology Inc	Technology	Computer Sftwr-Enterprse	9,659	47,054	0	5	69	47	D-
INFA	Informatica Inc Cl A	Technology	Computer Sftwr-Enterprse	7,128	16,945	0	6	59	44	C+
MANH	Manhattan Associates Inc	Technology	Computer Sftwr-Enterprse	8,461	48,158	0	7	67	31	D-
SAP	S A P Se Adr	Technology	Computer Sftwr-Enterprse	147,913	111,981	0	8	67	34	D-
AVYA	Avaya Holdings Corp	Technology	Computer Sftwr-Enterprse	1,302	19,570	0	4	17	12	C-
NTNX	Nutanix Inc Class A	Technology	Computer Sftwr-Enterprse	5,976	48,704	0	7	41	27	D
CRM	Salesforce.com Inc	Technology	Computer Sftwr-Enterprse	215,823	1,671,295	0	8	76	31	E
FIVN	Five9 Inc	Technology	Computer Sftwr-Enterprse	9,163	166,263	0	5	81	22	C-
KD	Kyndryl Holdings Inc	Technology	Computer Sftwr-Enterprse	3,665	38,761	0	5	7	17	E
DT	Dynatrace Inc	Technology	Computer Sftwr-Enterprse	13,293	138,608	0	8	88	22	D+
NCNO	Ncino Inc	Technology	Computer Sftwr-Financial	4,818	40,955	0	5	7	20	C
CERT	Certara Inc	Technology	Computer Sftwr-Medical	4,551	22,911	0	6	65	25	C+

Symbol	Name	Sector Name	Industry Group Name	Market Value, USD (Mil)	Avg Daily Dollar Vol (000), USD	Short Interest, % of Float	Negative Alert Score, 10 Wks	EPS Rank	RS Rating	A/D Rating
CHNG	Change Healthcare Inc	Technology	Computer Sftwr-Medical	6,391	54,920	0	6	40	37	E
OKTA	Okta Inc Cl A	Technology	Computer Sftwr-Security	29,623	395,122	0	4	8	22	D
PING	Ping Identity Hldg Corp	Technology	Computer Sftwr-Security	1,708	19,585	0	4	74	20	D+
VRSN	Verisign Inc	Technology	Computer Sftwr-Security	23,901	150,027	0	6	68	64	C-
CYBR	Cyberark Software Ltd	Technology	Computer Sftwr-Security	6,135	59,194	0	6	29	39	D+
CRWD	CrowdStrike Holdings A	Technology	Computer Sftwr-Security	39,757	827,817	0	8	70	22	D-
TWKS	Thoughtworks Hldng Cl A	Technology	Computer-Tech Services	7,484	13,853	0	5	56	24	D-
PLXS	Plexus Corp	Technology	Elec-Contract Mfg	2,251	11,540	0	6	64	34	E
TRMB	Trimble Inc	Technology	Elec-Misc Products	17,796	102,788	0	8	78	31	D
ZBRA	Zebra Technologies Corp	Technology	Elec-Misc Products	25,478	187,582	0	6	97	54	C
SWKS	Skyworks Solutions Inc	Technology	Elec-Semiconductor Mfg	23,611	294,991	0	5	66	27	E
MTCH	Match Group Inc	Technology	Internet-Content	32,844	316,120	0	5	18	21	C
FB	Meta Platforms Inc Cl A	Technology	Internet-Content	531,874	7,029,113	0	9	83	19	E
YNDX	Yandex N V Class A	Technology	Internet-Content	16,624	142,036	0	8	24	17	D-
YELP	Yelp Inc	Technology	Internet-Content	2,557	22,766	0	5	70	41	C-
FFIV	F 5 Inc	Technology	Internet-Network Sltns	12,336	136,635	0	7	76	64	D
BRC	Brady Corporation Cl A	Technology	Office Supplies Mfg	2,381	11,067	0	3	65	39	D-
AVY	Avery Dennison Corp	Technology	Office Supplies Mfg	15,620	92,451	0	8	76	34	D-
PL	Planet Labs Pbc	Technology	Telecom Svcs-Cable/Satf	1,614	27,243	0	7	20	13	C
DISH	Dish Network Corp Cl A	Technology	Telecom Svcs-Cable/Satf	9,378	96,408	0	6	56	26	D-
CMCSA	Comcast Corp Cl A	Technology	Telecom Svcs-Cable/Satf	222,548	1,224,670	0	6	87	34	E
IRDM	Iridium Communications	Technology	Telecom Svcs-Wireless	4,603	38,097	0	5	52	24	C
INFN	Infinera Corp	Technology	Telecom-Fiber Optics	1,811	17,949	0	3	33	44	D
UI	Ubiquiti Inc	Technology	Telecom-Infrastructure	15,204	34,705	0	7	72	26	D+
VSAT	Viasat Inc	Technology	Telecom-Infrastructure	3,159	17,956	0	6	28	22	C
EXPD	Expeditors Intl Wash Inc	Transportation	Transportation-Logistics	18,875	147,133	0	5	96	47	E
XPO	X P O Logistics Inc	Transportation	Transportation-Logistics	8,045	100,660	0	6	93	32	C-
CHRW	C H Robinson Worldwide	Transportation	Transportation-Logistics	11,889	115,180	0	4	87	47	D-
CP	Canadian Pacific Railway	Transportation	Transportation-Rail	48,942	429,956	0	3	72	51	D-
NSC	Norfolk Southern Corp	Transportation	Transportation-Rail	65,635	343,929	0	3	85	68	E
WERN	Werner Enterprises Inc	Transportation	Transportation-Truck	2,923	24,625	0	3	86	51	C-
AGR	Avangrid Inc	Utility	Utility-Diversified	17,428	27,636	0	6	57	34	E
ALE	Allete Inc	Utility	Utility-Diversified	3,319	15,508	0	4	43	41	D+
AES	A E S Corp	Utility	Utility-Electric Power	15,181	122,927	0	4	85	37	D+
NEE	Nextera Energy Inc	Utility	Utility-Electric Power	149,054	778,858	0	6	75	41	E
SR	Spire Inc	Utility	Utility-Gas Distribution	3,305	19,547	0	4	51	47	D
AWK	American Water Works Co	Utility	Utility-Water Supply	27,792	136,902	0	6	79	41	E

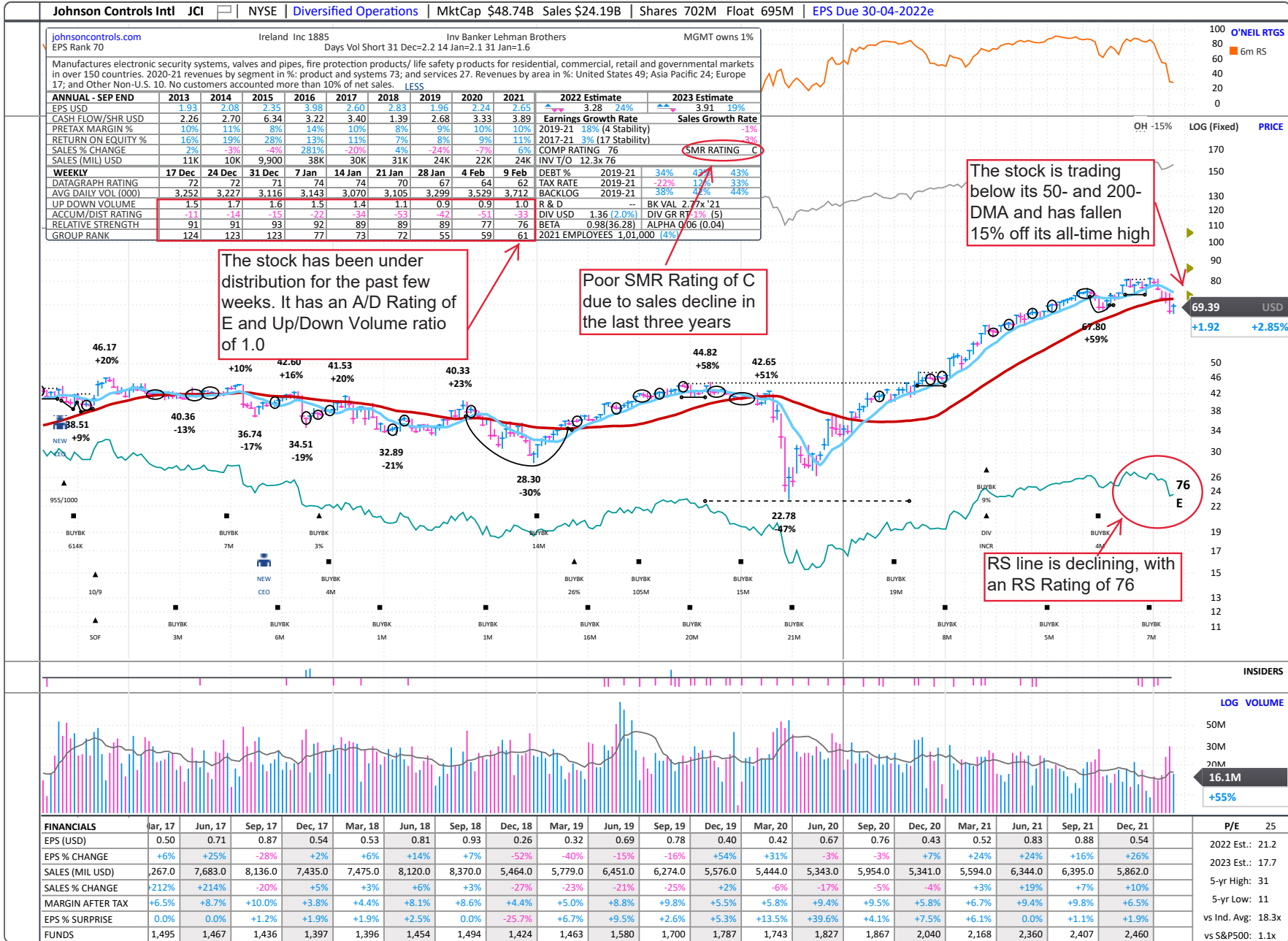
U.S.—Basic Material—Highlighted Laggard



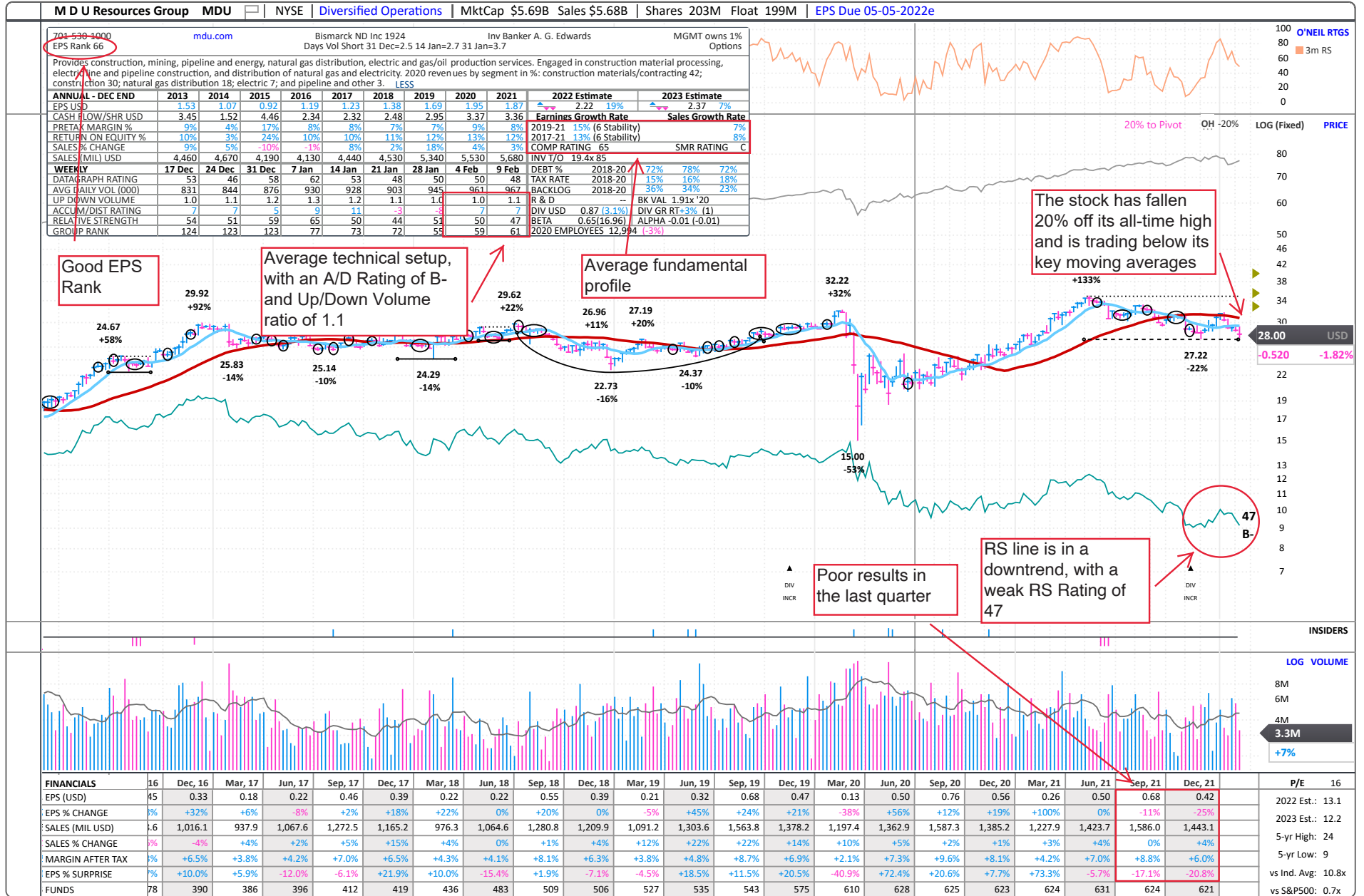
U.S.—Capital Equipment—Highlighted Laggard



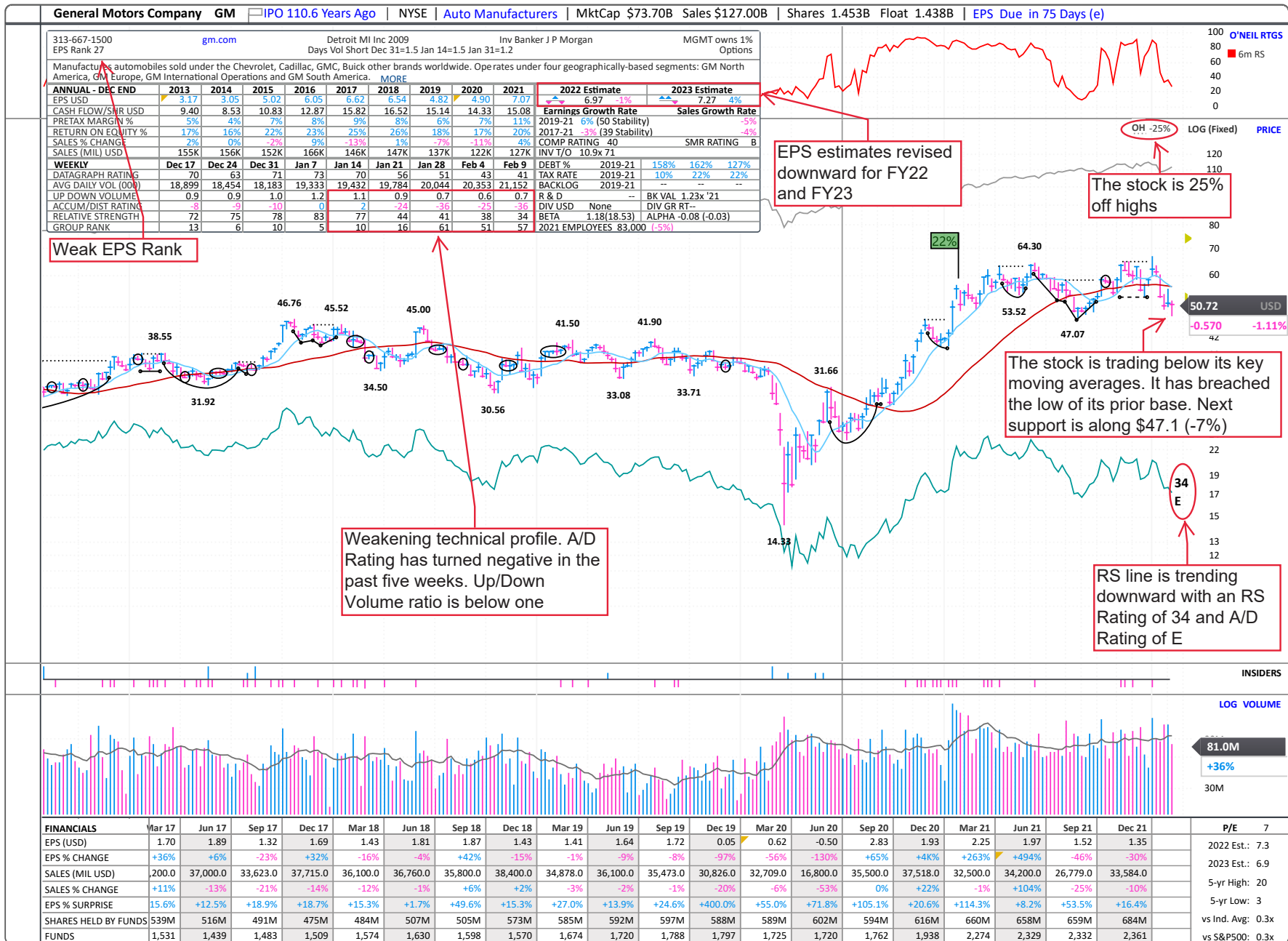
U.S.—Capital Equipment—Highlighted Laggard



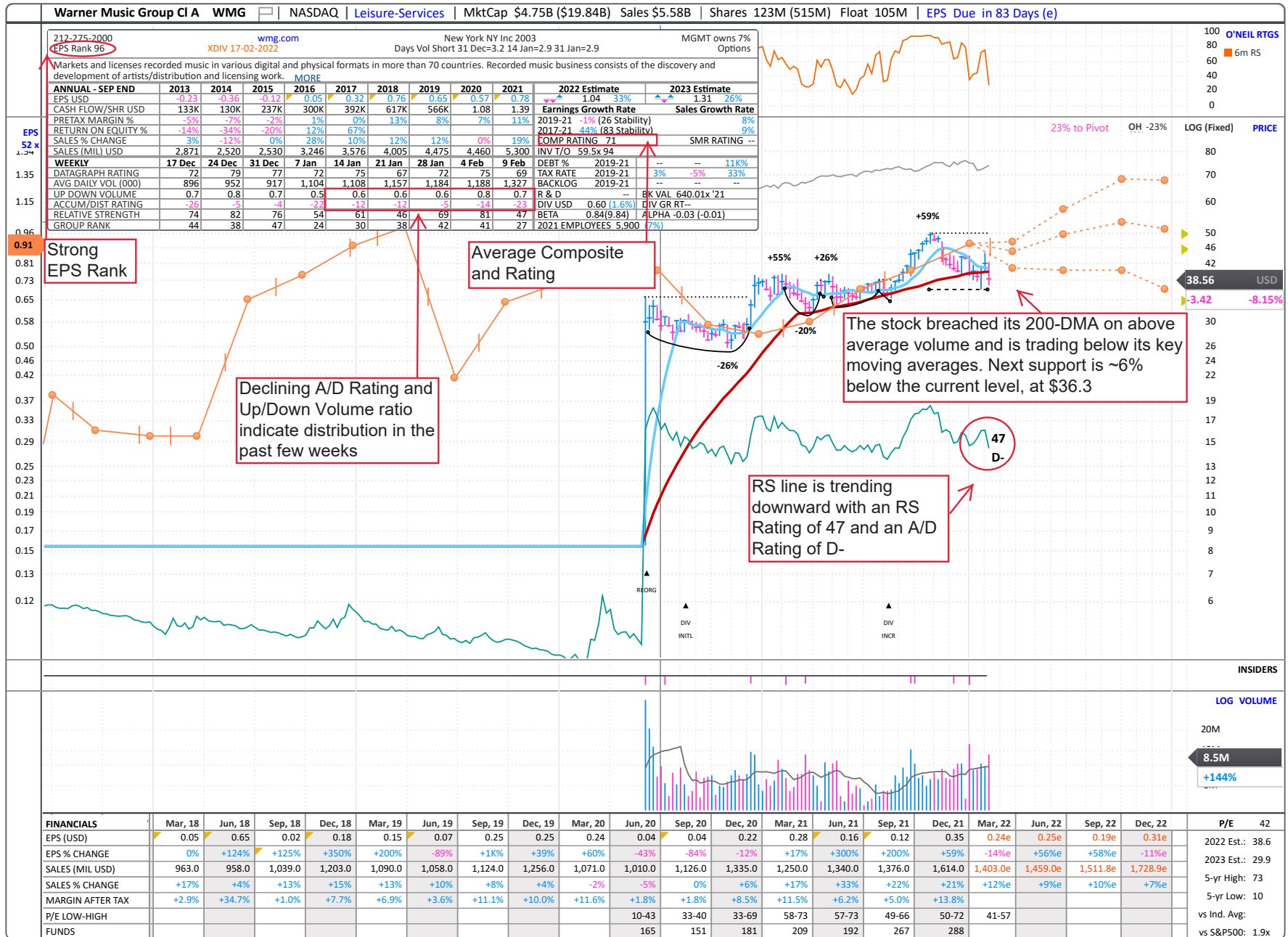
U.S.—Capital Equipment—Highlighted Laggard



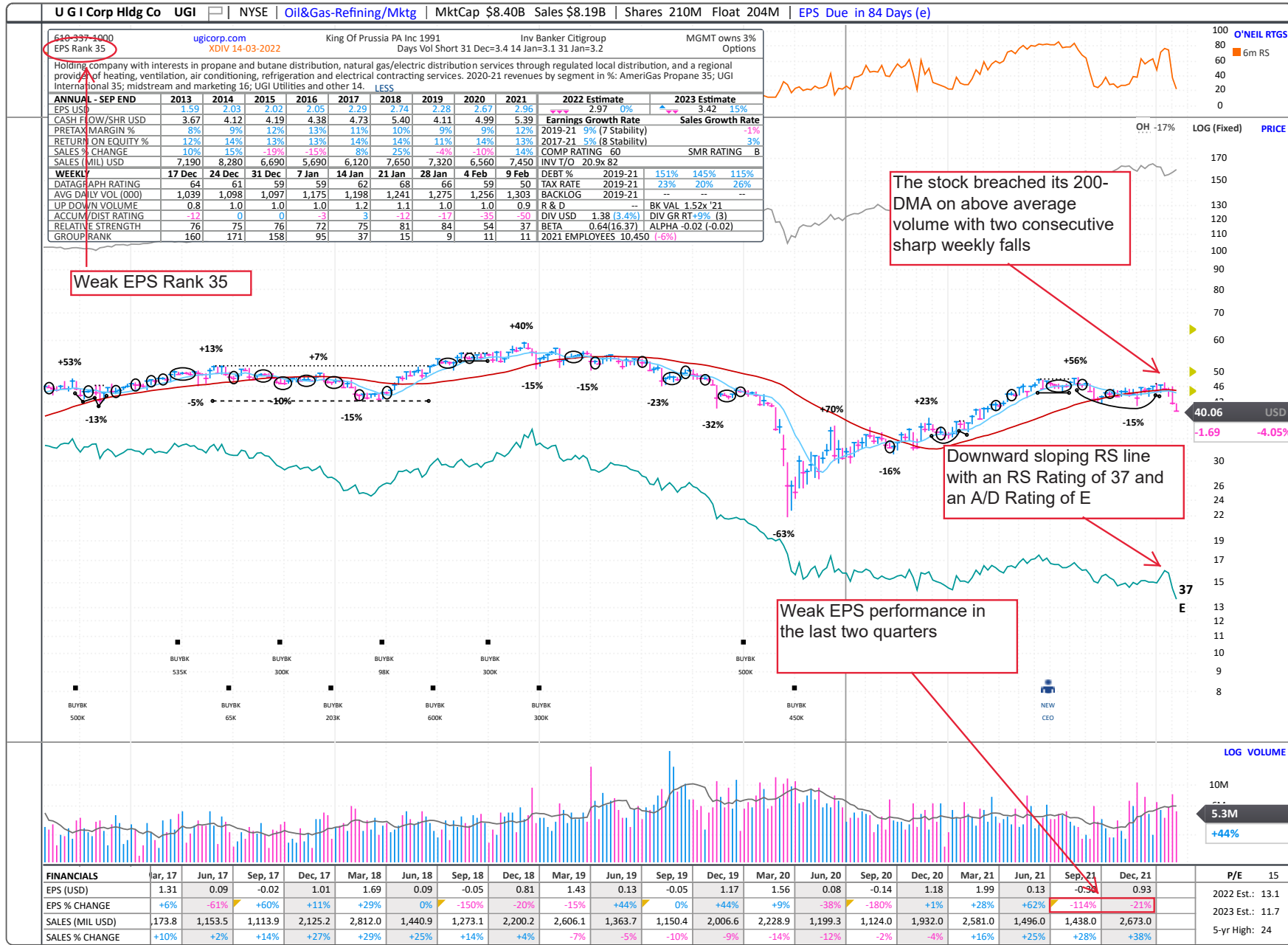
U.S.—Consumer Cyclical—Highlighted Laggard



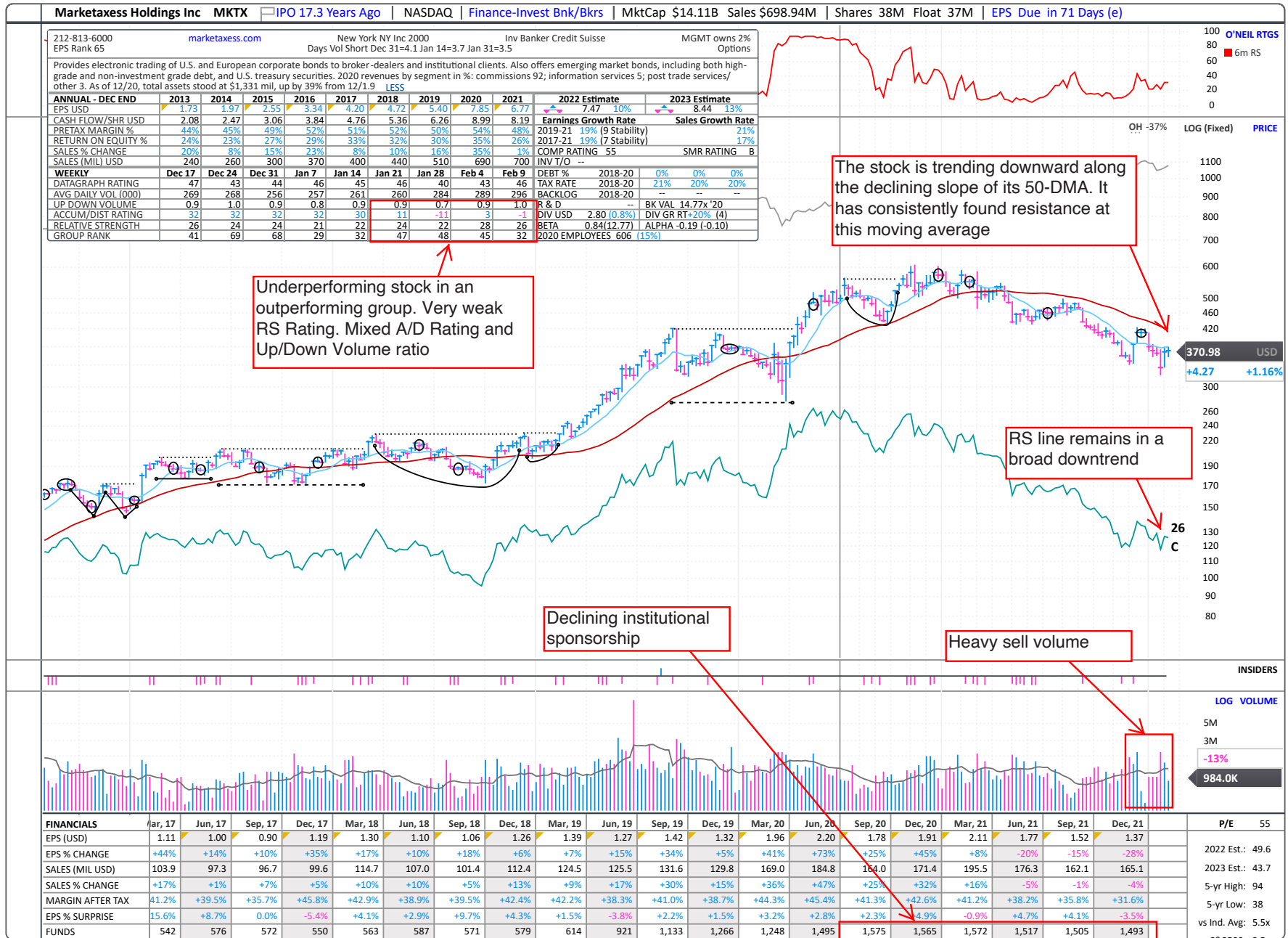
U.S.—Consumer Cyclical—Highlighted Laggard



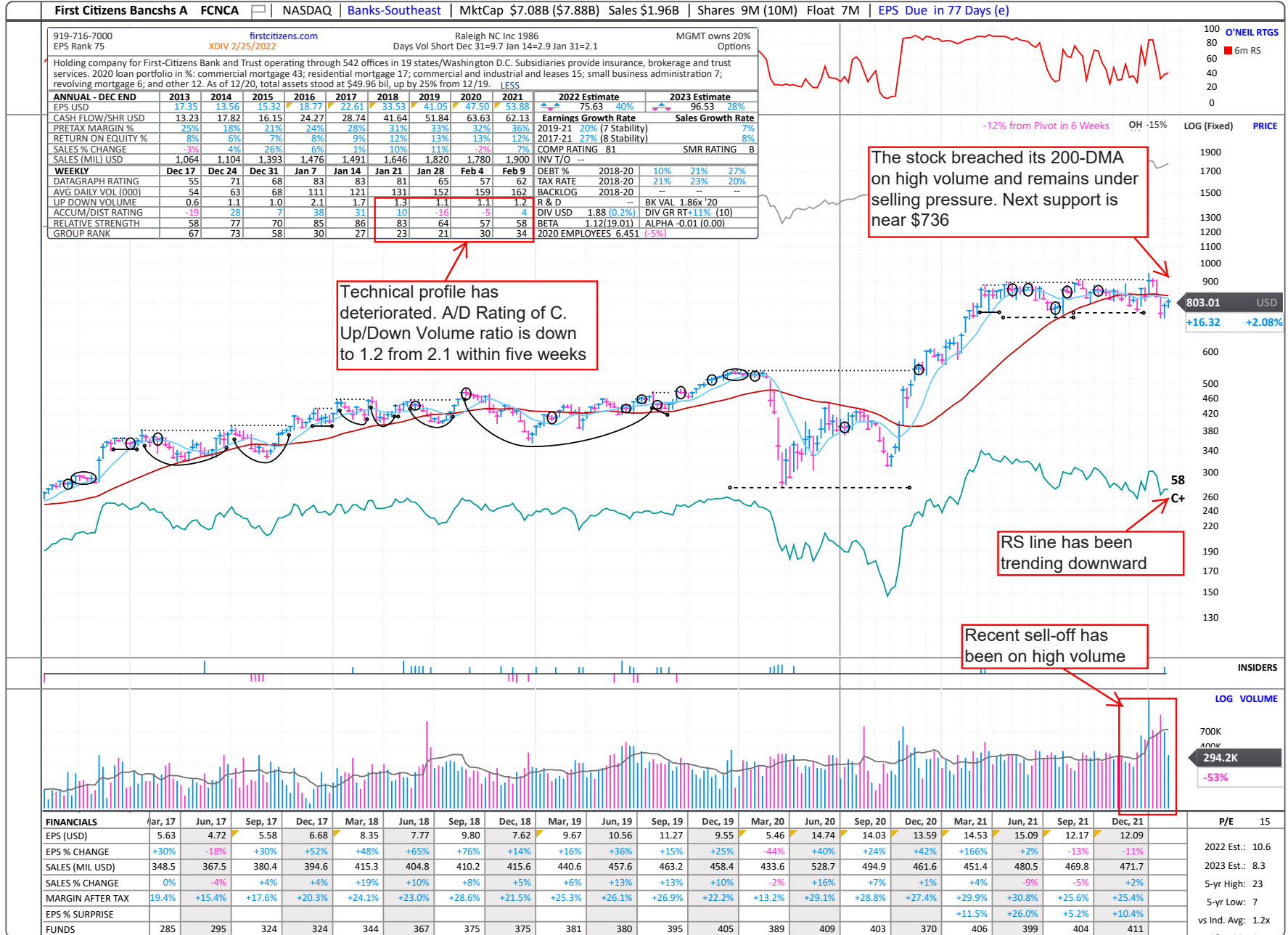
U.S.—Energy—Highlighted Laggard



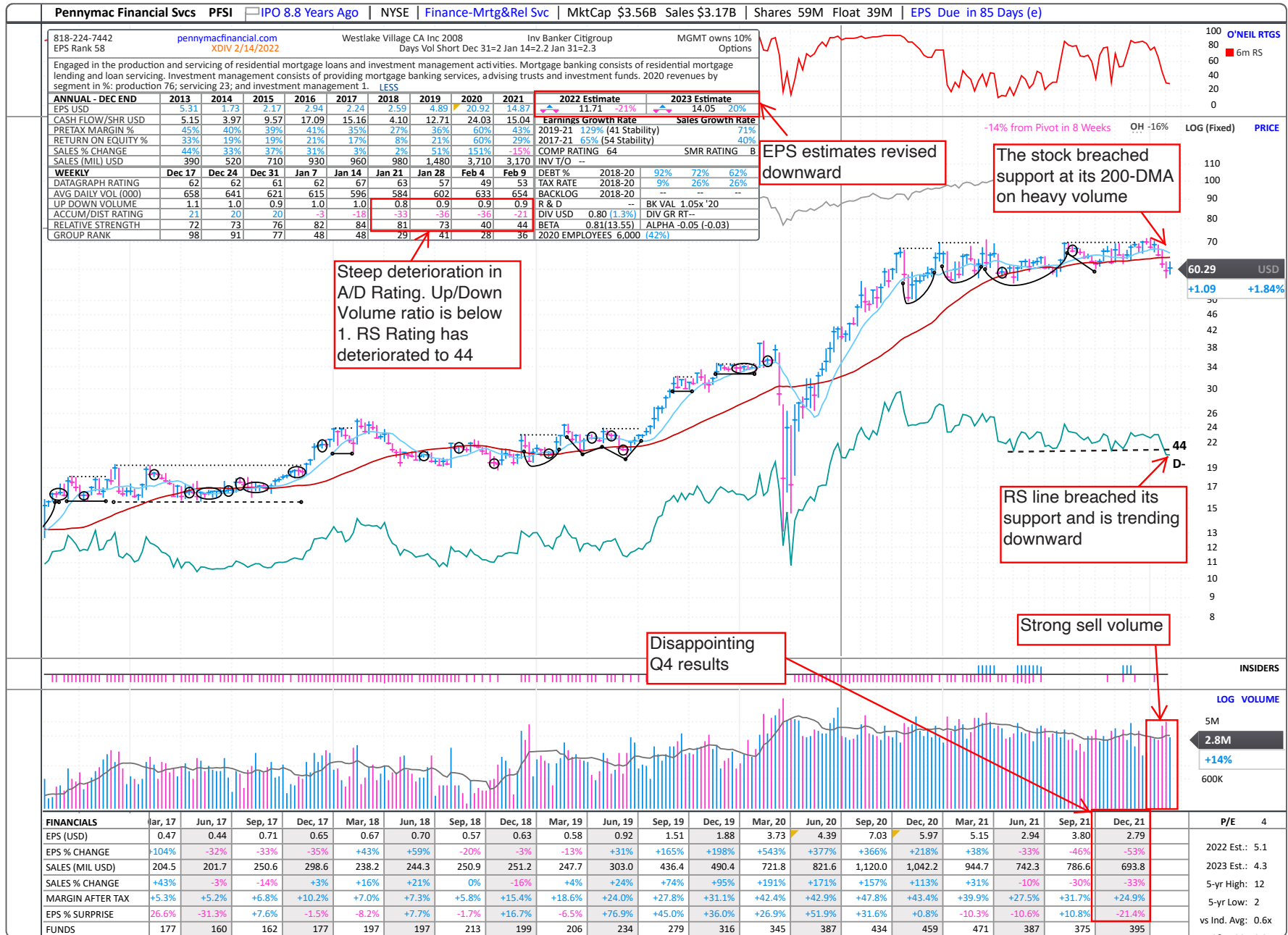
U.S.—Financial—Highlighted Laggard



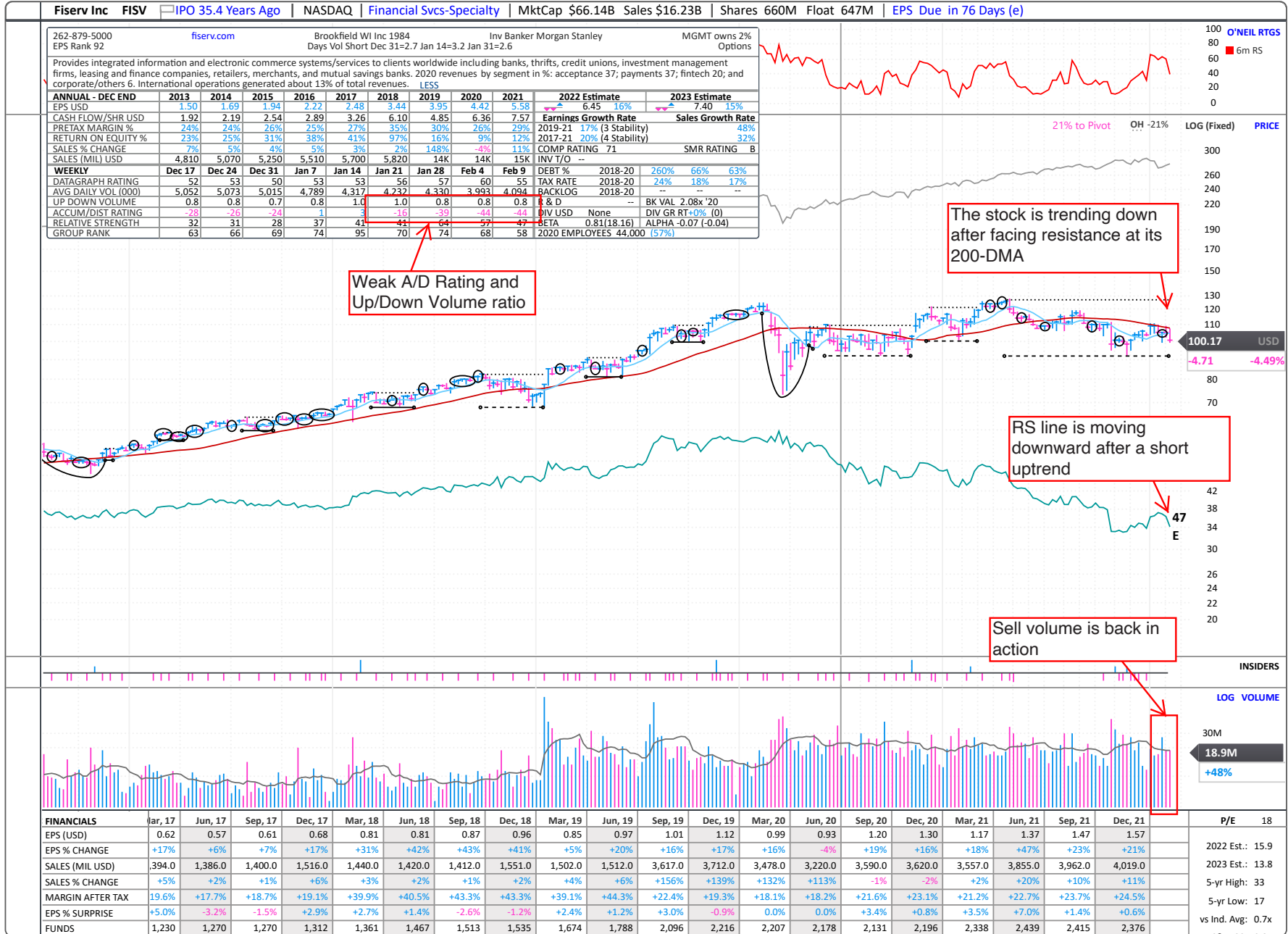
U.S.—Financial—Highlighted Laggard



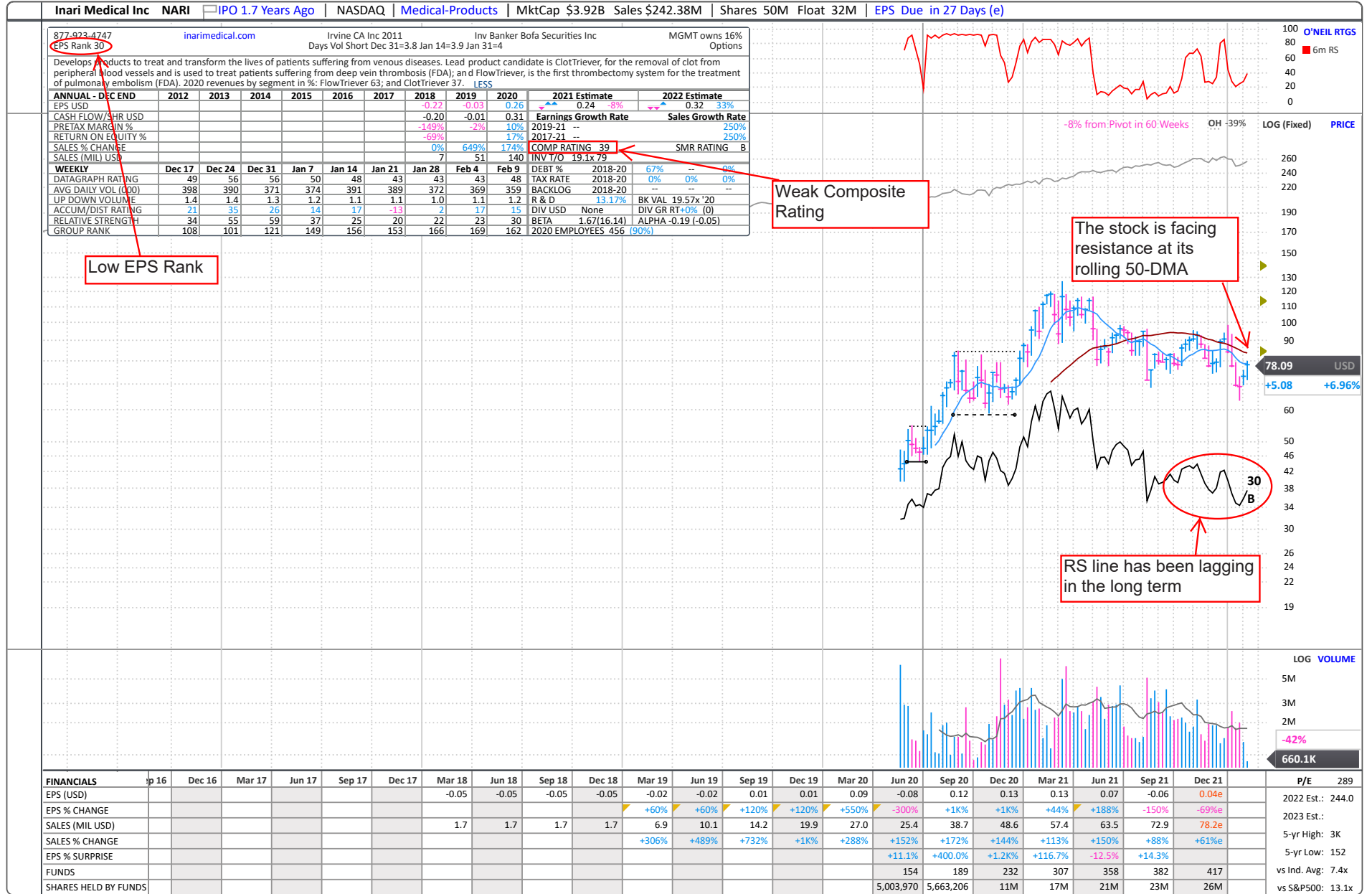
U.S.—Financial—Highlighted Laggard



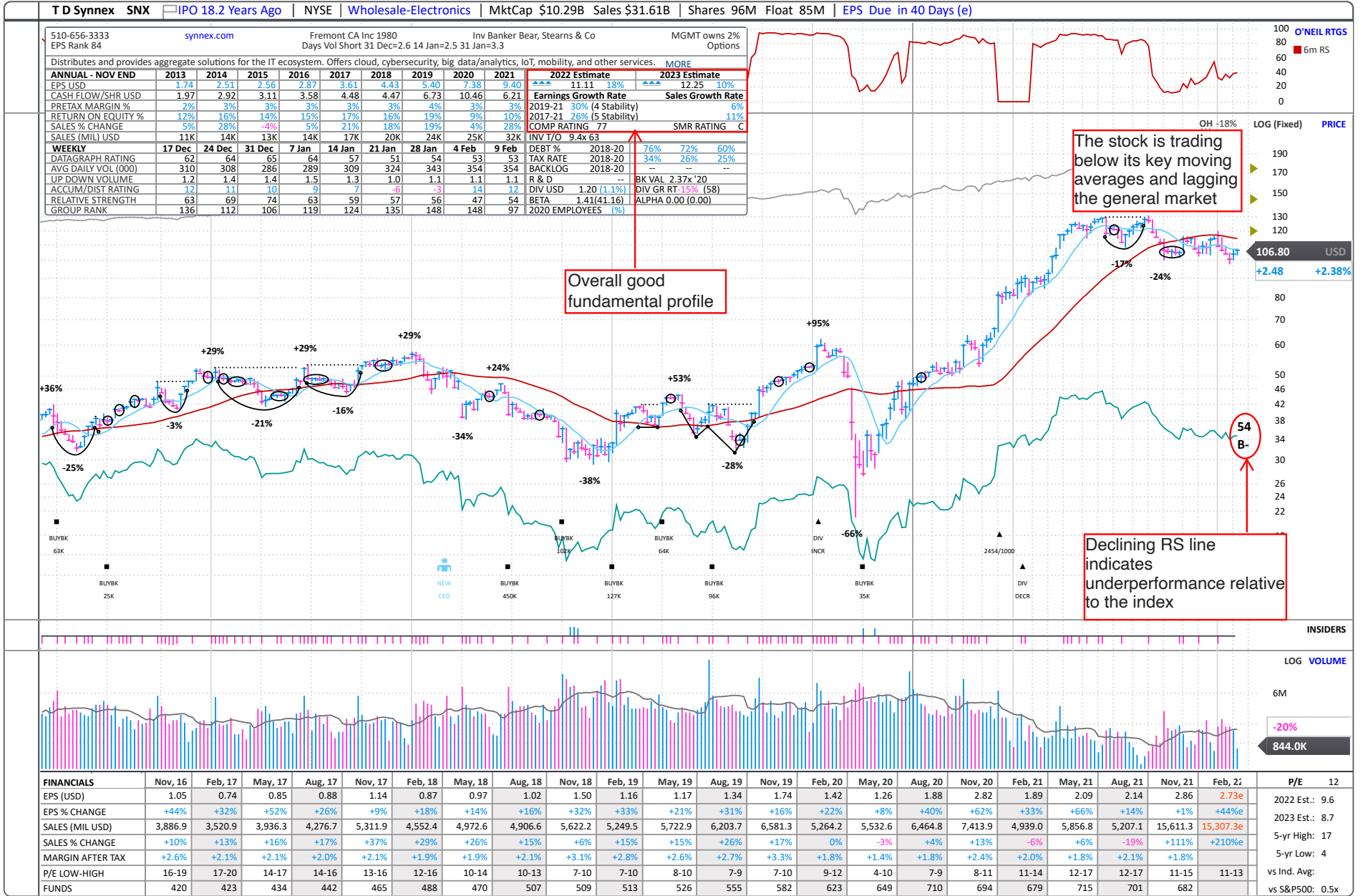
U.S.—Financial—Highlighted Laggard



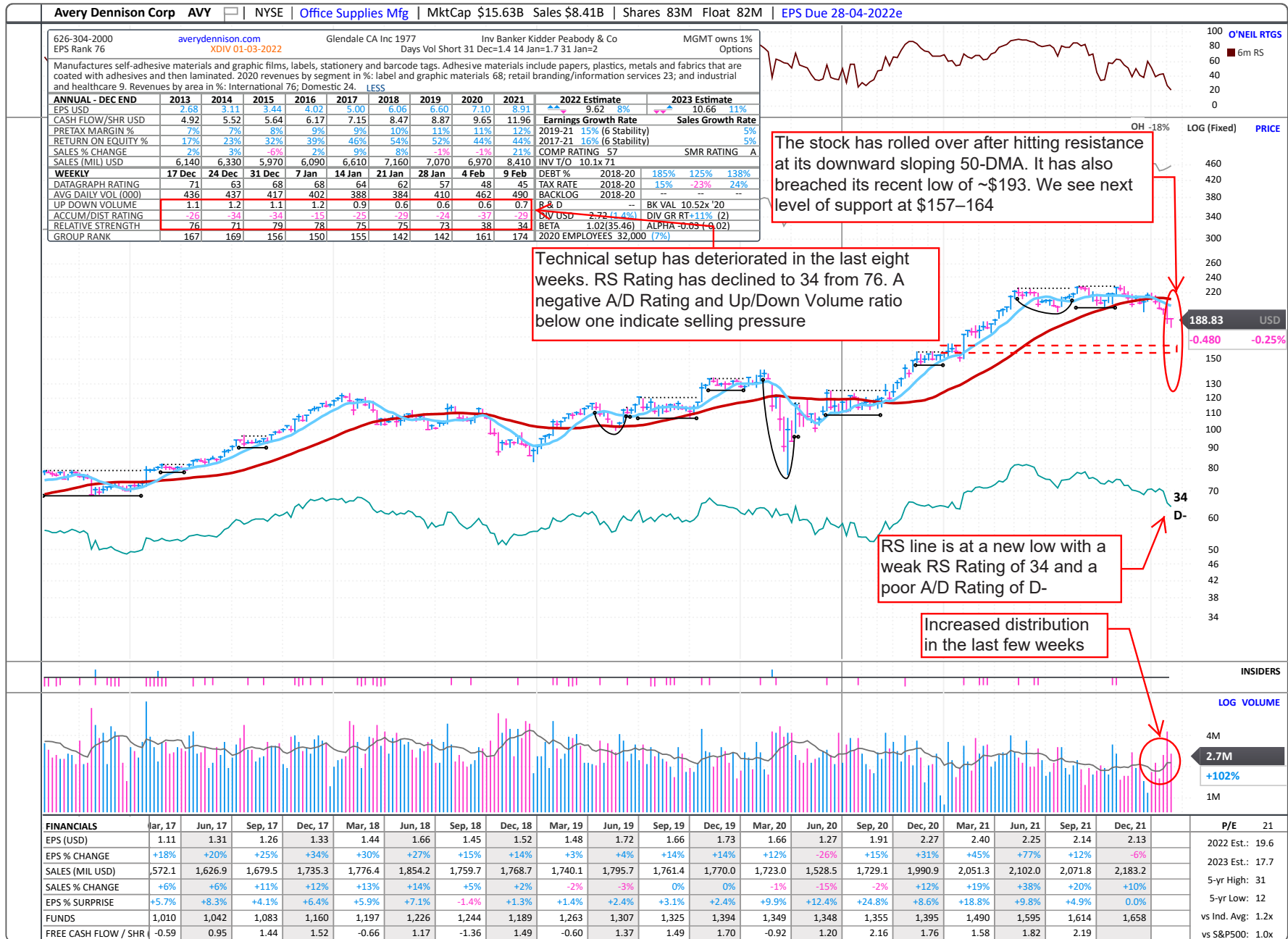
U.S.—Health Care—Highlighted Laggard



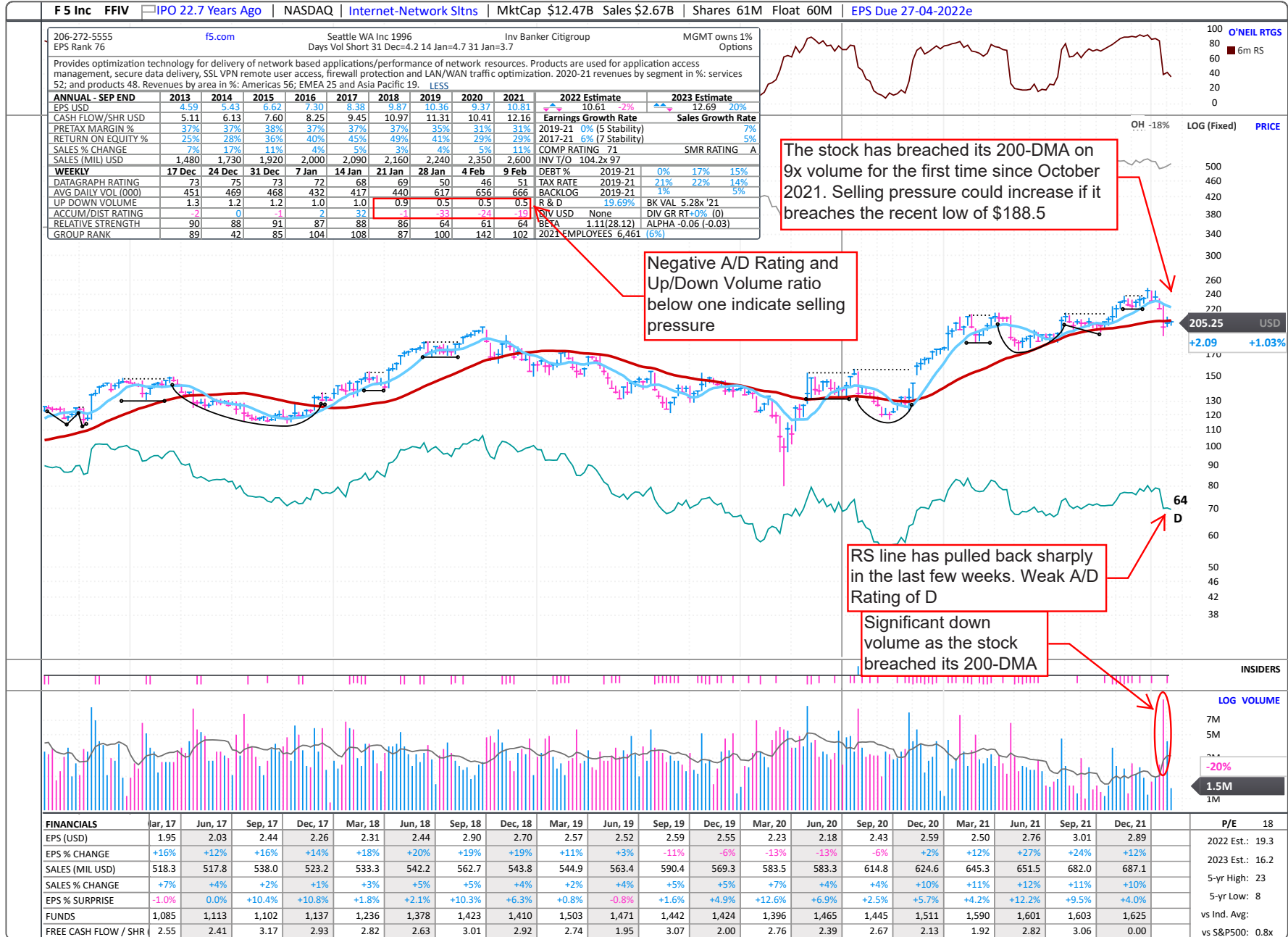
U.S.—Retail—Highlighted Laggard



U.S.—Technology—Highlighted Laggard



U.S.—Technology—Highlighted Laggard



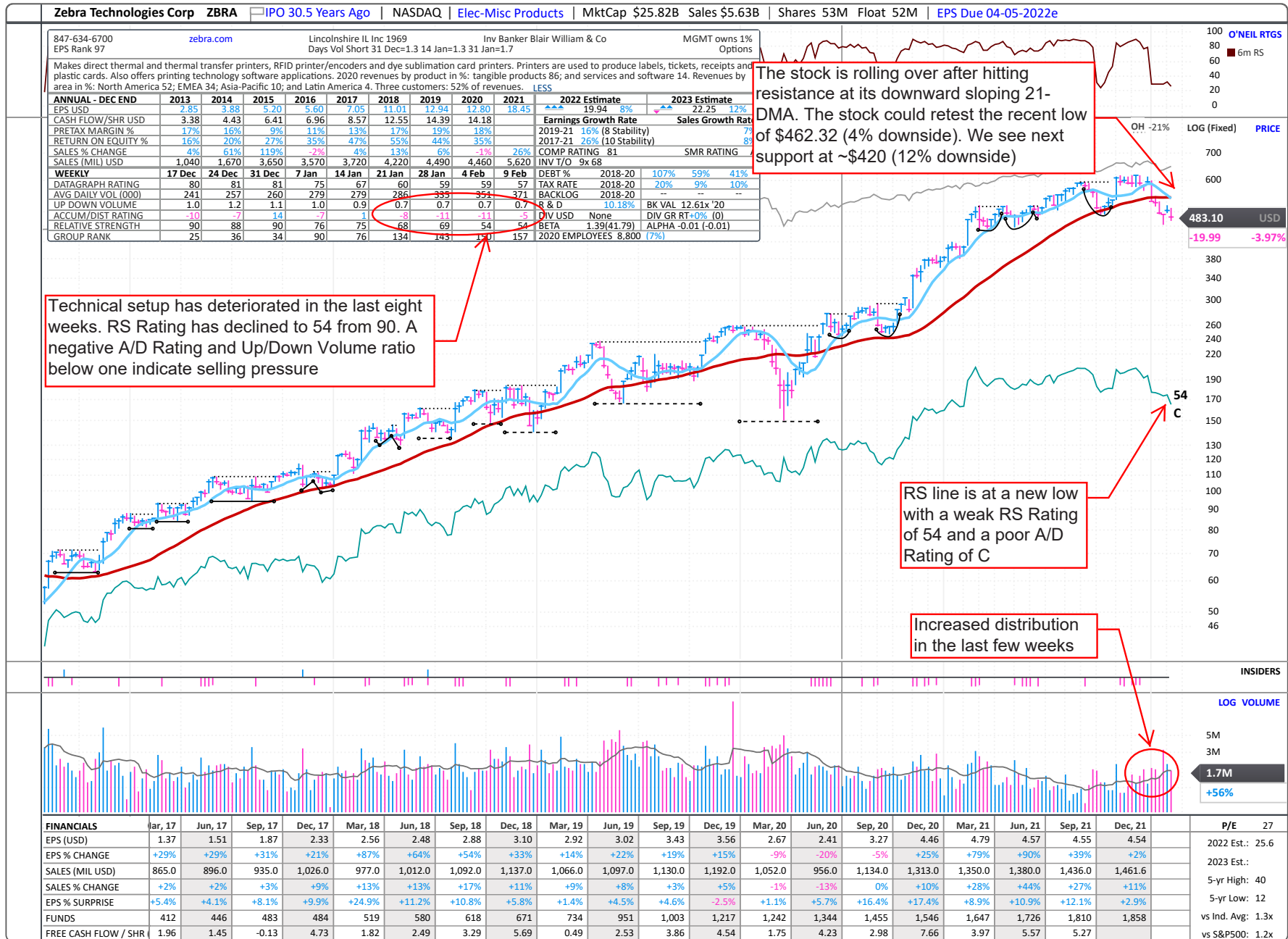
The stock has breached its 200-DMA on 9x volume for the first time since October 2021. Selling pressure could increase if it breaches the recent low of \$188.5

Negative A/D Rating and Up/Down Volume ratio below one indicate selling pressure

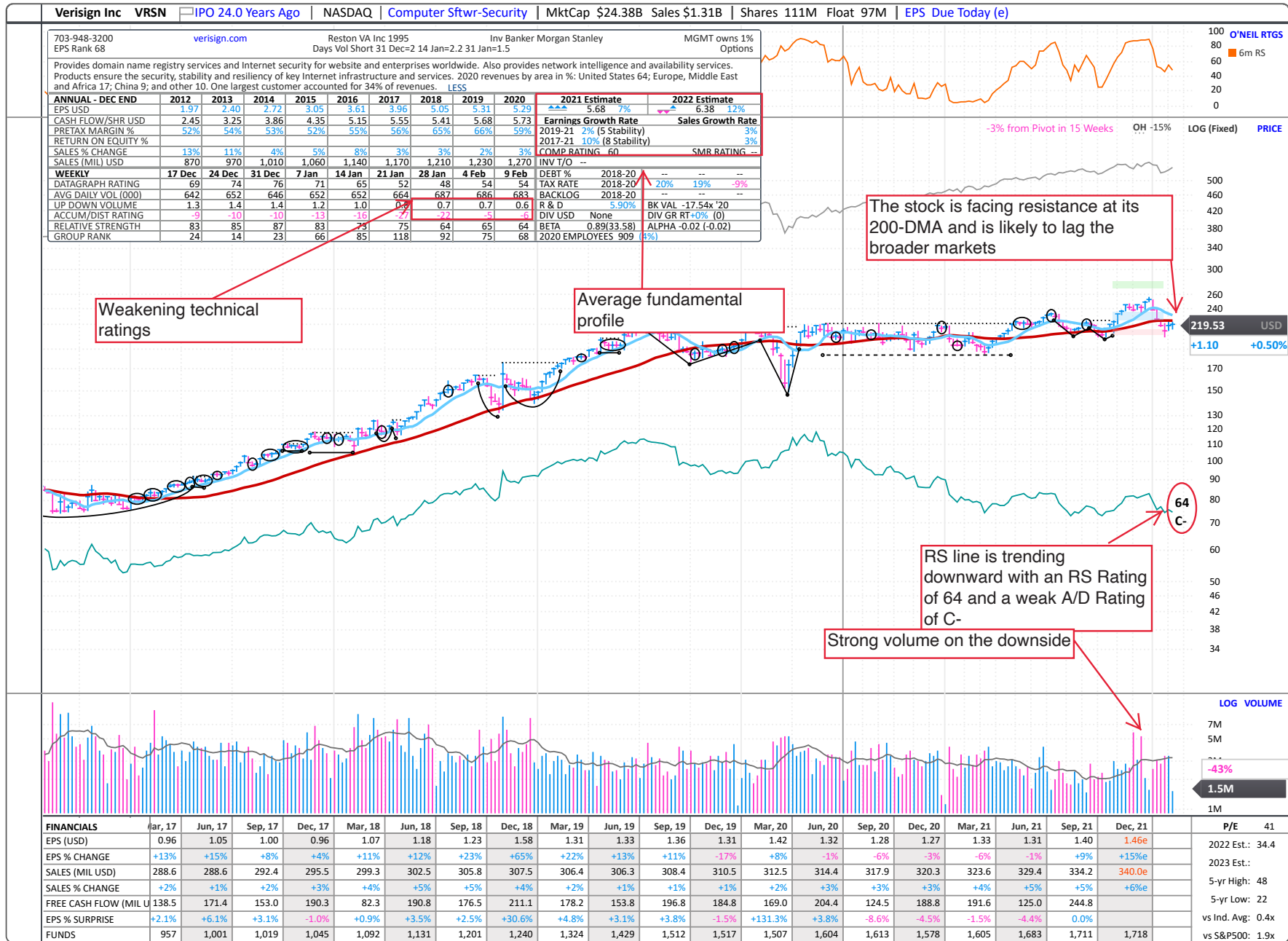
RS line has pulled back sharply in the last few weeks. Weak A/D Rating of D

Significant down volume as the stock breached its 200-DMA

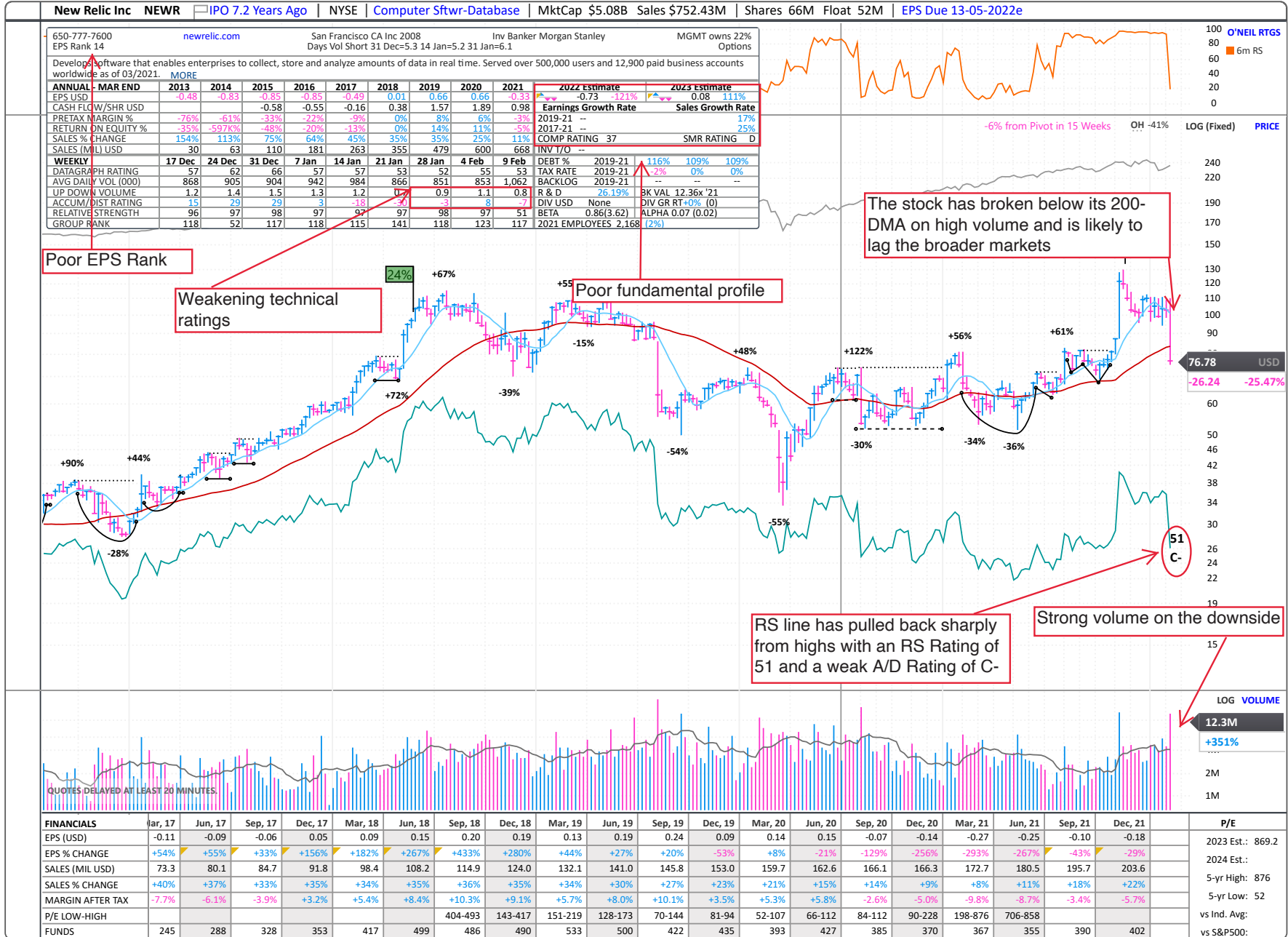
U.S.—Technology—Highlighted Laggard



U.S.—Technology—Highlighted Laggard



U.S.—Technology—Highlighted Laggard



Developed Markets

Symbol	Name	Trading Country	Sector Name	Industry Group Name	Market Value, USD (Mil)	Avg Daily Dollar Vol (000), USD	Negative Alert Score, 10 Wks	EPS Rank	RS Rating	A/D Rating
NCM.AU	Newcrest Mining	Australia	Basic Material	Mining-Gold/Silver/Gems	13,354	53,338	4	96	32	E
BSL.AU	Bluescope Steel	Australia	Basic Material	Steel-Producers	6,690	27,308	5	73	40	D+
BXB.AU	Brambles	Australia	Capital Equipment	Containers/Packaging	9,857	31,515	6	60	36	E
ALL.AU	Aristocrat Leisure	Australia	Consumer Cyclical	Leisure-Gaming/Equip	19,619	39,909	6	72	60	E
TWE.AU	Treasury Wine Estates	Australia	Consumer Staple	Beverages-Alcoholic	5,602	12,715	6	65	52	E
BOQ.AU	Bank Of Qlnd.	Australia	Financial	Banks-Money Center	3,811	12,549	4	91	46	D
CBA.AU	Commonwealth Bk.Of Aus.	Australia	Financial	Banks-Money Center	123,462	197,250	6	73	60	C+
DXS.AU	Dexus Stapled Units	Australia	Financial	Finance-Property REIT	7,930	21,702	5	89	52	D-
MGR.AU	Mirvac Group Stapled Units	Australia	Financial	Finance-Property REIT	7,218	19,091	5	89	44	C-
CHC.AU	Charter Hall Group Stapled Units	Australia	Financial	Finance-Property REIT	5,722	21,558	4	97	65	D-
MPL.AU	Medibank Private	Australia	Financial	Insurance-Acc & Health	6,228	15,810	4	92	50	D-
LLC.AU	Lendlease Group Stapled Units	Australia	Financial	Real Estate Dvlpmt/Ops	5,059	10,881	4	86	32	E
CSL.AU	Csl	Australia	Health Care	Medical-Biomed/Biotech	87,202	189,544	5	65	32	D
RHC.AU	Ramsay Health Care	Australia	Health Care	Medical-Hospitals	10,610	22,381	6	91	49	E
RMD.AU	Resmed Cdi	Australia	Health Care	Medical-Products	35,800	23,688	3	89	71	C+
COH.AU	Cochlear	Australia	Health Care	Medical-Products	9,240	20,521	5	86	36	D+
SHL.AU	Sonic Healthcare	Australia	Health Care	Medical-Services	13,043	37,905	4	97	61	D-
WES.AU	Wesfarmers	Australia	Retail	Retail-Department Stores	43,460	74,308	7	96	42	D
COL.AU	Coles Group	Australia	Retail	Retail-Super/Mini Mkts	15,712	33,830	6	48	44	E
BAP.AU	Bapcor	Australia	Retail	Retail/Whlsle-Auto Parts	1,742	6,667	4	95	38	B-
WOW.AU	Woolworths Group	Australia	Retail	Wholesale-Food	29,732	68,921	4	95	29	D
XRO.AU	Xero	Australia	Technology	Comp Sftwr-Spec Enterprs	12,399	35,949	6	17	32	E
REA.AU	Rea Group	Australia	Technology	Internet-Content	13,233	19,485	6	94	38	D-
SEK.AU	Seek	Australia	Technology	Internet-Content	7,305	19,490	5	87	38	C
CAR.AU	Carsales.Com	Australia	Technology	Internet-Content	4,472	12,185	4	89	52	D+
NXT.AU	Nextdc	Australia	Technology	Internet-Network Sltns	3,449	10,907	7	67	42	D+
TPG.AU	Tpg Telecom	Australia	Technology	Telecom Svcs-Integrated	7,889	11,739	6	26	60	C-
QUB.AU	Qube Holdings	Australia	Transportation	Transportation-Logistics	3,998	10,638	6	44	44	C
VAS.AT	Voestalpine	Austria	Basic Material	Steel-Producers	6,434	10,791	4	58	26	D-
ABI.BE	Anheuser-Busch Inbev	Belgium	Consumer Staple	Beverages-Alcoholic	107,033	101,851	4	53	52	E
ARGX.BE	Argenx	Belgium	Health Care	Medical-Biomed/Biotech	15,002	20,774	5	42	48	B
UCB.BE	Ucb	Belgium	Health Care	Medical-Diversified	19,235	22,607	4	58	32	D+
STLC.CA	Stelco Holdings Inc	Canada	Basic Material	Steel-Producers	2,318	13,708	6	60	77	D+
CAE.CA	Cae	Canada	Capital Equipment	Aerospace/Defense	8,223	18,277	4	91	31	C
CCL/B.CA	Ccl Inds.'B'	Canada	Capital Equipment	Containers/Packaging	8,672	12,988	4	96	40	C

Symbol	Name	Trading Country	Sector Name	Industry Group Name	Market Value, USD (Mil)	Avg Daily Dollar Vol (000), USD	Negative Alert Score, 10 Wks	EPS Rank	RS Rating	A/D Rating
DOO.CA	Brp	Canada	Consumer Cyclical	Leisure-Products	3,151	17,721	7	96	48	D-
CAR/UN.CA	Cdn.Att.Props.Rlst.It. Unt.	Canada	Financial	Finance-Property REIT	7,686	15,526	7	94	50	D
PKI.CA	Parkland Corp	Canada	Retail	Retail-Super/Mini Mkts	4,365	13,553	4	94	45	D+
SHOP.CA	Shopify Subd.Vtg.Shs.'A'	Canada	Technology	Computer Sftwr-Enterprse	102,108	219,281	7	94	13	E
TFII.CA	Tfi International	Canada	Transportation	Transportation-Truck	10,105	49,163	2	99	83	B
NPI.CA	Northland Power	Canada	Utility	Utility-Electric Power	6,489	15,818	3	41	33	C
NZY.DK	Novozymes B	Denmark	Basic Material	Chemicals-Specialty	14,086	23,014	4	52	39	E
CAB.DK	Carlsberg B	Denmark	Consumer Staple	Beverages-Alcoholic	18,606	36,266	4	82	66	D-
RBR.DK	Royal Unibrew	Denmark	Consumer Staple	Beverages-Alcoholic	5,627	10,051	7	68	59	C-
GEN.DK	Genmab	Denmark	Health Care	Medical-Biomed/Biotech	22,860	47,864	6	71	39	E
BAV.DK	Bavarian Nordic	Denmark	Health Care	Medical-Diversified	1,926	12,646	8	9	10	E
COL.DK	Coloplast B	Denmark	Health Care	Medical-Supplies	28,802	28,359	7	65	42	D-
WDH.DK	Demant	Denmark	Health Care	Medical-Systems/Equip	10,314	10,065	5	89	46	D
NGP.DK	Netcompany Group	Denmark	Technology	Computer-Tech Services	3,460	10,149	7	93	10	E
DSV.DK	Dsv	Denmark	Transportation	Transport-Air Freight	49,276	67,252	7	97	59	E
VALM.FI	Valmet	Finland	Basic Material	Paper & Paper Products	5,576	15,737	4	80	59	D
WRT.FI	Wartsila	Finland	Capital Equipment	Diversified Operations	7,173	19,248	5	57	46	D-
KNEBV.FI	Kone 'B'	Finland	Capital Equipment	Machinery-Gen Industrial	29,274	51,516	4	42	24	D-
ORNB.FI	Orion B	Finland	Health Care	Medical-Diversified	4,356	12,272	4	31	48	D
KESK.FI	Kesko B	Finland	Retail	Retail-Super/Mini Mkts	8,391	16,074	4	77	57	D
QTGR.FI	Qt Group	Finland	Technology	Computer Sftwr-Desktop	2,877	11,135	7	65	40	D-
ELIS.FI	Elisa	Finland	Technology	Telecom Svcs-Integrated	9,964	17,142	4	51	69	D
FORT.FI	Fortum	Finland	Utility	Utility-Electric Power	25,290	40,241	3	25	75	C
AIR.FR	L Air Lqe.Sc.Anyme. Pour L Etude Et L Epxtn.	France	Basic Material	Chemicals-Specialty	79,208	115,361	4	78	52	E
EDEN.FR	Edenred	France	Capital Equipment	Comml Svcs-Outsourcing	11,032	21,621	4	86	17	D
BVI.FR	Bureau Veritas	France	Capital Equipment	Comml Svcs-Outsourcing	12,894	19,017	6	77	34	E
LRRS.FR	Legrand	France	Capital Equipment	Electrical-Power/Equipmt	28,153	47,062	4	79	61	D+
RMS.FR	Hermes Intl.	France	Consumer Cyclical	Apparel-Clothing Mfg	155,887	133,467	5	34	77	E
RCD.FR	Pernod-Ricard	France	Consumer Staple	Beverages-Alcoholic	57,413	74,645	4	57	64	E
OR@F.FR	L'Oreal	France	Consumer Staple	Cosmetics/Personal Care	236,627	155,055	5	82	52	E
BSN.FR	Danone	France	Consumer Staple	Food-Misc Preparation	43,525	94,634	3	51	37	D-
AMUN.FR	Amundi (Wi)	France	Financial	Finance-Investment Mgmt	16,322	11,959	7	94	29	D-
ENX.FR	Euronext	France	Financial	Financial Svcs-Specialty	10,358	15,471	7	80	31	E
EUF.FR	Eurofins Scien.	France	Health Care	Medical-Research Eqp/Svc	19,662	37,572	7	99	37	E
DIM.FR	Sartorius Stedim Biotech	France	Health Care	Medical-Systems/Equip	40,050	22,196	6	97	23	E
KER.FR	Kering	France	Retail	Retail-Apparel/Shoes/Acc	91,885	125,192	5	99	41	E
DSY.FR	Dassault Systemes	France	Technology	Computer Sftwr-Design	64,296	66,336	6	85	34	E

Symbol	Name	Trading Country	Sector Name	Industry Group Name	Market Value, USD (Mil)	Avg Daily Dollar Vol (000), USD	Negative Alert Score, 10 Wks	EPS Rank	RS Rating	A/D Rating
LXSX.DE	Lanxess (Xet)	Germany	Basic Material	Chemicals-Specialty	5,319	15,312	5	84	35	D-
BNRX.DE	Brenntag (Xet)	Germany	Basic Material	Chemicals-Specialty	13,612	34,549	8	83	59	D-
SY1X.DE	Symrise (Xet)	Germany	Basic Material	Chemicals-Specialty	16,275	38,675	7	81	30	E
KBXX.DE	Knorr-Bremse Ag (Fra)	Germany	Capital Equipment	Machinery-Constr/Mining	16,223	13,056	5	74	29	C
KGXX.DE	Kion Group (Xet)	Germany	Capital Equipment	Machinery-Mtl Hdlg/Autmn	12,167	15,313	7	81	37	E
PUMX.DE	Puma (Xet)	Germany	Consumer Cyclical	Apparel-Shoes & Rel Mfg	15,730	35,594	6	89	35	E
ADXS.DE	Adidas (Xet)	Germany	Consumer Cyclical	Apparel-Shoes & Rel Mfg	53,716	178,069	5	77	25	D-
BEIX.DE	Beiersdorf (Xet)	Germany	Consumer Staple	Cosmetics/Personal Care	25,142	35,541	6	41	35	E
MORX.DE	Morphosys (Xet)	Germany	Health Care	Medical-Biomed/Biotech	1,079	10,507	5	28	6	E
EVTX.DE	Evotec (Xet)	Germany	Health Care	Medical-Biomed/Biotech	6,149	18,002	7	90	24	E
SRT3X.DE	Sartorius Pref. (Xet)	Germany	Health Care	Medical-Research Eqp/Svc	19,190	46,061	6	98	37	D
AFXX.DE	Carl Zeiss Meditec (Xet)	Germany	Health Care	Medical-Systems/Equip	14,090	19,235	8	94	29	D-
FIEX.DE	Fielmann (Xet)	Germany	Retail	Retail-Specialty	5,355	4,000	6	59	30	D-
SAPX.DE	Sap (Xet)	Germany	Technology	Computer Sftwr-Enterprse	153,928	297,421	7	47	37	D-
BC8X.DE	Bechtle (Xet)	Germany	Technology	Computer-Tech Services	7,459	12,556	6	94	26	D-
G24X.DE	Scout24 (Xet)	Germany	Technology	Internet-Content	5,176	13,171	6	84	23	D-
DPWX.DE	Deutsche Post (Xet)	Germany	Transportation	Transport-Air Freight	76,112	141,322	7	88	63	D
SZIN.HK	Shenzhen Intl.Gp.Hdg.	Hong Kong	Consumer Cyclical	Apparel-Clothing Mfg	28,044	59,868	4	64	31	D-
LREI.HK	Link Rl.Est.Inv.Tst.	Hong Kong	Financial	Finance-Property REIT	18,411	41,451	5		56	C
WREI.HK	Wharf Real Estate Invest Co	Hong Kong	Financial	Real Estate Dvlpmt/Ops	14,706	12,192	4	73	38	D-
INNB.HK	Innovent Biologics, Inc	Hong Kong	Health Care	Medical-Biomed/Biotech	6,425	40,823	6	13	2	D+
PHAB.HK	Pharmaron Beijing Co 'H'	Hong Kong	Health Care	Medical-Biomed/Biotech	1,530	15,522	7	91	6	E
WXBO.HK	Wuxi Biologics Cayman	Hong Kong	Health Care	Medical-Research Eqp/Svc	31,533	199,837	6	58	4	E
LUK.HK	Luk Fook Hdg.(Intl.)	Hong Kong	Retail	Retail/Whlsle-Jewelry	1,567	1,297	6	89	65	C
KDEE.HK	Kingdee Intl.Sftw.Gp.	Hong Kong	Technology	Computer Sftwr-Desktop	8,911	31,813	3	23	18	C+
SOPT.HK	Sunny Optical Tech.(Gp.)	Hong Kong	Technology	Elec-Misc Products	27,668	114,456	4	97	53	E
MTRC.HK	Mtr	Hong Kong	Transportation	Transportation-Rail	34,171	14,022	3	76	59	B+
HKCG.HK	Hong Kong And China Gas	Hong Kong	Utility	Utility-Gas Distribution	29,305	22,403	4	82	72	D+
LOGI.HK	China Resources Gas Gp.	Hong Kong	Utility	Utility-Gas Distribution	11,906	11,730	5	93	56	D
KRZ.IE	Kerry Group 'A'	Ireland	Consumer Staple	Food-Packaged	21,548	33,884	4	82	22	D+
MTRN.IL	Maytronics	Israel	Retail	Retail-Leisure Products	2,413	3,877	3	94	57	C
NICE.IL	Nice	Israel	Technology	Computer Sftwr-Desktop	16,558	22,363	5	61	34	E
LDO.IT	Leonardo	Italy	Capital Equipment	Aerospace/Defense	4,172	39,202	4	22	34	C-
PRY.IT	Prysmian	Italy	Capital Equipment	Electrical-Power/Equipmt	8,777	22,616	5	47	29	D-
IP.IT	Interpump Group	Italy	Capital Equipment	Machinery-Gen Industrial	6,493	12,144	5	89	50	E
MONC.IT	Moncler	Italy	Consumer Cyclical	Apparel-Clothing Mfg	18,185	42,598	3	94	47	D-
CPR.IT	Davide Campari Milano	Italy	Consumer Staple	Beverages-Alcoholic	14,392	21,572	5	78	34	E

Symbol	Name	Trading Country	Sector Name	Industry Group Name	Market Value, USD (Mil)	Avg Daily Dollar Vol (000), USD	Negative Alert Score, 10 Wks	EPS Rank	RS Rating	A/D Rating
SRG.IT	Snam	Italy	Energy	Oil&Gas-Transprt/Pipeline	18,284	34,026	4	79	37	D-
ATL.IT	Atlantia	Italy	Financial	Real Estate Dvlpmt/Ops	15,586	27,330	4	62	51	C
REC.IT	Recordati Indua.Chimica	Italy	Health Care	Medical-Diversified	11,122	13,947	5	72	26	E
DIA.IT	Diasorin	Italy	Health Care	Medical-Supplies	8,166	28,789	5	92	8	E
AMP.IT	Amplifon	Italy	Health Care	Medical-Systems/Equip	9,453	25,698	5	72	24	D-
MARR.IT	Marr	Italy	Retail	Wholesale-Food	1,349	1,146	4	50	21	D+
INW.IT	Infrastrutture Wireless Italiane Spa Npv	Italy	Technology	Telecom-Infrastructure	9,774	13,427	5	67	27	E
PST.IT	Poste Italiane	Italy	Transportation	Transportation-Logistics	16,727	28,194	4	77	43	C-
ENEL.IT	Enel	Italy	Utility	Utility-Electric Power	75,231	209,208	5	15	14	E
TRN.IT	Terna Rete Elettrica Naz	Italy	Utility	Utility-Electric Power	15,537	28,784	3	39	57	C-
A2A.IT	A2a	Italy	Utility	Utility-Electric Power	5,720	21,117	5	76	27	D-
EC@N.JP	Denka	Japan	Basic Material	Chemicals-Specialty	2,805	13,217	3	58	44	B-
JASR.JP	J S R	Japan	Basic Material	Chemicals-Specialty	7,143	24,429	4	69	66	E
PC@N.JP	Mitsui Chemicals	Japan	Basic Material	Chemicals-Specialty	5,411	25,006	5	66	28	D
MCHC.JP	Mitsubishi Chm.Hdg.	Japan	Basic Material	Chemicals-Specialty	11,080	52,112	6	77	55	D-
AC@N.JP	Asahi Kasei	Japan	Basic Material	Chemicals-Specialty	13,807	37,198	3	74	51	B-
TKYS.JP	Tokyo Steel Mnfg.	Japan	Basic Material	Steel-Producers	1,565	10,881	5	93	83	E
RHCL.JP	Recruit Holdings	Japan	Capital Equipment	Comml Svcs-Staffing	86,156	264,362	4	96	58	D+
HC@N.JP	Hitachi	Japan	Capital Equipment	Diversified Operations	50,896	200,165	2	95	69	D
UM@N.JP	Mitsubishi Electric	Japan	Capital Equipment	Diversified Operations	26,768	67,657	5	43	35	D+
TS@N.JP	Toshiba	Japan	Capital Equipment	Diversified Operations	17,226	46,980	2	71	77	D-
PHOT.JP	Hamamatsu Photonics	Japan	Capital Equipment	Electrical-Power/Equipmt	8,584	21,291	6	92	38	C
AZBI.JP	Azbil	Japan	Capital Equipment	Electrical-Power/Equipmt	5,479	11,904	5	73	41	E
RT@N.JP	Hirose Electric	Japan	Capital Equipment	Electrical-Power/Equipmt	5,769	14,005	5	83	75	C
FU@N.JP	Furukawa Electric	Japan	Capital Equipment	Electrical-Power/Equipmt	1,445	11,010	4	19	30	B-
YE@N.JP	Yaskawa Electric	Japan	Capital Equipment	Electrical-Power/Equipmt	11,275	65,896	5	73	41	E
HTCM.JP	Hitachi Con.Mch.	Japan	Capital Equipment	Machinery-Constr/Mining	5,743	22,402	5	90	35	C+
IA@N.JP	Minebea Mitsumi	Japan	Capital Equipment	Machinery-Gen Industrial	9,998	32,984	4	71	41	D-
AM@N.JP	Amada Holdings	Japan	Capital Equipment	Machinery-Gen Industrial	3,462	10,411	4	37	47	D+
KI@N.JP	Ngk Insulators	Japan	Capital Equipment	Machinery-Gen Industrial	5,186	16,297	5	39	58	D-
SMCC.JP	Smc	Japan	Capital Equipment	Machinery-Mtl Hdlg/Autmn	38,334	92,679	6	90	51	D+
KEYE.JP	Keyence	Japan	Capital Equipment	Machinery-Mtl Hdlg/Autmn	127,045	292,913	6	89	58	D+
DU@N.JP	Fanuc	Japan	Capital Equipment	Machinery-Mtl Hdlg/Autmn	40,364	151,982	4	56	44	C-
MRSK.JP	Dmg Mori	Japan	Capital Equipment	Machinery-Tools & Rel	1,898	10,182	4	43	38	D-
GT@N.JP	Kurita Water Ind.	Japan	Capital Equipment	Pollution Control	5,099	16,533	6	50	69	C-
SOSE.JP	Sohgo Securities	Japan	Capital Equipment	Security/Sfty	3,700	11,598	6	91	25	D
TJ@N.JP	Teijin	Japan	Consumer Cyclical	Apparel-Clothing Mfg	2,438	11,704	4	11	26	E

Symbol	Name	Trading Country	Sector Name	Industry Group Name	Market Value, USD (Mil)	Avg Daily Dollar Vol (000), USD	Negative Alert Score, 10 Wks	EPS Rank	RS Rating	A/D Rating
FD@N.JP	Asics	Japan	Consumer Cyclical	Apparel-Shoes & Rel Mfg	4,075	22,602	4	68	81	C
TOHO.JP	Toho	Japan	Consumer Cyclical	Leisure-Movies & Related	7,828	14,669	5	35	69	C-
YM@N.JP	Yamaha Motor	Japan	Consumer Cyclical	Leisure-Products	8,386	40,553	6	47	55	D
N@MB.JP	Bandai Namco Hdg.	Japan	Consumer Cyclical	Leisure-Toys/Games/Hobby	15,787	48,045	5	59	58	D+
KB@N.JP	Kirin Holdings	Japan	Consumer Staple	Beverages-Alcoholic	15,053	42,882	5	11	47	D-
SHDO.JP	Shiseido	Japan	Consumer Staple	Cosmetics/Personal Care	22,338	112,637	5	54	26	B-
UNRM.JP	Uni Charm	Japan	Consumer Staple	Cosmetics/Personal Care	23,974	40,952	5	81	55	D
RZ@N.JP	Nichirei	Japan	Consumer Staple	Food-Misc Preparation	3,085	11,646	4	76	55	C+
YAHU.JP	Yakult Honsha	Japan	Consumer Staple	Food-Misc Preparation	8,793	26,914	3	80	75	C
MEJH.JP	Meiji Holdings	Japan	Consumer Staple	Food-Misc Preparation	9,091	29,033	3	70	66	D
CALB.JP	Calbee	Japan	Consumer Staple	Food-Misc Preparation	2,881	11,037	5	42	33	D+
AIFU.JP	Aiful	Japan	Financial	Finance-Consumer Loans	1,518	10,518	3	72	82	C
UUIC.JP	United Urb.Inv.	Japan	Financial	Finance-Property REIT	3,624	20,003	4	27	30	C+
NPPR.JP	Nippon Prologis Reit	Japan	Financial	Finance-Property REIT	8,041	27,656	4	31	55	B-
JPRI.JP	Japan Prime Realty Inv.	Japan	Financial	Finance-Property REIT	3,288	11,499	6	59	41	D+
JHRC.JP	Japan Hotel Reit Inv.	Japan	Financial	Finance-Property REIT	2,296	10,849	7	1	38	D-
GLPJ.JP	Glp J-Reit	Japan	Financial	Finance-Property REIT	6,823	20,080	4	59	47	C+
ORJR.JP	Orix Jreit	Japan	Financial	Finance-Property REIT	3,972	15,225	5	46	30	B-
OSEX.JP	Japan Exchange Group	Japan	Financial	Financial Svcs-Specialty	10,633	23,393	4	53	41	D-
CK@N.JP	Sumitomo Real.&Dev.	Japan	Financial	Real Estate Dvlpmt/Ops	15,105	40,734	6	71	58	D+
OPEN.JP	Open House	Japan	Financial	Real Estate Dvlpmt/Ops	6,319	25,637	5	73	83	E
HULI.JP	Hulic	Japan	Financial	Real Estate Dvlpmt/Ops	7,277	22,862	5	87	41	C
JCRE.JP	Jcr Pharmaceuticals	Japan	Health Care	Medical-Diversified	2,394	9,873	4	99	10	D
S@SE.JP	Sosei Group	Japan	Health Care	Medical-Diversified	1,081	22,347	6	16	38	D-
XY@N.JP	Santen Pharm.	Japan	Health Care	Medical-Diversified	4,623	14,653	4	24	23	D-
D@SA.JP	Daiichi Sankyo	Japan	Health Care	Medical-Diversified	40,895	79,769	5	90	30	D
JU@N.JP	Nippon Shinyaku	Japan	Health Care	Medical-Diversified	4,724	10,478	5	98	51	C
KH@N.JP	Kyowa Hakko Kirin	Japan	Health Care	Medical-Ethical Drugs	13,889	19,982	7	79	26	D-
OTHD.JP	Otsuka Holdings	Japan	Health Care	Medical-Generic Drugs	19,707	34,643	5	54	38	D-
TERU.JP	Terumo	Japan	Health Care	Medical-Systems/Equip	26,220	70,100	7	88	30	E
OLYC.JP	Olympus	Japan	Health Care	Medical-Systems/Equip	25,750	110,978	4	79	66	D+
TOAF.JP	Sysmex	Japan	Health Care	Medical-Systems/Equip	19,649	39,269	6	83	30	D-
ITCP.JP	Abc-Mart	Japan	Retail	Retail-Apparel/Shoes/Acc	3,686	19,476	5	32	28	C-
KNAK.JP	Kusuri No Aoki Holdings	Japan	Retail	Retail-Drug Stores	1,886	4,173	4	35	28	C+
CRSD.JP	Create Sd Holdings	Japan	Retail	Retail-Drug Stores	1,836	1,039	4	51	38	C
MAYI.JP	Matsumotokiyoshi Hdg.	Japan	Retail	Retail-Drug Stores	4,992	18,903	6	58	25	D-
WELH.JP	Welcia Holdings	Japan	Retail	Retail-Drug Stores	5,697	14,936	6	67	18	D-

Symbol	Name	Trading Country	Sector Name	Industry Group Name	Market Value, USD (Mil)	Avg Daily Dollar Vol (000), USD	Negative Alert Score, 10 Wks	EPS Rank	RS Rating	A/D Rating
SUGP.JP	Sugi Holdings	Japan	Retail	Retail-Drug Stores	3,568	10,992	6	54	17	E
NTOR.JP	Nitori Holdings	Japan	Retail	Retail-Home Furnishings	16,520	52,054	5	55	16	D+
LARK.JP	Skylark	Japan	Retail	Retail-Restaurants	3,010	19,752	5	19	62	C-
KURC.JP	Kura	Japan	Retail	Retail-Restaurants	1,324	7,389	5	23	51	C-
MCJP.JP	Mcdonald's	Japan	Retail	Retail-Restaurants	5,690	37,609	4	56	58	E
MOTA.JP	Atom	Japan	Retail	Retail-Restaurants	1,298	2,211	4	27	55	D-
JINC.JP	Jins	Japan	Retail	Retail-Specialty	1,413	2,866	5	26	41	C-
SANA.JP	San-A	Japan	Retail	Retail-Super/Mini Mkts	1,110	1,597	3	40	47	E
LAWS.JP	Lawson	Japan	Retail	Retail-Super/Mini Mkts	4,279	15,752	7	22	30	E
YAOK.JP	Yaoko	Japan	Retail	Retail-Super/Mini Mkts	2,299	2,495	4	75	58	D+
JT@N.JP	Aeon	Japan	Retail	Wholesale-Food	19,880	51,154	5	8	30	D-
ORAC.JP	Oracle Japan	Japan	Technology	Computer Sftwr-Desktop	9,479	20,178	7	70	21	D
MFWD.JP	Money Forward	Japan	Technology	Computer Sftwr-Desktop	2,689	39,125	9	9	47	B
RH@N.JP	Ricoh	Japan	Technology	Computer-Hardware/Perip	6,775	27,468	5	63	58	C-
FP@N.JP	Fujifilm Holdings	Japan	Technology	Computer-Hardware/Perip	35,260	91,568	5	81	72	D+
SEEP.JP	Seiko Epson	Japan	Technology	Computer-Hardware/Perip	6,416	21,613	6	71	55	D-
NETO.JP	Net One Systems	Japan	Technology	Computer-Tech Services	2,194	15,308	5	43	20	D+
NJ@N.JP	Nec	Japan	Technology	Computer-Tech Services	12,515	64,512	4	43	47	B-
OTSK.JP	Otsuka	Japan	Technology	Computer-Tech Services	7,227	21,294	6	52	18	C
FT@N.JP	Fujitsu	Japan	Technology	Computer-Tech Services	29,666	105,002	7	56	35	E
RKUS.JP	Rakus	Japan	Technology	Computer-Tech Services	3,753	33,121	7	40	38	C-
TYTS.JP	Toyota Tsusho	Japan	Technology	Elec-Misc Products	15,351	37,993	4	83	58	C-
ZU@N.JP	Shimadzu	Japan	Technology	Elec-Scientific/Msrng	10,928	23,683	7	91	55	D-
HQ@N.JP	Hoya	Japan	Technology	Elec-Semiconductor Equip	50,968	153,796	4	87	79	D-
AB@N.JP	Advantest	Japan	Technology	Elec-Semiconductor Equip	16,578	152,192	4	96	72	B-
LP@N.JP	Tokyo Seimitsu	Japan	Technology	Elec-Semiconductor Equip	1,761	13,599	3	89	58	E
UMCO.JP	Sumco	Japan	Technology	Elec-Semiconductor Mfg	6,570	121,181	4	90	38	C
IBIN.JP	Ibiden	Japan	Technology	Elec-Semiconductor Mfg	7,205	60,789	2	96	81	E
ROHM.JP	Rohm	Japan	Technology	Elec-Semiconductor Mfg	8,531	63,332	2	55	30	D-
SM@N.JP	Murata Manufacturing	Japan	Technology	Electronic-Parts	49,158	189,734	4	86	55	D
HM@N.JP	Hitachi Metals	Japan	Technology	Electronic-Parts	7,758	35,699	6	63	72	E
SOF1.JP	Softbank Corp	Japan	Technology	Telecom Svcs-Wireless	60,134	137,039	8	44	62	D+
OJ@N.JP	Yamato Hdg.	Japan	Transportation	Transport-Air Freight	7,348	24,683	6	75	12	D-
NX@N.JP	Nippon Express Holdings Inc	Japan	Transportation	Transportation-Logistics	5,300	17,656	3	81	28	D+
UY@N.JP	Kyushu Elec.Power	Japan	Utility	Utility-Electric Power	3,472	13,205	3	9	55	B-
CL@N.JP	Chubu Elec.Power	Japan	Utility	Utility-Electric Power	7,511	24,988	5	4	35	D-
KE@N.JP	Kansai Electric Pwr.	Japan	Utility	Utility-Electric Power	9,131	22,087	3	18	79	B-

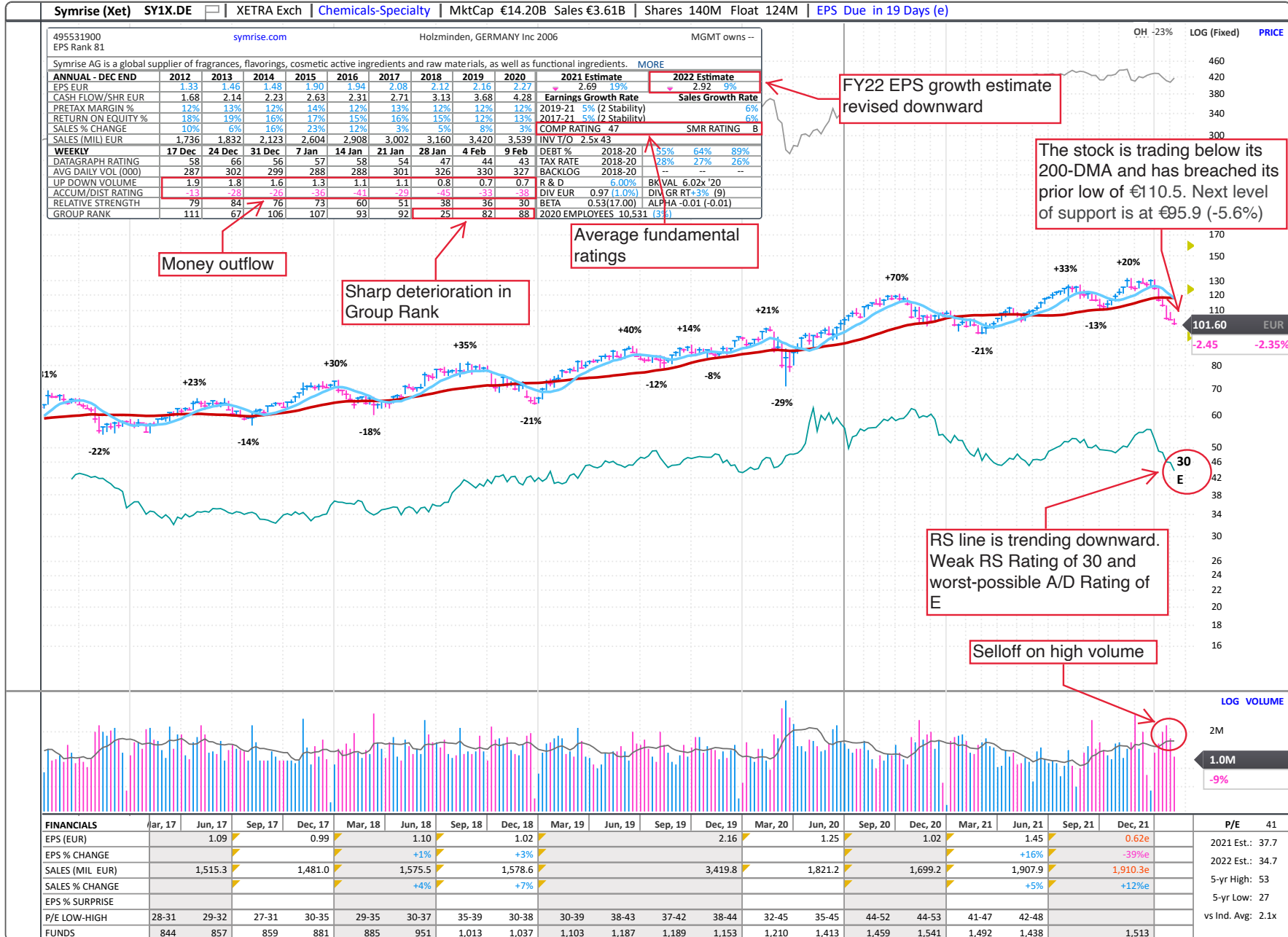
Symbol	Name	Trading Country	Sector Name	Industry Group Name	Market Value, USD (Mil)	Avg Daily Dollar Vol (000), USD	Negative Alert Score, 10 Wks	EPS Rank	RS Rating	A/D Rating
AKZA.NL	Akzo Nobel	Netherlands	Basic Material	Chemicals-Paints	19,275	48,143	5	31	23	E
DSM.NL	Dsm Koninklijke	Netherlands	Basic Material	Chemicals-Specialty	32,449	60,234	5	29	36	E
IMCD.NL	Imcd Group	Netherlands	Basic Material	Chemicals-Specialty	9,789	30,567	4	92	65	E
WSG.NL	Wolters Kluwer	Netherlands	Capital Equipment	Comml Svcs-Market Rsrch	26,692	44,554	4	54	73	C-
HB.NL	Heineken	Netherlands	Consumer Staple	Beverages-Alcoholic	62,069	63,070	5	51	57	E
VPK.NL	Koninklijke Vopak	Netherlands	Energy	Oil&Gas-Transprt/Pipeline	4,492	13,938	4	20	14	C-
PHIL.NL	Philips Eltn.Koninklijke	Netherlands	Health Care	Medical-Systems/Equip	30,315	136,381	6	69	7	C-
PROS.NL	Prosus	Netherlands	Technology	Computer Sftwr-Financial	174,245	170,379	3	98	17	D+
FPHZ.NZ	Fisher & Paykel Hlthcr.	New Zealand	Health Care	Medical-Systems/Equip	11,663	12,336	5	94	39	E
NOD.NO	Nordic Semiconductor	Norway	Technology	Elec-Semiconductor Fablls	5,228	18,170	5	93	59	E
EDPR.PT	Edp Renovaveis	Portugal	Energy	Energy-Alternative/Other	20,006	13,489	5	68	11	E
ECP.PT	Edp Energias De Portugal	Portugal	Utility	Utility-Electric Power	19,369	30,155	4	79	20	D-
GINT.SG	Genting Singapore Ltd	Singapore	Consumer Cyclical	Leisure-Gaming/Equip	7,013	10,890	4	81	35	D+
MAPI.SG	Mapletree Industrial Tst.	Singapore	Financial	Finance-Property REIT	5,084	13,321	4	55	32	E
MPLT.SG	Mapletree Logist.Trust	Singapore	Financial	Finance-Property REIT	6,324	17,396	5	53	24	D+
ASCE.SG	Ascendas Real Estate It.	Singapore	Financial	Finance-Property REIT	9,019	23,229	5	60	35	C
KEDC.SG	Keppel Dc Reit Unt	Singapore	Financial	Finance-Property REIT	2,835	10,573	5	97	21	C
VEMA.SG	Venture	Singapore	Technology	Elec-Contract Mfg	4,019	11,807	4	55	45	C+
FERC.ES	Ferrovial	Spain	Capital Equipment	Bldg-Heavy Construction	20,735	26,440	4	50	46	E
IND.ES	Inditex	Spain	Retail	Retail-Apparel/Shoes/Acc	92,364	78,640	7	71	16	E
FDR.ES	Fluidra	Spain	Retail	Retail-Leisure Products	6,035	12,069	7	80	21	E
IBE.ES	Iberdrola	Spain	Utility	Utility-Electric Power	70,296	111,500	4	60	27	E
EPIA.SE	Epiroc A	Sweden	Capital Equipment	Machinery-Constr/Mining	18,216	22,177	5	92	60	D-
SR@G.SE	Atlas Copco A	Sweden	Capital Equipment	Machinery-Gen Industrial	49,478	61,791	5	85	60	D+
SKFB.SE	Skf B	Sweden	Capital Equipment	Machinery-Gen Industrial	9,196	39,927	5	79	41	E
ALF.SE	Alfa Laval	Sweden	Capital Equipment	Machinery-Gen Industrial	13,568	24,676	5	94	43	E
ACBF.SE	Atlas Copco B	Sweden	Capital Equipment	Machinery-Gen Industrial	20,202	26,203	4	85	65	D+
SUBF.SE	Securitas B	Sweden	Capital Equipment	Security/Sfty	4,535	17,274	5	87	37	C
ESSI.SE	Essity B	Sweden	Consumer Staple	Cosmetics/Personal Care	18,462	45,907	6	83	47	D
AZA.SE	Avanza Bank Holding	Sweden	Financial	Finance-Invest Bnk/Bkrs	5,111	14,476	5	92	56	E
LIFC.SE	Lifco B	Sweden	Financial	Finance-Investment Mgmt	9,976	18,333	5	96	64	D+
ELKB.SE	Elektro B	Sweden	Health Care	Medical-Systems/Equip	3,981	11,104	5	69	38	E
THQ.SE	Embracer Group	Sweden	Technology	Computer Sftwr-Gaming	9,721	43,676	3	10	39	B-
EKBF.SE	Hexagon B	Sweden	Technology	Elec-Misc Products	37,248	47,808	9	66	63	D
SIKA.CH	Sika	Switzerland	Basic Material	Chemicals-Specialty	51,081	97,375	3	89	73	D-
EMSN.CH	Ems-Chemie 'N'	Switzerland	Basic Material	Chemicals-Specialty	23,427	11,611	4	64	70	C
GIVN.CH	Givaudan 'N'	Switzerland	Basic Material	Chemicals-Specialty	36,047	74,148	6	34	22	E

Symbol	Name	Trading Country	Sector Name	Industry Group Name	Market Value, USD (Mil)	Avg Daily Dollar Vol (000), USD	Negative Alert Score, 10 Wks	EPS Rank	RS Rating	A/D Rating
SGSN.CH	Sgs 'N'	Switzerland	Capital Equipment	Comml Svcs-Outsourcing	21,458	44,011	6	29	31	E
ABBN.CH	Abb Ltd N	Switzerland	Capital Equipment	Electrical-Power/Equipmt	73,220	141,984	3	62	82	E
SCHP.CH	Schindler 'P'	Switzerland	Capital Equipment	Machinery-Gen Industrial	10,050	25,665	4	63	23	D+
VACN.CH	Vat Group	Switzerland	Capital Equipment	Metal Proc & Fabrication	11,611	37,105	4	82	80	E
LISN.CH	Chocoladefabriken Lindt & Spruengli	Switzerland	Consumer Staple	Food-Confectionery	15,564	15,378	3	90	75	E
LISP.CH	Choc.Lindt & Spruengli Par	Switzerland	Consumer Staple	Food-Confectionery	11,888	20,878	2	90	77	D-
PGHN.CH	Partners Group Holding	Switzerland	Financial	Finance-Invest Bnk/Bkrs	37,299	86,544	6	92	28	D+
SPSN.CH	Swiss Prime Site	Switzerland	Financial	Real Estate Dvlpmt/Ops	7,307	10,866	6	37	35	D-
RO.CH	Roche Holdings 'B'	Switzerland	Health Care	Medical-Diversified	65,315	11,228	5	36	70	E
STMN.CH	Straumann Hldg.	Switzerland	Health Care	Medical-Products	24,622	39,824	4	57	29	E
SOON.CH	Sonova N	Switzerland	Health Care	Medical-Products	22,792	47,290	5	77	75	D
UHRN.CH	The Swatch Group	Switzerland	Retail	Retail/Whlsle-Jewelry	6,659	3,739	5	10	47	E
TEMN.CH	Temenos N	Switzerland	Technology	Computer Sftwr-Financial	8,893	20,904	4	27	21	D-
KNIN.CH	Kuehne Und Nagel International	Switzerland	Transportation	Transportation-Logistics	34,365	40,542	6	91	42	D+
CRDA.GB	Croda International	United Kingdom	Basic Material	Chemicals-Specialty	14,179	39,569	5	83	34	C+
RR.GB	Rolls-Royce Holdings	United Kingdom	Capital Equipment	Aerospace/Defense	13,586	41,837	4	66	67	C
AHT.GB	Ashtead Group	United Kingdom	Capital Equipment	Comml Svcs-Leasing	31,092	60,985	4	81	56	E
RTO.GB	Rentokil Initial	United Kingdom	Capital Equipment	Comml Svcs-Outsourcing	12,881	35,485	4	78	28	D-
ITRK.GB	Intertek Group	United Kingdom	Capital Equipment	Comml Svcs-Outsourcing	11,544	20,115	3	82	47	C
SPX.GB	Spirax-Sarco Engr.	United Kingdom	Capital Equipment	Machinery-Gen Industrial	12,774	19,004	6	90	25	E
HLMA.GB	Halma	United Kingdom	Capital Equipment	Security/Sfty	12,554	20,026	7	95	21	E
CCH.GB	Coca-Cola Hbc (Cdi)	United Kingdom	Consumer Staple	Beverages-Non-Alcoholic	12,476	17,428	5	93	56	E
RKT.GB	Reckitt Benckiser Group	United Kingdom	Consumer Staple	Cosmetics/Personal Care	56,221	86,086	4	12	34	E
NVTK.GB	Pao Novatek Gdr	United Kingdom	Energy	Oil&Gas-Intl Expl&Prod	67,345	20,349	7	51	63	D-
ROSN.GB	Rosneft Oil Co Pjsc Gds	United Kingdom	Energy	Oil&Gas-Refining/Mktg	82,539	13,905	7	80	56	C-
ICP.GB	Intermediate Capital Gp.	United Kingdom	Financial	Finance-Investment Mgmt	7,443	12,104	5	82	22	D-
LSEG.GB	London Stock Ex.Group	United Kingdom	Financial	Financial Svcs-Specialty	49,280	64,629	3	46	31	D
PRU.GB	Prudential	United Kingdom	Financial	Insurance-Life	46,040	88,094	5	12	17	D+
AZN.GB	Astrazeneca	United Kingdom	Health Care	Medical-Diversified	175,554	190,709	4	26	59	C
DPH.GB	Dechra Pharmaceuticals	United Kingdom	Health Care	Medical-Ethical Drugs	5,837	15,362	7	92	22	D
SN.GB	Smith & Nephew	United Kingdom	Health Care	Medical-Products	14,720	28,237	6	80	18	C
JD.GB	Jd Sports Fashion	United Kingdom	Retail	Retail-Apparel/Shoes/Acc	12,710	19,007	6	98	31	D
DOM.GB	Domino's Pizza Group	United Kingdom	Retail	Retail-Restaurants	2,379	4,109	4	54	67	C-
NXT.GB	Next	United Kingdom	Retail	Retail-Specialty	13,009	26,999	5	81	22	D-
PETS.GB	Pets At Home Group	United Kingdom	Retail	Retail-Specialty	2,746	5,716	5	89	24	C-
SBRY.GB	Sainsbury (J)	United Kingdom	Retail	Retail-Super/Mini Mkts	8,767	13,546	5	74	59	D
MGNT.GB	Magnet Pjsc Gds	United Kingdom	Retail	Retail-Super/Mini Mkts	7,310	1,392	5	51	25	C-

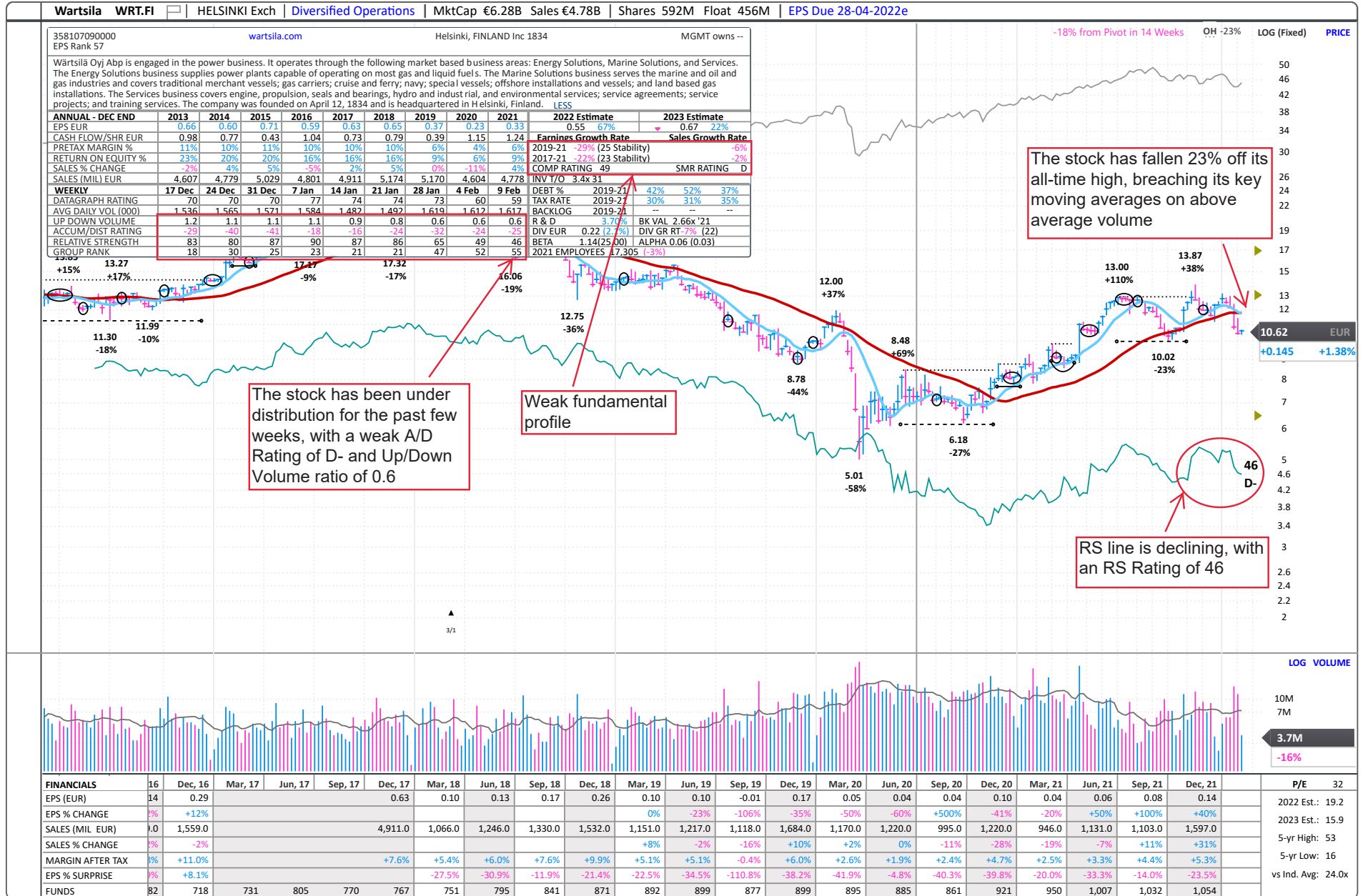
Global Laggards

Symbol	Name	Trading Country	Sector Name	Industry Group Name	Market Value, USD (Mil)	Avg Daily Dollar Vol (000), USD	Negative Alert Score, 10 Wks	EPS Rank	RS Rating	A/D Rating
GFTU.GB	Grafton Group Uts.	United Kingdom	Retail	Retail/Whlsle-Bldg Prds	3,726	6,431	6	98	39	D-
TPK.GB	Travis Perkins	United Kingdom	Retail	Retail/Whlsle-Bldg Prds	4,323	12,093	5	66	31	C-
AVV.GB	Aveva Group	United Kingdom	Technology	Computer-Tech Services	11,845	13,998	5	3	15	C-
ECM.GB	Electrocomp.	United Kingdom	Technology	Elec-Misc Products	6,833	16,488	3	95	56	C
SXS.GB	Spectris	United Kingdom	Technology	Elec-Misc Products	5,122	10,318	6	74	47	D-
RMG.GB	Royal Mail	United Kingdom	Transportation	Transport-Air Freight	5,973	17,730	7	93	47	E
WIZZ.GB	Wizz Air Holdings	United Kingdom	Transportation	Transportation-Airline	6,381	17,537	4	38	31	C+
SSE.GB	Sse	United Kingdom	Utility	Utility-Electric Power	22,632	59,714	4	56	59	D-

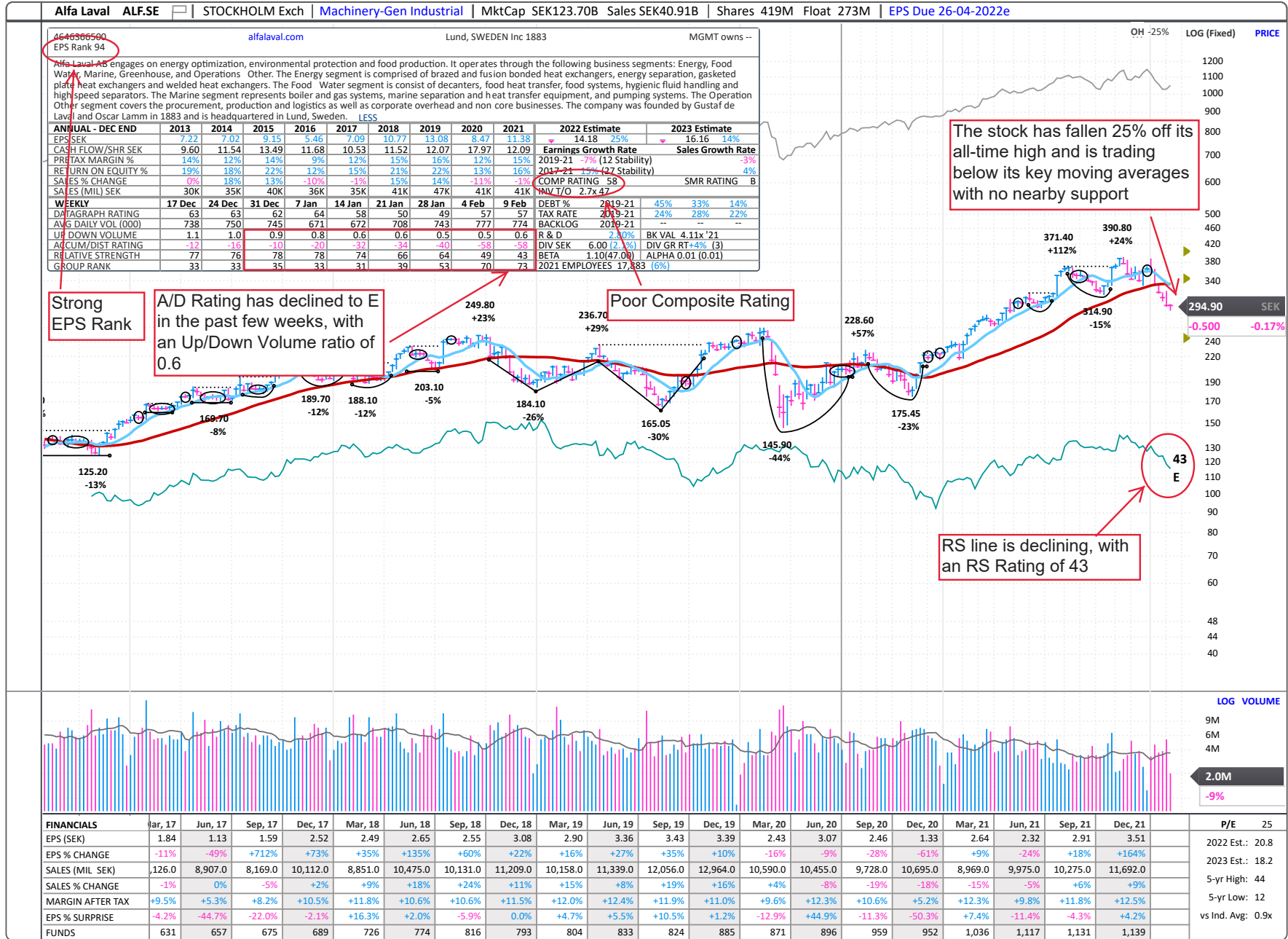
Developed — Basic Material — Highlighted Laggard



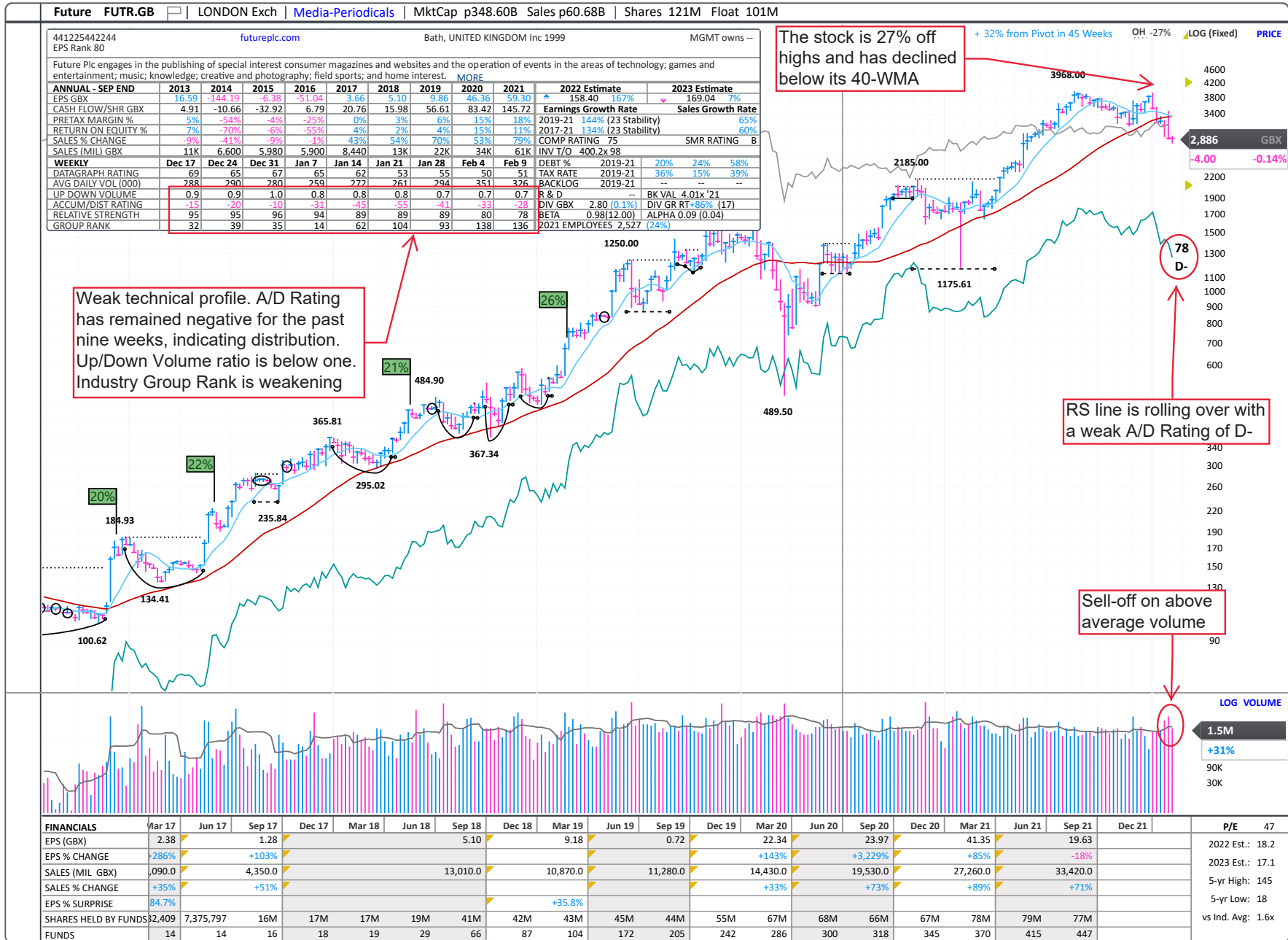
Developed — Capital Equipment — Highlighted Laggard



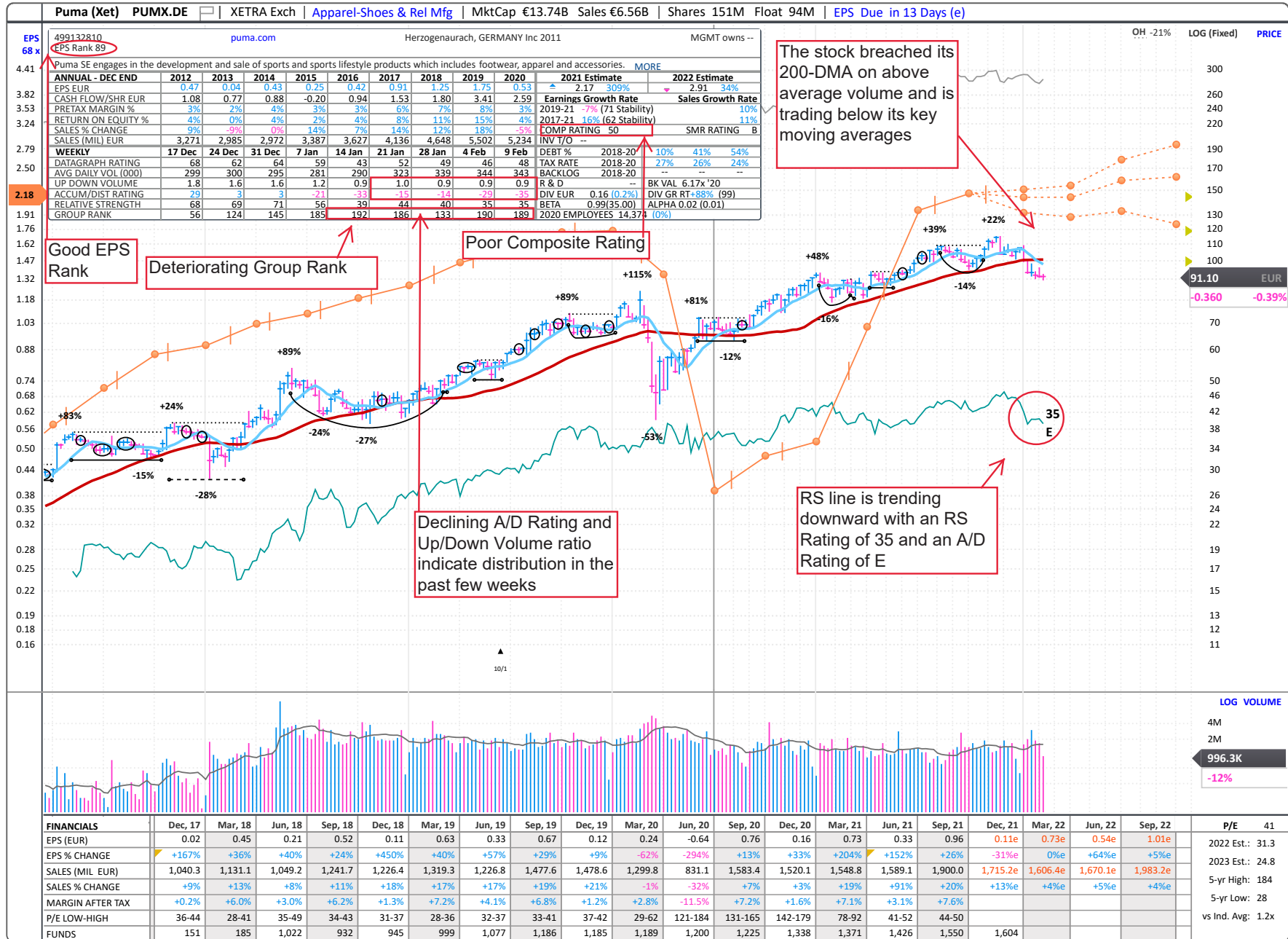
Developed — Capital Equipment — Highlighted Lagcard



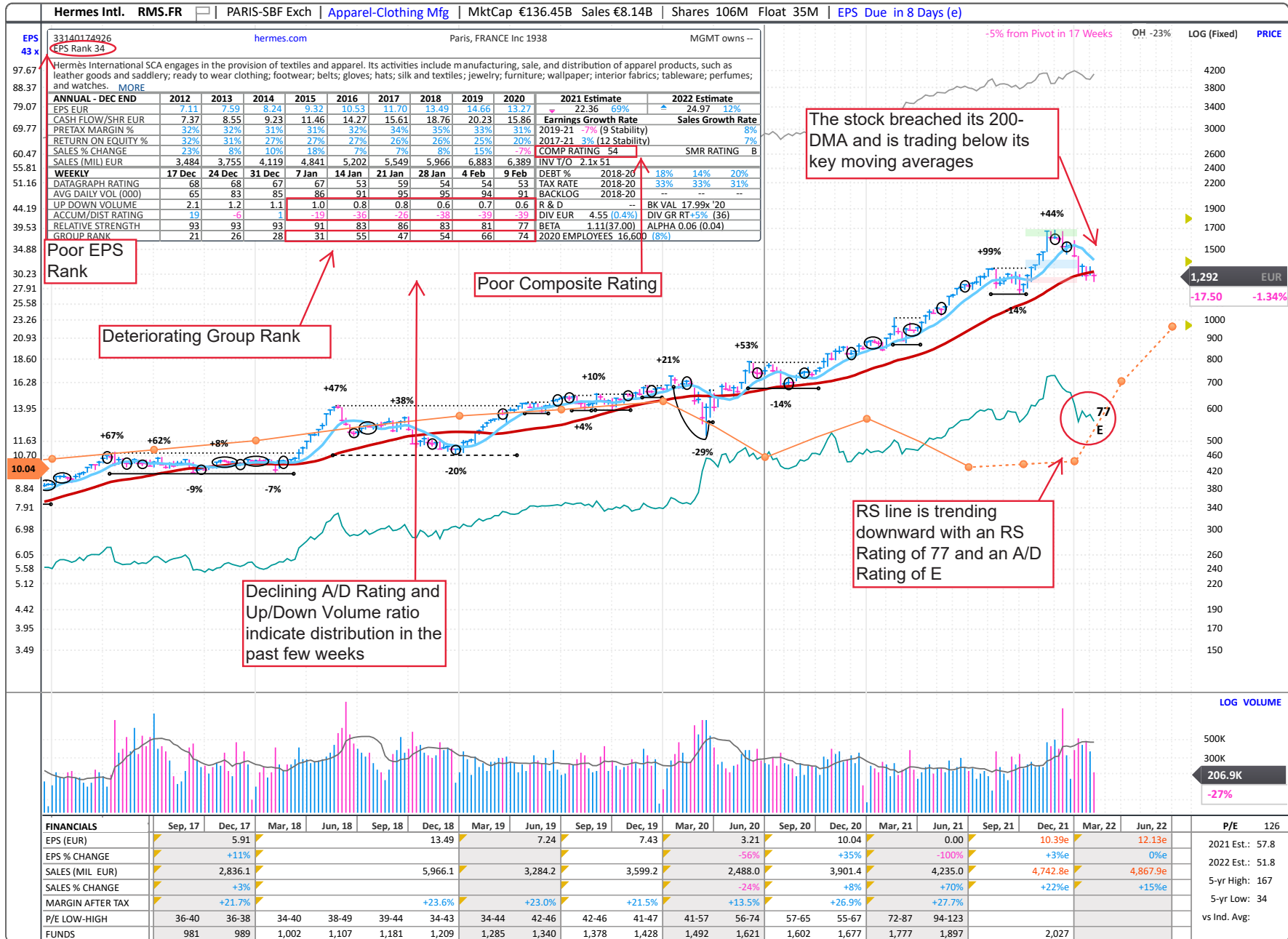
Developed—Consumer Cyclical—Highlighted Laggard



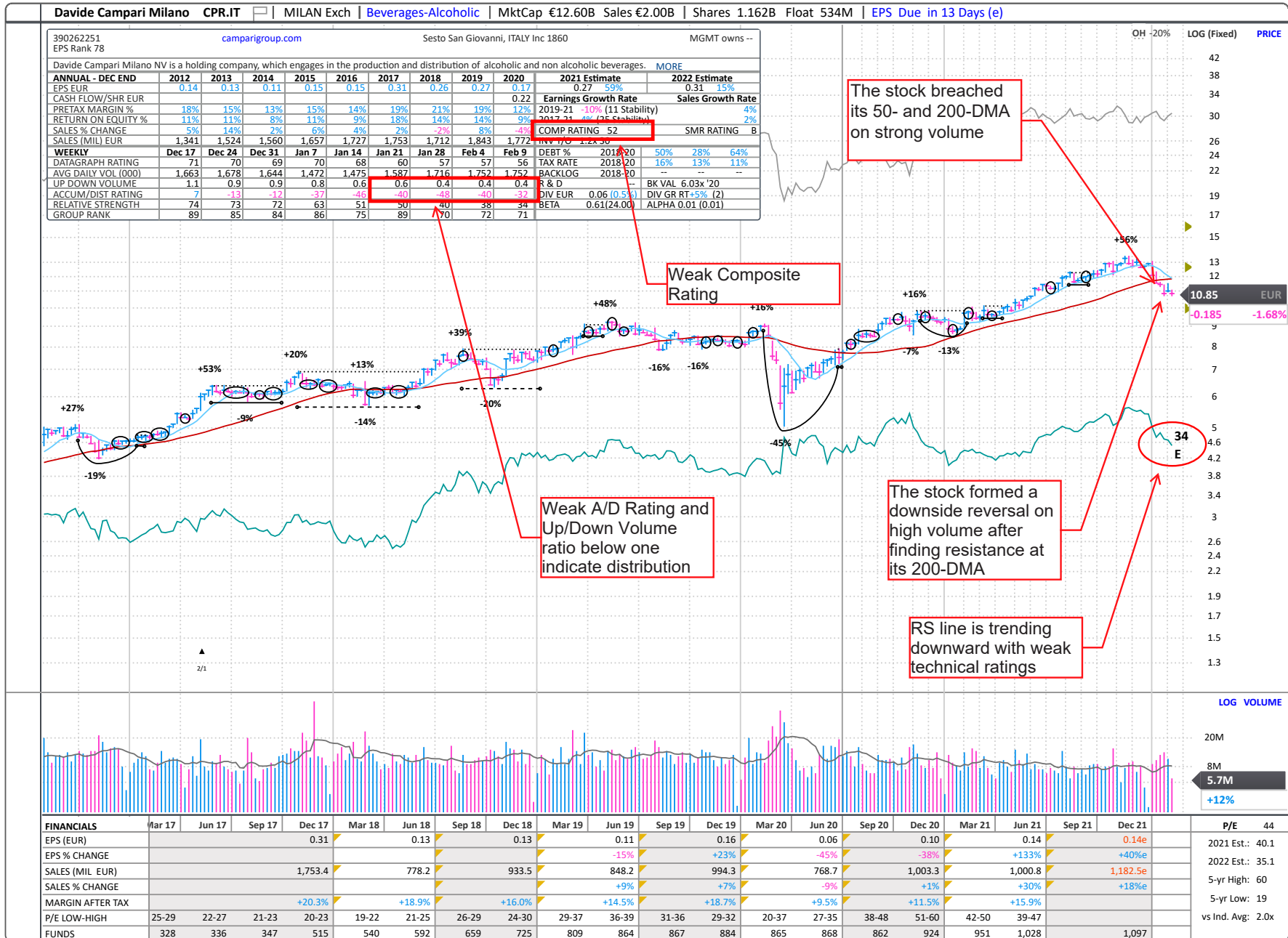
Developed — Consumer Cyclical — Highlighted Laggard



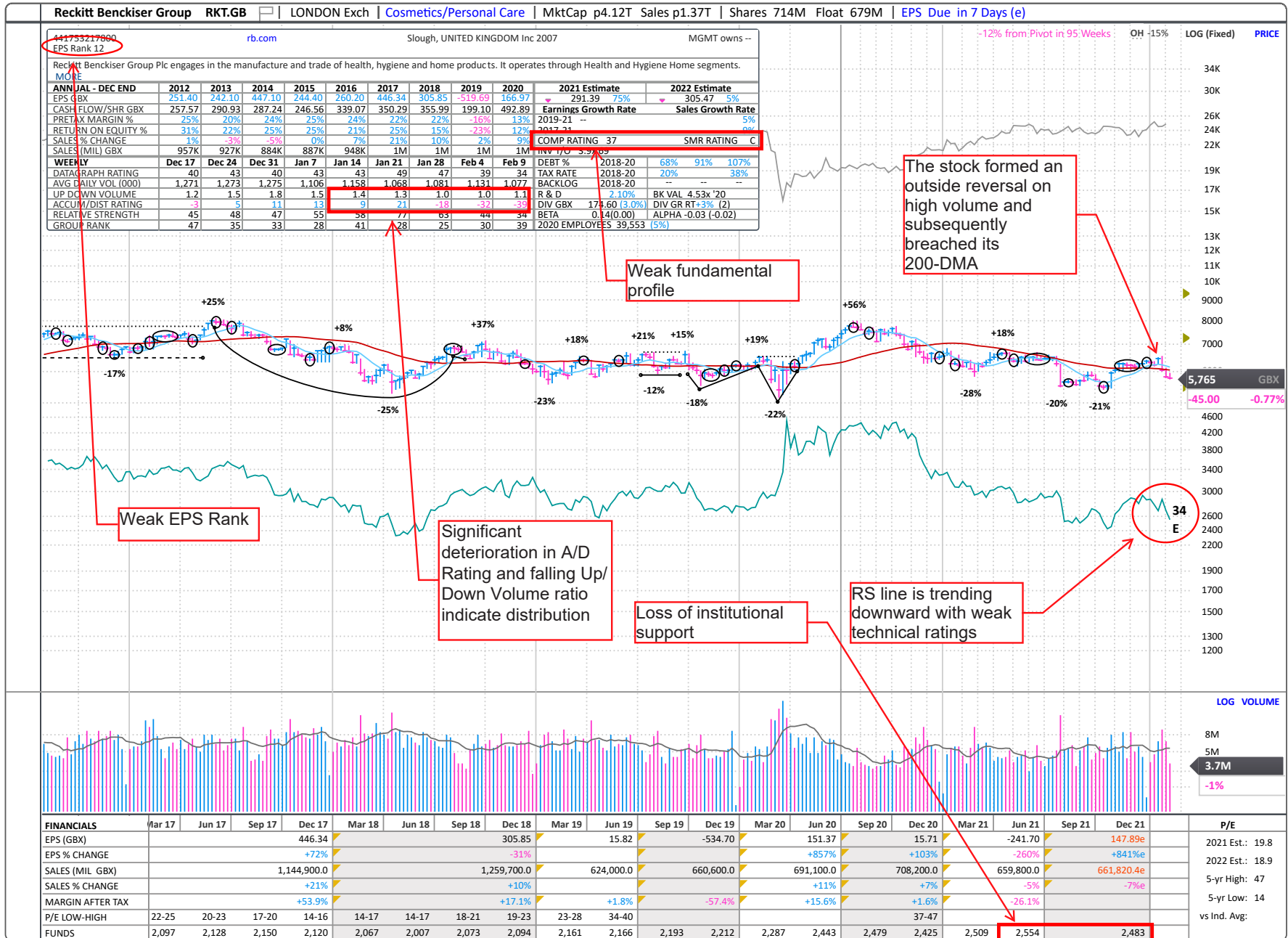
Developed — Consumer Cyclical — Highlighted Laggard



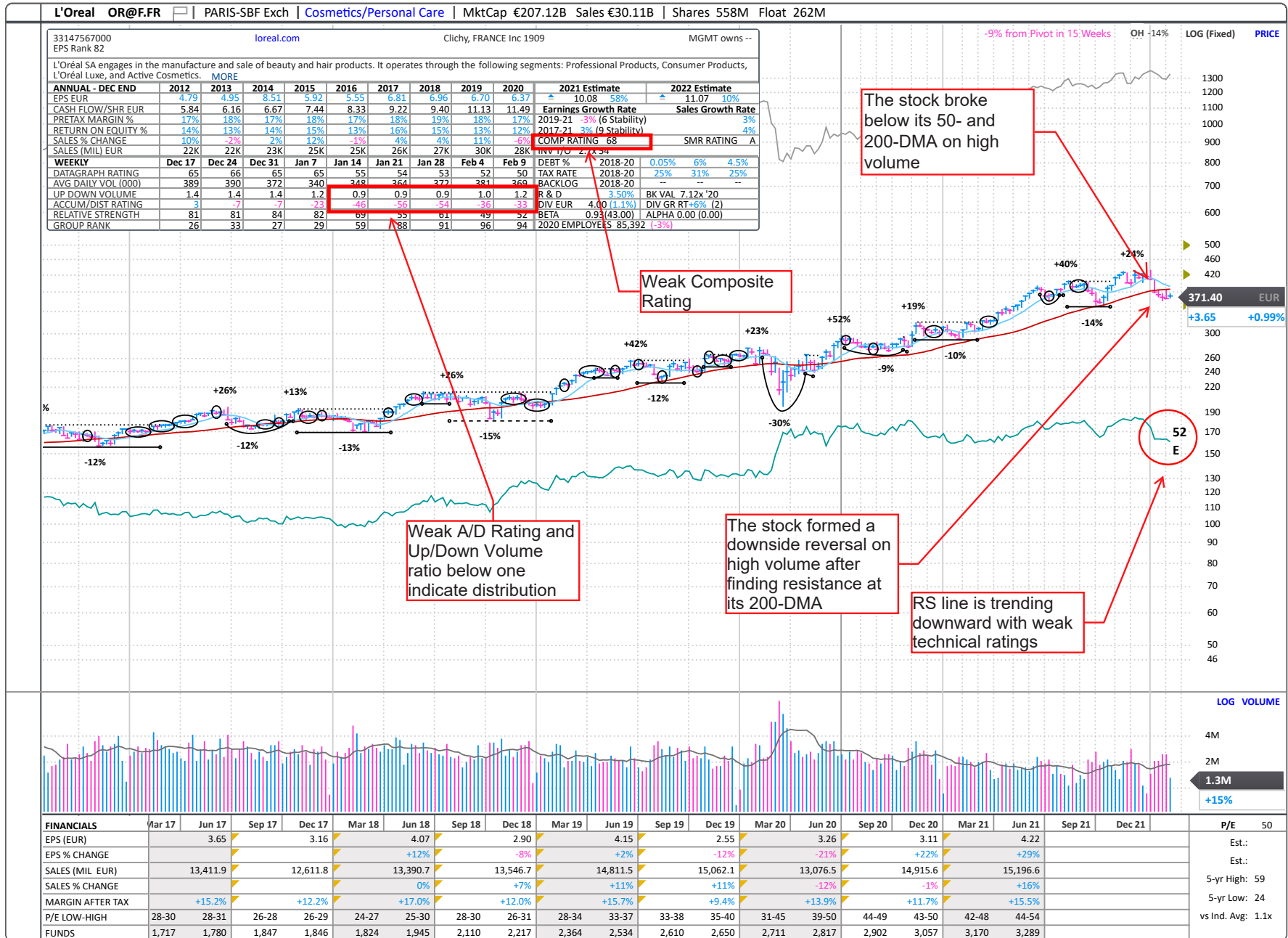
Developed — Consumer Staple — Highlighted Laggard



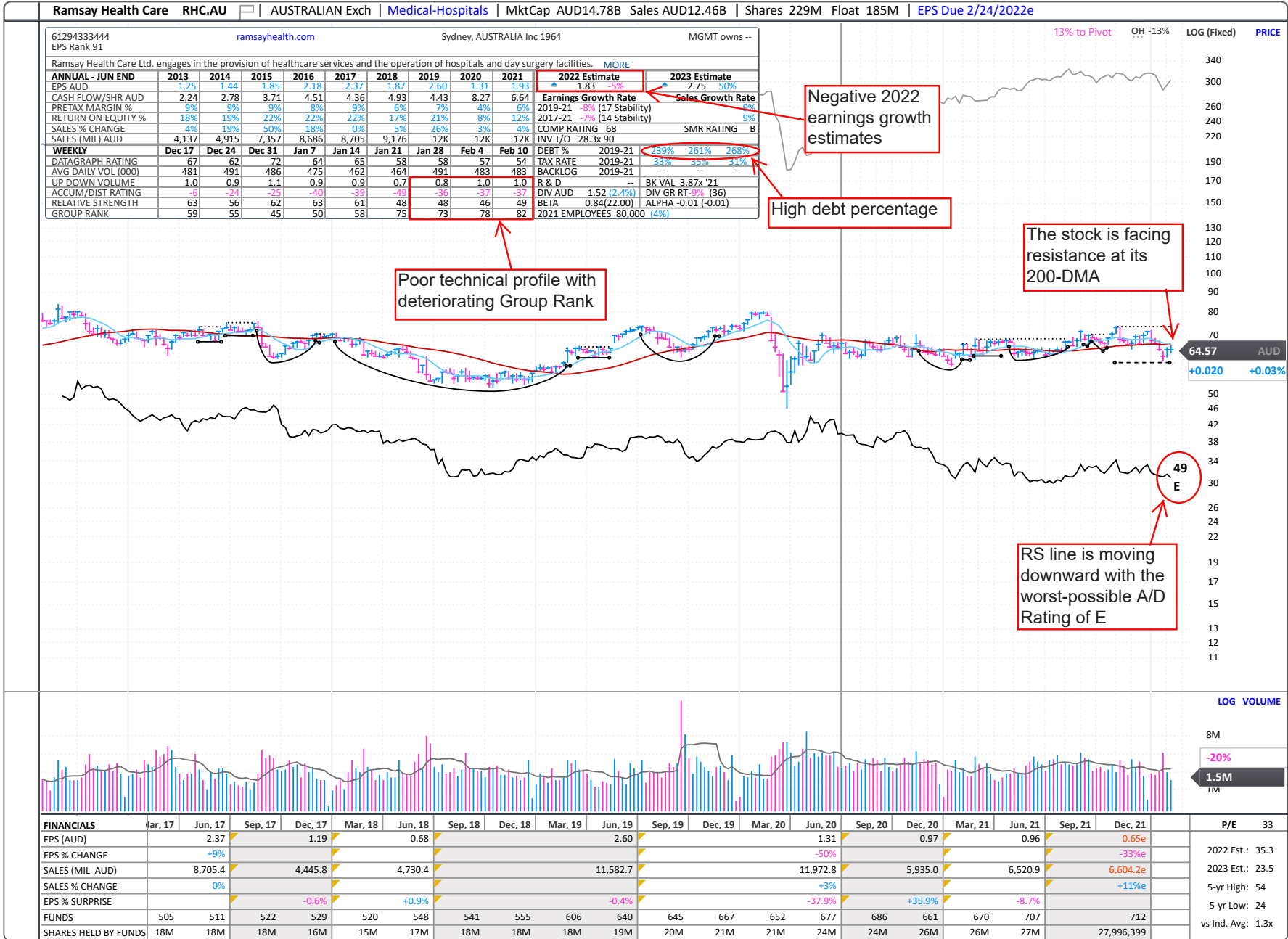
Developed — Consumer Staple — Highlighted Laggard



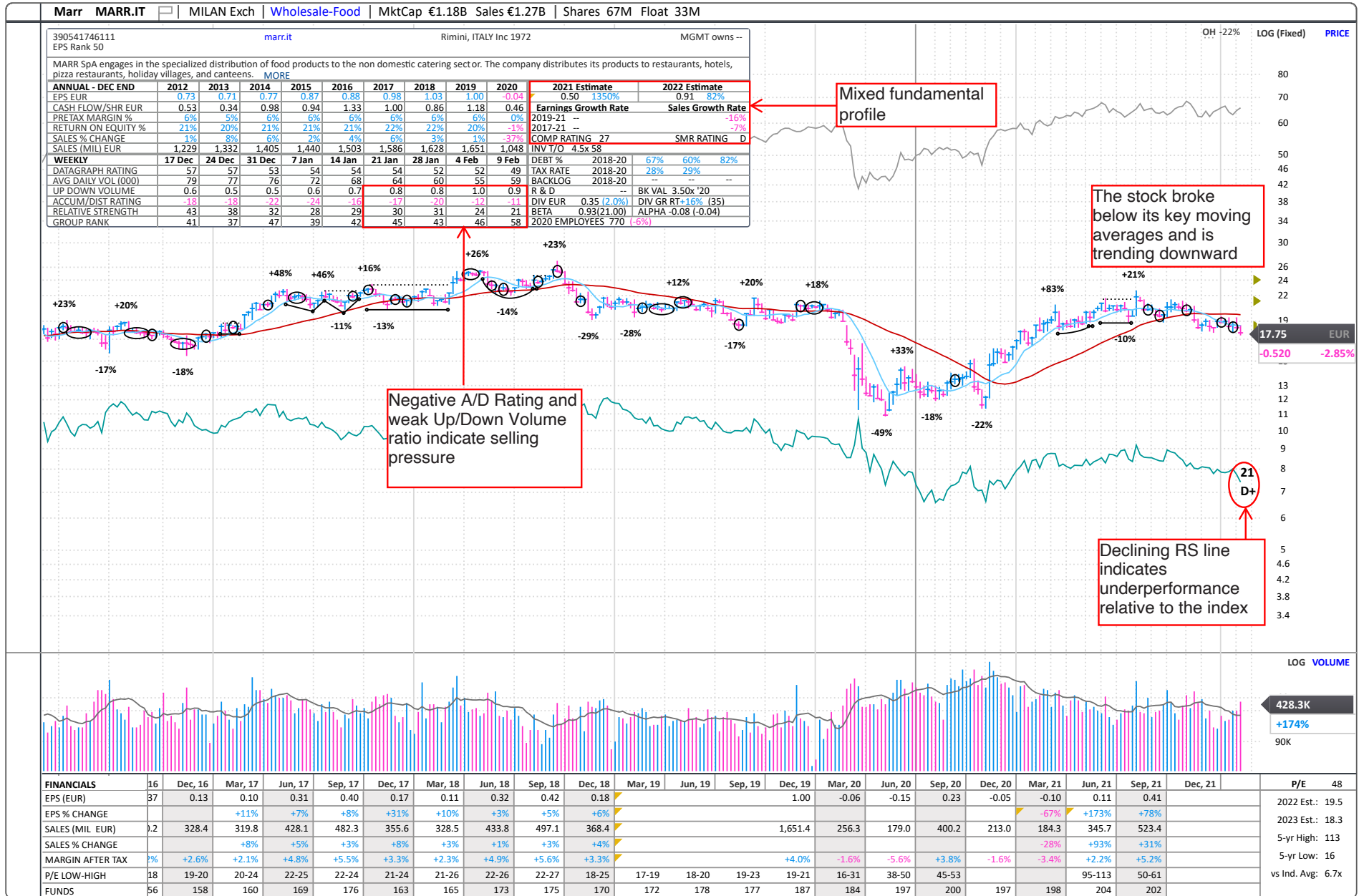
Developed — Consumer Staple — Highlighted Laggard



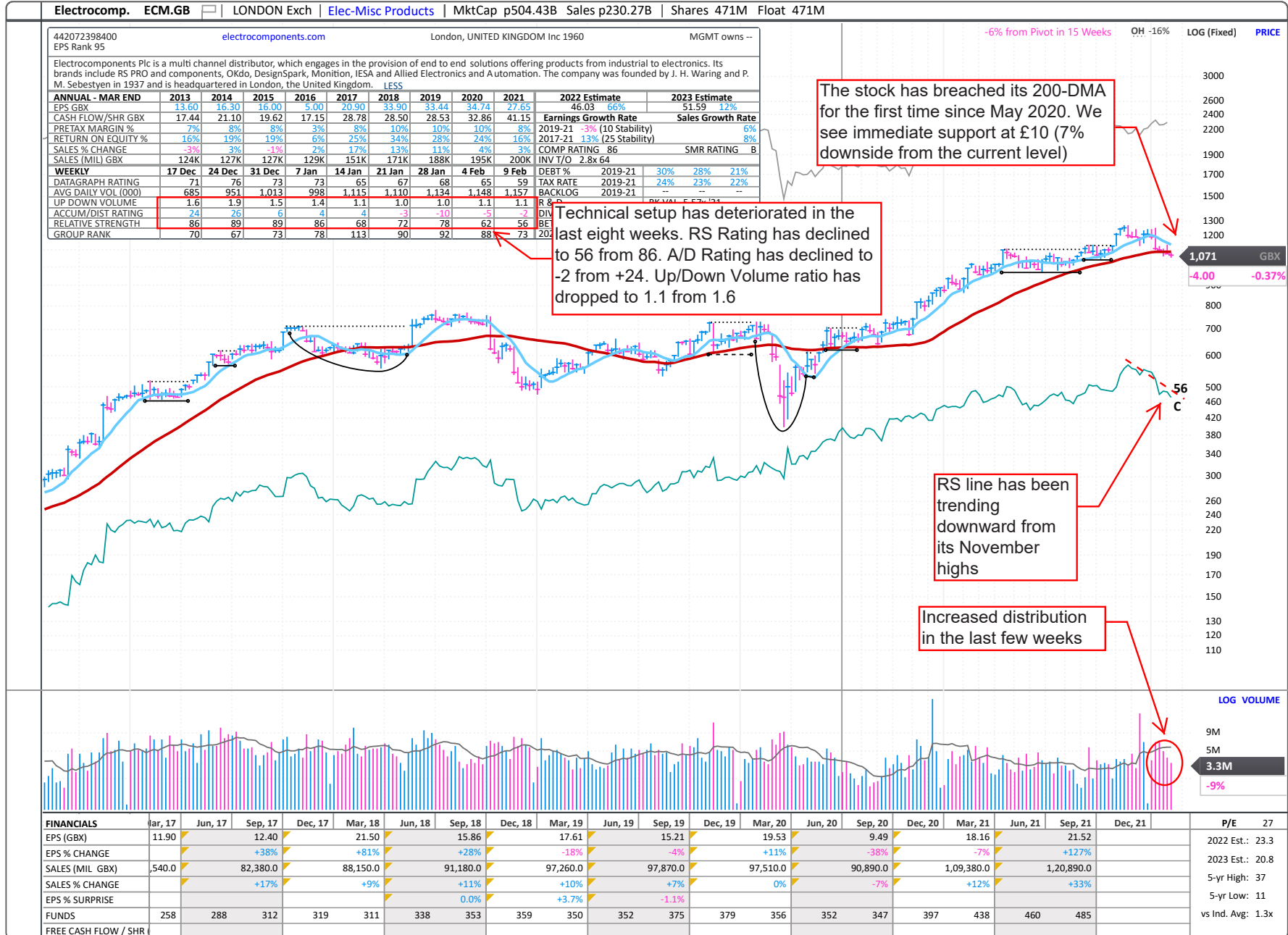
Developed — Health Care — Highlighted Laggard



Developed — Retail — Highlighted Laggard



Developed — Technology — Highlighted Laggard



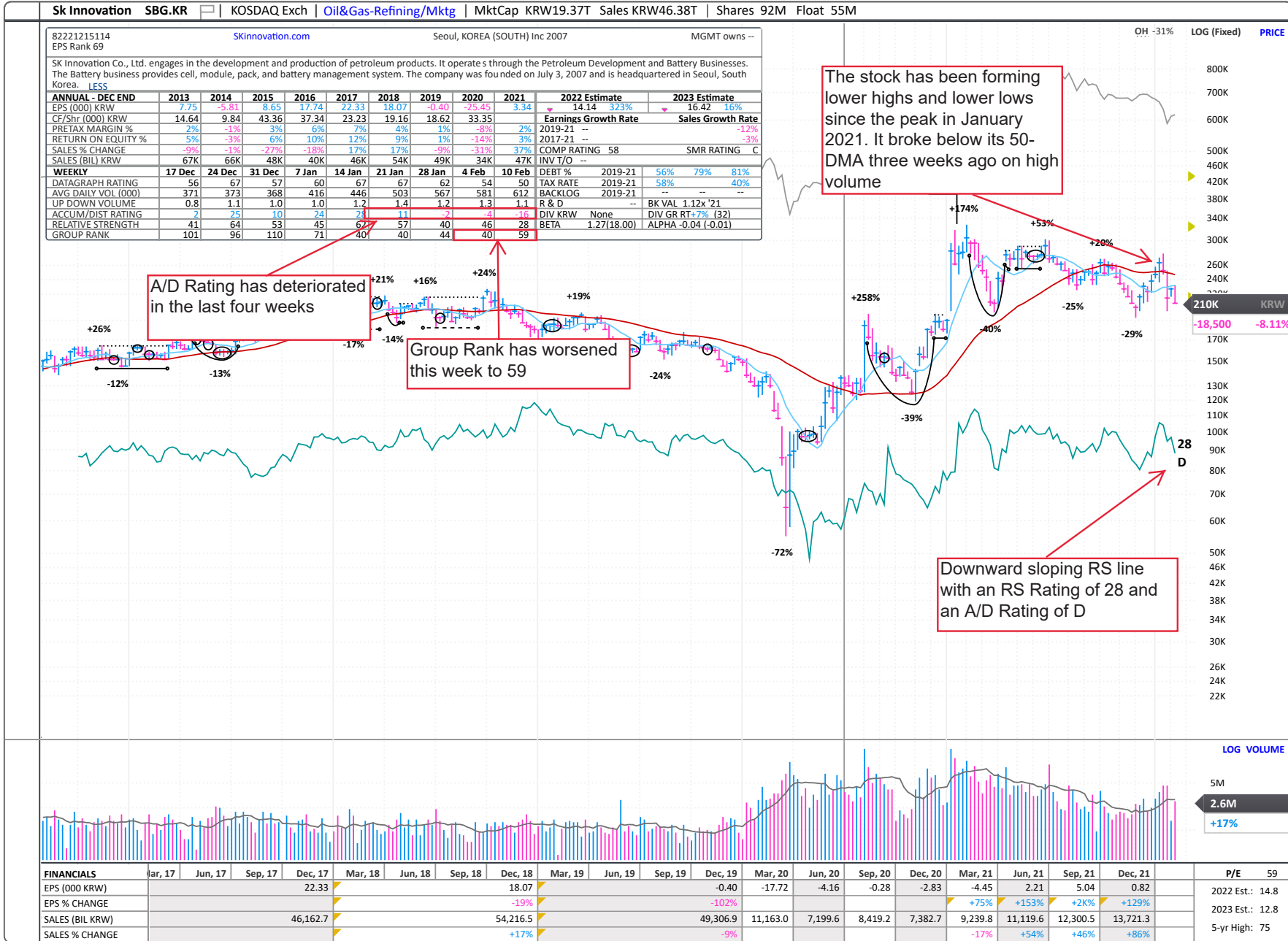
Emerging Markets

Symbol	Name	Trading Country	Sector Name	Industry Group Name	Market Value, USD (Mil)	Avg Daily Dollar Vol (000), USD	Negative Alert Score, 10 Wks	EPS Rank	RS Rating	A/D Rating
EA3.BR	Embraer On	Brazil	Capital Equipment	Aerospace/Defense	2,821	37,032	4	39	94	D+
AVS.BR	Ambev On	Brazil	Consumer Staple	Beverages-Alcoholic	43,723	59,111	5	73	29	C-
P3M.BR	Rumo On	Brazil	Transportation	Transportation-Logistics	5,687	34,089	3	39	26	C-
YSP.CN	Yantai Tayho Advd.Mats.'A'	China	Consumer Cyclical	Apparel-Clothing Mfg	2,058	33,399	4	99	45	C+
ENL.CN	Beijing Enlight Mda.'A'	China	Consumer Cyclical	Leisure-Movies & Related	4,718	40,765	4	28	36	D+
CFM.CN	China Film 'A'	China	Consumer Cyclical	Leisure-Movies & Related	3,551	27,250	4	50	41	D+
ZMM.CN	Zhejiang Cfmoto Power	China	Consumer Cyclical	Leisure-Products	3,248	17,031	3	75	25	C
GAA.CN	Alpha Group 'A'	China	Consumer Cyclical	Leisure-Toys/Games/Hobby	1,342	42,542	3	7	47	C
SIH.CN	Shede Spirits 'A'	China	Consumer Staple	Beverages-Alcoholic	9,781	242,964	2	99	88	C+
KCM.CN	Kweichow Moutai 'A'	China	Consumer Staple	Beverages-Alcoholic	369,569	1,090,583	4	87	38	D+
FVZ.CN	Proya Cosmetics	China	Consumer Staple	Cosmetics/Personal Care	5,311	21,805	6	91	18	D+
LMF.CN	Shandong Longda Meishi 'A'	China	Consumer Staple	Food-Meat Products	1,508	31,694	3	41	13	C+
XNT.CN	Cofco Tunhe Sugar 'A'	China	Consumer Staple	Food-Misc Preparation	2,886	29,131	5	33	18	C-
ZBF.CN	Zhongyin Babi Food	China	Consumer Staple	Food-Packaged	1,240	15,526	4	70	25	D+
SHR.IN	Shree Cement	India	Basic Material	Bldg-Cement/Concr/Ag	12,192	11,087	6	56	8	D
HVI.IN	Havell's India	India	Capital Equipment	Electrical-Power/Equipmt	10,220	16,423	5	58	20	E
TEA.IN	Tata Consumer Products	India	Consumer Staple	Beverages-Non-Alcoholic	8,716	20,398	6	61	15	E
DAB.IN	Dabur India	India	Consumer Staple	Cosmetics/Personal Care	13,359	10,841	7	58	19	E
GCD.IN	Godrej Csm.Products(Nse)	India	Consumer Staple	Cosmetics/Personal Care	11,675	11,215	6	58	13	C+
HDL.IN	Hindustan Unilever	India	Consumer Staple	Cosmetics/Personal Care	71,796	44,196	7	83	15	E
NES.IN	Nestle India	India	Consumer Staple	Food-Misc Preparation	23,407	10,730	5	84	20	D-
HDF.IN	Housing Development Fin.	India	Financial	Banks-Money Center	60,026	102,852	6	77	9	C+
HFC.IN	Hdfc Bank	India	Financial	Banks-Money Center	113,144	125,773	6	89	20	E
SC3.IN	Sbi Cards And Payment Services	India	Financial	Finance-CrdtCard/PmtPr	10,978	20,934	6	95	5	D-
ILG.IN	Icici Lombard General Ins Co	India	Financial	Insurance-Brokers	8,831	11,994	6	61	8	C-
HDS.IN	Hdfc Life Insurance Co	India	Financial	Insurance-Life	17,135	16,520	4	52	7	C+
DRR.IN	Dr. Reddy's Laboratories	India	Health Care	Medical-Diversified	9,707	21,903	6	96	8	D-
LUP.IN	Lupin (Nse)	India	Health Care	Medical-Generic Drugs	4,904	16,967	5	28	3	D-
DVL.IN	Divis Laboratories (Nse)	India	Health Care	Medical-Generic Drugs	15,326	31,592	6	87	16	D-
LPA.IN	Dr Lal Pathlabs	India	Health Care	Medical-Services	3,240	8,860	7	92	11	D+
JF1.IN	Jubilant Foodworks	India	Retail	Retail-Restaurants	5,617	29,205	5	87	13	D
WIP.IN	Wipro (Nse)	India	Technology	Computer-Tech Services	41,950	70,937	5	80	23	D
TMH.IN	Tech Mahindra	India	Technology	Computer-Tech Services	19,082	58,060	4	76	41	D-
TSE.IN	Tata Consultancy Svs.	India	Technology	Computer-Tech Services	186,657	126,873	3	82	35	E
HTE.IN	Hcl Technologies (Nse)	India	Technology	Computer-Tech Services	43,232	72,315	4	58	35	C

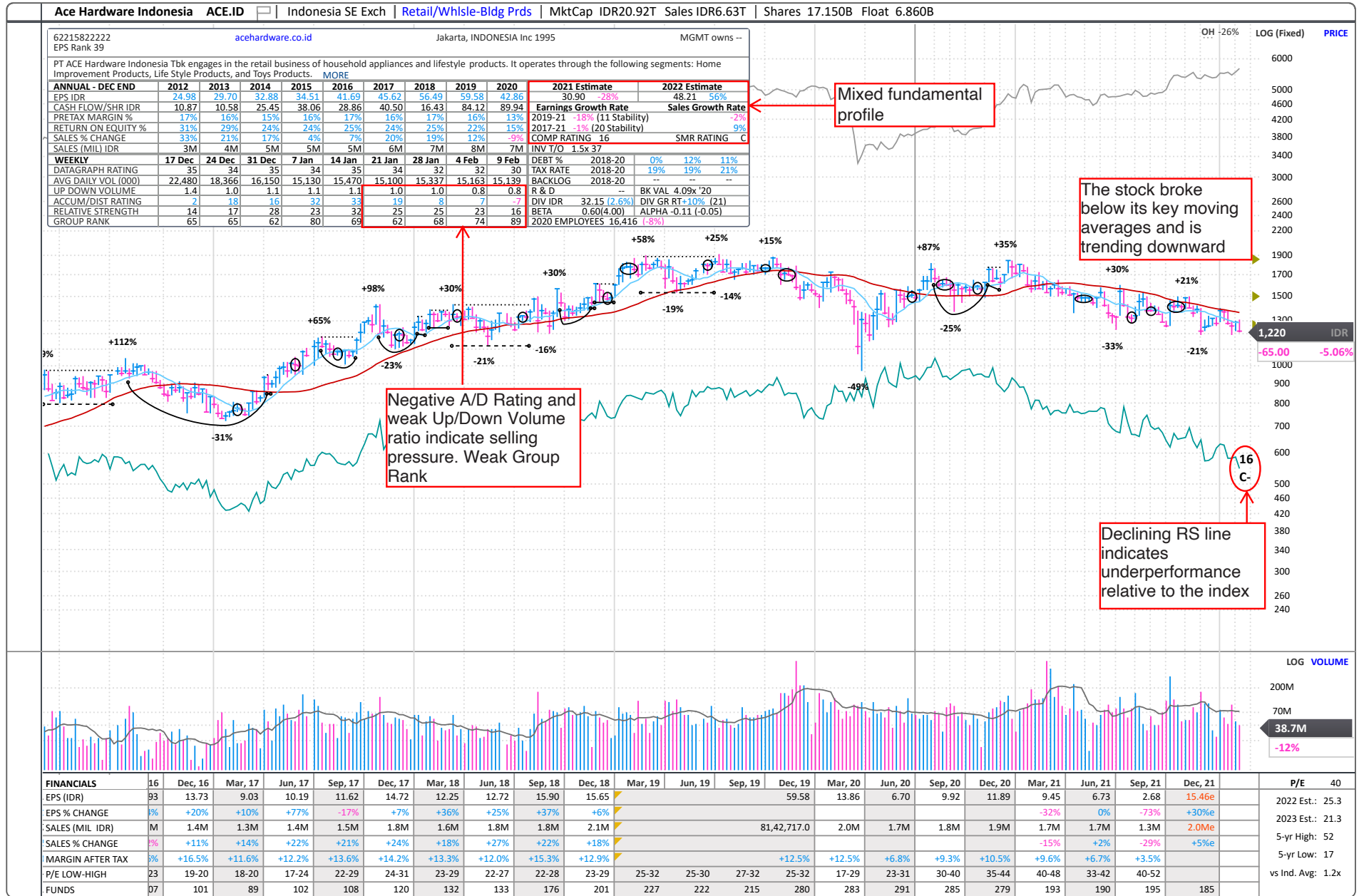
Symbol	Name	Trading Country	Sector Name	Industry Group Name	Market Value, USD (Mil)	Avg Daily Dollar Vol (000), USD	Negative Alert Score, 10 Wks	EPS Rank	RS Rating	A/D Rating
BFL.IN	Mphasis (Nse)	India	Technology	Computer-Tech Services	7,813	23,193	3	55	50	D
VIS.IN	Tata Communications(Nse)	India	Technology	Telecom Svcs-Integrated	4,985	14,175	3	45	32	D-
CNC.IN	Container Corp.Of India	India	Transportation	Transportation-Logistics	5,066	9,200	4	55	19	C
ACE.ID	Ace Hardware Indonesia	Indonesia	Retail	Retail/Whlsle-Bldg Prds	1,469	1,284	3	39	19	C-
INAR.MY	Inari Amertron	Malaysia	Technology	Elec-Semiconductor Equip	2,957	20,601	6	93	48	D
FMU.MX	Fomento Economico Mexicano	Mexico	Consumer Staple	Beverages-Non-Alcoholic	16,585	19,585	6	71	53	E
SNV.PH	Sm Investments	Philippines	Retail	Retail-Super/Mini Mkts	22,094	4,245	4	53	46	D+
PUR.PH	Puregold Price Club	Philippines	Retail	Retail-Super/Mini Mkts	2,041	1,429	4	74	37	E
PLK.PL	Plknc.Naftowy Orlen	Poland	Energy	Oil&Gas-Refining/Mktg	7,967	19,870	4	90	58	C-
DIP.PL	Dino Polska Sa	Poland	Retail	Retail-Super/Mini Mkts	7,464	11,034	4	95	60	C
RSF.RU	Oc Rosneft	Russia	Energy	Oil&Gas-Integrated	82,010	62,513	2	70	70	B-
NTV.RU	Novatek	Russia	Energy	Oil&Gas-Integrated	67,321	40,920	3	38	77	E
TAT.RU	Tatneft	Russia	Energy	Oil&Gas-Integrated	14,748	29,597	3	79	55	C-
GAZ.RU	Gazprom	Russia	Energy	Oil&Gas-Integrated	106,015	397,173	2	65	90	C
AER.RU	Aeroflot Russ.Airl.	Russia	Transportation	Transportation-Airline	1,934	11,374	5	44	28	C+
IRA.RU	Inter Rao Ees	Russia	Utility	Utility-Electric Power	5,490	13,527	4	92	17	D+
WHLJ.ZA	Woolworths Hdg.	South Africa	Retail	Retail-Department Stores	3,670	14,029	5	56	21	C
PIKJ.ZA	Pick N Pay Stores	South Africa	Retail	Retail-Super/Mini Mkts	1,585	2,556	5	81	9	E
SPPJ.ZA	Spar Group	South Africa	Retail	Wholesale-Food	2,133	10,324	5	30	10	C-
PRXJ.ZA	Prosus (Jse)	South Africa	Technology	Computer Sftwr-Financial	174,314	71,513	3	96	15	C
CLZ.KR	Samsung C&T	South Korea	Capital Equipment	Bldg-Heavy Construction	17,314	28,853	4	85	39	C+
DL9.KR	DI E&C	South Korea	Capital Equipment	Bldg-Heavy Construction	1,897	15,501	4	5	45	C-
LCV.KR	Gs Engr. & Con.	South Korea	Capital Equipment	Bldg-Heavy Construction	2,906	17,643	5	89	63	D+
OIT.KR	Posco International	South Korea	Capital Equipment	Diversified Operations	2,118	14,156	4	97	57	D+
SMH.KR	Samsung Heavy Inds.	South Korea	Capital Equipment	Transportation-Equip Mfg	4,149	15,530	3	17	60	C+
KAM.KR	Kia Corporation	South Korea	Consumer Cyclical	Auto Manufacturers	27,054	96,253	3	91	53	C
HDR.KR	Hyundai Motor	South Korea	Consumer Cyclical	Auto Manufacturers	33,191	109,389	3	43	26	D-
SBG.KR	Sk Innovation	South Korea	Energy	Oil&Gas-Refining/Mktg	16,222	110,160	3	69	28	D
C&C.KR	Sk	South Korea	Energy	Oil&Gas-Refining/Mktg	14,002	34,403	4	37	33	C-
SFC.KR	Samsung Life Insurance	South Korea	Financial	Insurance-Life	10,869	16,882	4	33	42	D-
EMA.KR	E-Mart	South Korea	Retail	Retail-Super/Mini Mkts	3,291	11,133	4	90	33	D-
KP8.KR	Kakaopay	South Korea	Technology	Computer Sftwr-Financial	14,136	61,909	5	38	12	C+
KR1.KR	Krafton	South Korea	Technology	Computer Sftwr-Gaming	12,180	96,901	6	96	3	E
NCT.KR	Ncsoft	South Korea	Technology	Computer Sftwr-Gaming	10,111	81,148	4	50	3	C
SZS.KR	Samsung Sds	South Korea	Technology	Computer-Tech Services	9,233	12,650	3	62	26	D+
LGL.KR	Lg Display	South Korea	Technology	Electronic-Parts	5,918	71,060	4	39	47	C-
SEM.KR	Samsung Elto.Mechanics	South Korea	Technology	Electronic-Parts	10,696	100,444	5	83	67	D-

Symbol	Name	Trading Country	Sector Name	Industry Group Name	Market Value, USD (Mil)	Avg Daily Dollar Vol (000), USD	Negative Alert Score, 10 Wks	EPS Rank	RS Rating	A/D Rating
NHN.KR	Naver	South Korea	Technology	Internet-Content	45,540	159,031	8	62	28	C
LGK.KR	Lg Uplus	South Korea	Technology	Telecom Svcs-Wireless	4,936	11,948	7	72	60	C
SEP.KR	Samsung Eln.Pref.	South Korea	Technology	Telecom-Consumer Prods	47,547	69,617	3	76	64	C
HRO.KR	Hyundai Rotem	South Korea	Transportation	Transportation-Rail	1,746	12,135	6	47	39	E
KAW.KR	Korea Electric Power	South Korea	Utility	Utility-Electric Power	12,338	27,542	4	7	60	B-
DEL.TW	Delta Electronics	Taiwan	Capital Equipment	Electrical-Power/Equipmt	25,184	54,298	3	52	36	C
PRE.TW	Uni-President Ents.	Taiwan	Consumer Staple	Food-Grain & Related	14,063	13,151	3	33	29	C-
PCS.TW	President Chain Store	Taiwan	Retail	Wholesale-Food	9,892	12,030	4	23	18	D
CIT.TW	Chipmos Technologies	Taiwan	Technology	Elec-Semiconductor Equip	1,240	13,711	3	91	57	D
PWM.TW	Pwrchpsm.Mnfg.	Taiwan	Technology	Elec-Semiconductor Equip	8,267	27,296	5	81	45	E
VGS.TW	Vangd.Intl.Semicon.	Taiwan	Technology	Elec-Semiconductor Mfg	7,695	29,281	3	91	23	D+
GWC.TW	Globalwafers	Taiwan	Technology	Elec-Semiconductor Mfg	11,514	74,932	4	80	33	D
SGY.TW	Silergy	Taiwan	Technology	Elec-Semiconductor Mfg	13,775	67,707	4	97	68	C-
RES.TW	Realtek Semicon.	Taiwan	Technology	Elec-Semiconductor Mfg	9,370	32,345	2	98	33	D-
AIH.TW	Ase Technology Holding	Taiwan	Technology	Elec-Semiconductor Mfg	16,413	50,577	3	83	23	B-
POI.TW	Powertech Technology	Taiwan	Technology	Elec-Semiconductor Mfg	2,719	20,055	5	86	23	E
UTD.TW	United Micro Eln.	Taiwan	Technology	Elec-Semiconductor Mfg	25,059	256,716	2	92	29	C-
YAC.TW	Yageo	Taiwan	Technology	Electronic-Parts	8,733	70,292	3	91	48	C+
HON.TW	Hon Hai Precn.Ind.	Taiwan	Technology	Electronic-Parts	53,114	105,563	4	58	29	C-
CPFT.TH	Charoen Pokphand Foods	Thailand	Basic Material	Agricultural Operations	6,779	23,247	4	41	26	C
PTTG.TH	Ptt Global Chemical	Thailand	Basic Material	Chemicals-Specialty	7,960	27,946	4	90	13	D
OSOT.TH	Osotspa	Thailand	Consumer Staple	Beverages-Non-Alcoholic	3,122	10,260	4	62	28	C-
BPCT.TH	Banpu	Thailand	Energy	Energy-Coal	2,337	26,215	5	70	48	C+
TPI.TH	Irpc	Thailand	Energy	Oil&Gas-Refining/Mktg	2,461	14,694	5	61	36	C
POAR.TH	Ptt Oil And Retail Business	Thailand	Energy	Oil&Gas-Refining/Mktg	9,355	18,154	5	91	7	C
DOHO.TH	Dohome	Thailand	Retail	Retail-Internet	1,629	3,908	5	93	26	D-
GPS.TH	Global Power Synergy	Thailand	Utility	Utility-Electric Power	6,487	42,766	3	76	33	D+

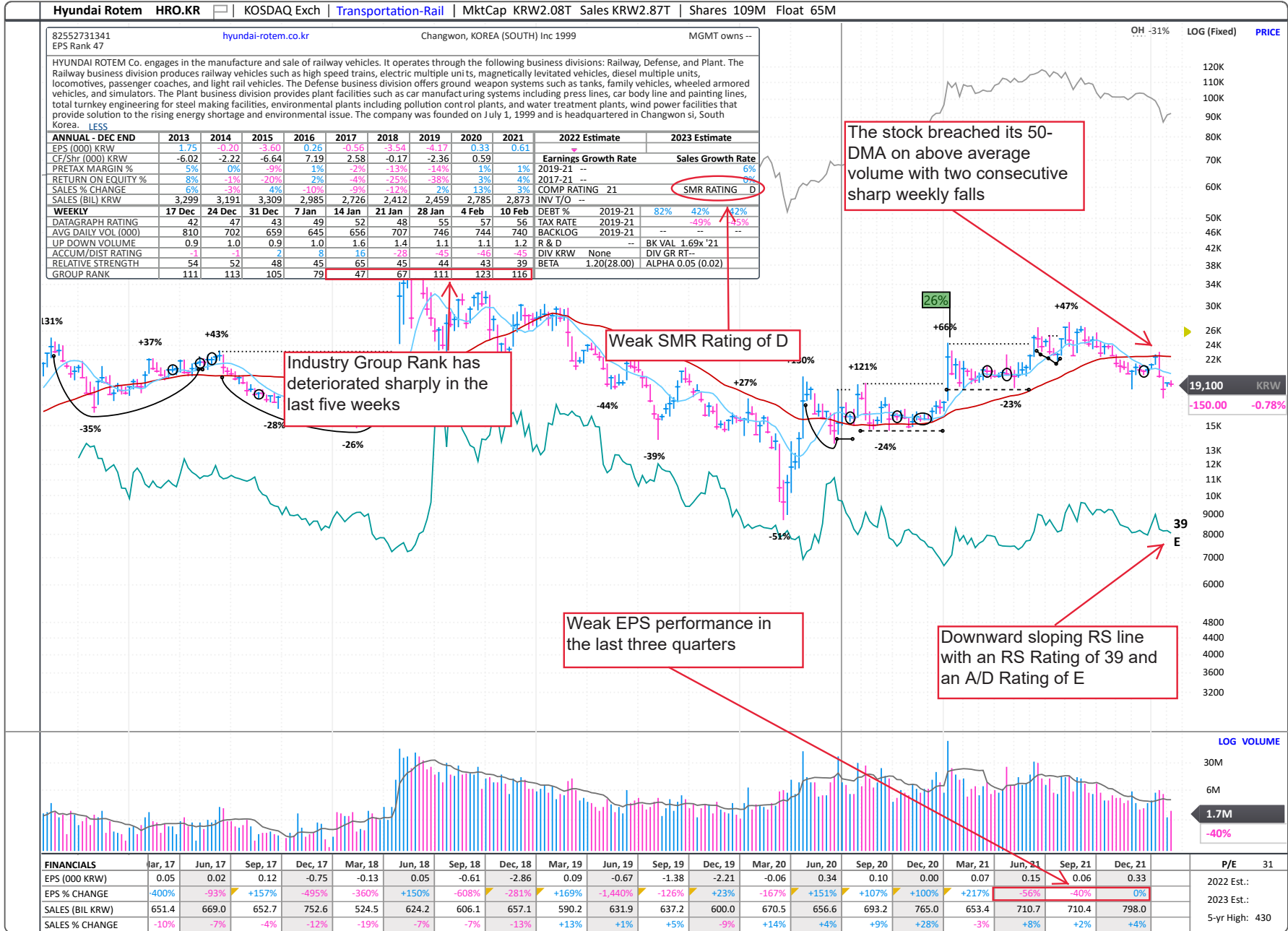
Emerging — Energy — Highlighted Laggard



Emerging — Retail — Highlighted Laggard



Emerging — Transportation — Highlighted Laggard



Disclaimer

William O'Neil + Co. Incorporated offers the world's leading institutional investment managers a distinct blend of quantitative, fundamental, and technical expertise in global stock buy-and-sell recommendations. Its core method profiles stocks displaying the characteristics of outperformance proven persistent over market history—drawn from the firm's industry-leading database.

William O'Neil + Co. Incorporated is an SEC Registered Investment Adviser. William O'Neil India Pvt Ltd Associates and William O'Neil Shanghai Pvt. Ltd. may develop research content on behalf of William O'Neil + Co. Our content should not be relied upon as the sole factor in determining whether to buy, sell, or hold a stock. For important information about reports, our business, and legal notices (including our Privacy Policy), please go to williamoneil.com/legal.

Limitations of Use of Stock Charts

Our content and stock charts, which provide certain current and historical information, should not be relied upon as the sole factor in determining whether to buy, sell, or hold a stock. The charts provide certain current and historical information, but are not a substitute for a comprehensive analysis of the individual stocks.

No Investment Banking

William O'Neil + Co. and its affiliates do not engage in investment banking and do not make a market in any securities. Neither William O'Neil + Co. nor any of its affiliates have, during the past 12 months, received any compensation from any of the companies discussed in this report. None of the companies discussed in this report are, or have been during the past 12 months, clients of William O'Neil + Co. or its affiliates.

Proprietary Positions

William O'Neil + Co. does not maintain proprietary positions in any securities. Employees of William O'Neil + Co. and its affiliates may now or in the future own positions in the companies discussed in this report. As of the end of the month immediately preceding the date of publication of such reports, none of such employees or affiliates beneficially owned 1% or more of the common equity securities of any of the companies discussed in this report.

© 2022, William O'Neil + Company, Inc. All rights reserved.

No part of this material may be copied or duplicated in any form by any means or redistributed without the prior written consent of William O'Neil + Co.