

Global Laggards

January 13, 2022

Overview

In 1963, we began profiling the characteristics of top-performing stocks prior to their outstanding runs in market cycles dating back to the 1880s. Through our decades of research, we have produced powerful proprietary Ratings and Rankings that help identify leading and lagging stocks. These metrics form the foundation of our O'Neil Methodology (OM) and our evaluation services.

Our Global Laggards list comprises stocks that have poor O'Neil Ratings and Rankings. This list has been curated by our sector analysts to find stocks showing technical weakness. We believe these stocks are laggards relative to their own domestic markets. We recommend that they be underweighted as they may be vulnerable to further downside risk and underperformance.

Criteria used to build the list include:

- Our proprietary Relative Strength Rating gauges the market's top performers by looking at a stock's price change relative to all stocks within a country. The rating is calculated over 12 months, with higher weighting for more recent months. Stocks are ranked in order of greatest percentage price change and assigned a rank from 99 (best) to 1 (worst). Stocks on this list will usually show a low or declining RS Rating.
- Our proprietary Accumulation/Distribution Rating shows where money is flowing by tracking the relative degree of institutional buying and selling over the prior 13 weeks. It is a technical rating based on price and volume statistics, where A = best and E = worst. Stocks on this list will usually have a low or falling Accumulation/Distribution Rating, indicating institutional selling.
- Our unique Negative Alerts Score uses 11 monitoring characteristics to detect a stock's decline, allowing you to act early on weakening holdings. Stocks on this list will usually have multiple alerts, indicating a possible breakdown.

Stocks in the table below are believed by our analysts to warrant greater attention due to their vulnerability.

United States Highlighted Stocks

Symbol	Name	Sector Name	Industry Group Name	Market Value, USD (Mil)	Avg Daily Dollar Vol (000), USD	Short Interest, % of Float	Negative Alert Score, 10 Wks	EPS Rank	RS Rating	A/D Rating
CMP	Compass Minerals Intl	Basic Material	Chemicals-Basic	1,866	23,587	4.1%	7	20	19	E
XYL	Xylem Inc	Capital Equipment	Machinery-Tools & Rel	20,739	107,559	1.9%	5	61	59	E
ALLE	Allegion Plc	Capital Equipment	Security/Sfty	11,428	72,083	1.3%	7	74	53	E
LEVI	Levi Strauss & Co Cl A	Consumer Cyclical	Apparel-Clothing Mfg	2,268	30,353	5.3%	6	66	28	E
PVH	P V H Corp	Consumer Cyclical	Apparel-Clothing Mfg	7,361	94,616	2.2%	7	72	39	E
CRI	Carters Inc	Consumer Cyclical	Apparel-Clothing Mfg	4,118	43,710	5.2%	4	63	43	E
IHRT	Iheartmedia Inc Cl A	Consumer Cyclical	Media-Radio/Tv	2,519	20,177	3.5%	5	59	73	D
FSLR	First Solar Inc	Energy	Energy-Solar	9,076	118,777	4.0%	7	31	26	D+
BGCP	B G C Partners Inc Cl A	Financial	Finance-Invest Bnk/Bkrs	1,450	10,716	3.0%	6	43	25	C-
SEM	Select Medical Holdings	Health Care	Medical-Hospitals	3,827	20,306	2.1%	7	88	22	D+
AHCO	Adapthealth Corp Cl A	Health Care	Medical-Outpnt/Hm Care	2,913	20,577	7.1%	5	64	21	B-
FLGT	Fulgent Genetics Inc	Health Care	Medical-Research Eqp/Svc	2,450	43,168	9.0%	6	71	61	D-
EBAY	Ebay Inc	Retail	Retail-Internet	40,333	470,198	3.8%	5	74	39	D-
JACK	Jack In The Box Inc	Retail	Retail-Restaurants	1,889	34,947	5.5%	8	77	26	D-
SNX	T D Synnex	Retail	Wholesale-Electronics	10,597	32,284	1.0%	5	82	64	C+

Symbol	Name	Sector Name	Industry Group Name	Market Value, USD (Mil)	Avg Daily Dollar Vol (000), USD	Short Interest, % of Float	Negative Alert Score, 10 Wks	EPS Rank	RS Rating	A/D Rating
MANH	Manhattan Associates Inc	Technology	Computer Sftwr-Enterprse	9,045	42,908	1.0%	5	76	73	C
BILL	Bill.com Holdings Inc	Technology	Computer Sftwr-Financial	19,864	382,838	7.5%	5	3	68	D
RPD	Rapid7 Inc	Technology	Computer Sftwr-Security	5,598	46,195	8.1%	3	59	59	C-
CYBR	Cyberark Software Ltd	Technology	Computer Sftwr-Security	6,023	59,440	5.0%	3	30	57	C
ITRI	Itron Inc	Technology	Elec-Scientific/Msrng	2,932	23,681	4.4%	5	43	18	D
AZTA	Azenta Inc	Technology	Elec-Semiconductor Equip	6,877	57,164	1.8%	3	56	64	D+

Developed Markets Highlighted Stocks

Symbol	Name	Trading Country	Sector Name	Industry Group Name	Market Value, USD (Mil)	Avg Daily Dollar Vol (000), USD	Negative Alert Score, 10 Wks	EPS Rank	RS Rating	A/D Rating
SOL.AU	Wash.H Soul Patsn.& Co.	Australia	Energy	Energy-Coal	7,879	24,755	5	55	38	D+
STLC.CA	Stelco Holdings Inc	Canada	Basic Material	Steel-Producers	2,373	12,357	3	60	80	D
EUF.FR	Eurofins Scien.	France	Health Care	Medical-Research Eqp/Svc	20,710	41,464	5	99	34	E
PUMX.DE	Puma (Xet)	Germany	Consumer Cyclical	Apparel-Shoes & Rel Mfg	16,745	31,727	4	88	50	D
NEXI.IT	Nexi	Italy	Financial	Finance-CrdtCard/PmtPr	20,461	46,749	5	43	10	C-
SOSE.JP	Sohgo Securities	Japan	Capital Equipment	Security/Sfty	3,859	13,753	6	93	21	D
TOHO.JP	Toho	Japan	Consumer Cyclical	Leisure-Movies & Related	7,368	12,571	2	84	42	D-
LARK.JP	Skylark	Japan	Retail	Retail-Restaurants	2,899	23,549	4	17	39	E
OTSK.JP	Otsuka	Japan	Technology	Computer-Tech Services	8,388	23,113	5	68	42	E
ZU@N.JP	Shimadzu	Japan	Technology	Elec-Scientific/Msrng	11,042	22,824	3	89	54	E
OJ@N.JP	Yamato Hdg.	Japan	Transportation	Transport-Air Freight	8,557	23,681	6	74	25	D
PNN.GB	Pennon Group	United Kingdom	Capital Equipment	Pollution Control	4,122	12,122	4	15	50	E

Emerging Markets Highlighted Stocks

Symbol	Name	Trading Country	Sector Name	Industry Group Name	Market Value, USD (Mil)	Avg Daily Dollar Vol (000), USD	Negative Alert Score, 10 Wks	EPS Rank	RS Rating	A/D Rating
P3M.BR	Rumo On	Brazil	Transportation	Transportation-Logistics	5,437	34,446	3	39	25	C-
TEA.IN	Tata Consumer Products	India	Consumer Staple	Beverages-Non-Alcoholic	9,116	15,345	5	45	14	E
SC3.IN	Sbi Cards And Payment Services	India	Financial	Finance-CrdtCard/PmtPr	11,448	22,164	8	85	5	E
EMA.KR	E-Mart	South Korea	Retail	Retail-Super/Mini Mkts	3,460	11,533	3	91	33	D+

U.S. Market

Symbol	Name	Sector Name	Industry Group Name	Market Value, USD (Mil)	Avg Daily Dollar Vol (000), USD	Short Interest, % of Float	Negative Alert Score, 10 Wks	EPS Rank	RS Rating	A/D Rating
CMP	Compass Minerals Intl	Basic Material	Chemicals-Basic	1,863	23,587	0	7	20	19	E
KWR	Quaker Houghton	Basic Material	Chemicals-Specialty	3,919	13,576	0	4	73	29	E
GOLD	Barrick Gold Corporation	Basic Material	Mining-Gold/Silver/Gems	33,962	337,699	0	4	52	30	C-
PAAS	Pan American Silver Corp	Basic Material	Mining-Gold/Silver/Gems	5,030	48,089	0	4	69	23	C
EQX	Equinox Gold Corp	Basic Material	Mining-Gold/Silver/Gems	2,109	12,549	0	4	30	23	B-
KGC	Kinross Gold Corp	Basic Material	Mining-Gold/Silver/Gems	7,231	93,463	0	4	58	27	C-
IAG	Iamgold Corp	Basic Material	Mining-Gold/Silver/Gems	1,332	21,673	0	3	8	43	E
WPM	Wheaton Precious Metals	Basic Material	Mining-Gold/Silver/Gems	18,137	87,515	0	5	69	43	D-
HL	Hecla Mining Company	Basic Material	Mining-Gold/Silver/Gems	2,868	34,904	0	4	27	26	D+
AEM	Agnico Eagle Mines Ltd	Basic Material	Mining-Gold/Silver/Gems	12,692	109,314	0	5	81	24	C+
HMY	Harmony Gold Mng Co Adr	Basic Material	Mining-Gold/Silver/Gems	2,309	22,237	0	3	68	32	C
AGI	Alamos Gold Inc	Basic Material	Mining-Gold/Silver/Gems	2,910	21,994	0	4	82	29	D+
RKLB	Rocket Lab U S A Inc	Capital Equipment	Aerospace/Defense	4,995	40,844	0	7	8	47	E
WWD	Woodward Inc	Capital Equipment	Aerospace/Defense	7,261	28,107	0	5	63	34	D-
KTOS	Kratos Def & Sec Sol Inc	Capital Equipment	Aerospace/Defense	2,207	15,472	0	4	77	13	D-
GVA	Granite Construction Inc	Capital Equipment	Bldg-Heavy Construction	1,704	13,205	0	5	38	43	D+
CSGP	Costar Group Inc	Capital Equipment	Comml Svcs-Market Rsrch	29,604	137,927	0	4	82	23	E
UNF	Unifirst Corp	Capital Equipment	Comml Svcs-Outsourcing	2,940	12,852	0	4	55	27	C
JOBS	Fifty One Job Inc Ads	Capital Equipment	Comml Svcs-Staffing	3,384	20,980	0	4	39	16	C-
SON	Sonoco Products Co	Capital Equipment	Containers/Packaging	5,793	35,277	0	4	60	31	D
GE	General Electric Co	Capital Equipment	Diversified Operations	113,514	681,419	0	8	57	57	D
ENVX	Enovix Corporation	Capital Equipment	Electrical-Power/Equipmt	2,842	24,925	0	2	34	85	D-
BWXT	B W X Technologies Inc	Capital Equipment	Electrical-Power/Equipmt	4,602	38,247	0	6	62	21	E
AIMC	Altra Industrial Motion	Capital Equipment	Machinery-Gen Industrial	3,295	11,475	0	6	75	24	D-
MIR	Mirion Technologies Cl A	Capital Equipment	Machinery-Gen Industrial	1,935	16,576	0	3	25	31	D-
XYL	Xylem Inc	Capital Equipment	Machinery-Tools & Rel	20,782	107,559	0	5	61	59	E
ROLL	R B C Bearings Inc	Capital Equipment	Metal Proc & Fabrication	5,854	27,714	0	6	54	57	C+
KALU	Kaiser Aluminum Corp	Capital Equipment	Metal Proc & Fabrication	1,592	10,983	0	5	65	26	C-
SRCL	Stericycle Inc	Capital Equipment	Pollution Control	5,469	23,619	0	4	44	24	C
MSA	M S A Safety Inc	Capital Equipment	Security/Sfty	5,729	11,659	0	4	54	36	C
REZI	Resideo Technologies Inc	Capital Equipment	Security/Sfty	3,758	18,554	0	5	47	53	D+
ALLE	Allegion Plc	Capital Equipment	Security/Sfty	11,507	72,083	0	7	74	53	E
ALRM	Alarm.com Holdings Inc	Capital Equipment	Security/Sfty	4,004	17,298	0	4	88	29	D+
ADT	ADT Inc	Capital Equipment	Security/Sfty	6,071	15,954	0	4	27	25	D-
GBX	Greenbrier Companies Inc	Capital Equipment	Transportation-Equip Mfg	1,333	12,679	0	6	72	34	D-

Symbol	Name	Sector Name	Industry Group Name	Market Value, USD (Mil)	Avg Daily Dollar Vol (000), USD	Short Interest, % of Float	Negative Alert Score, 10 Wks	EPS Rank	RS Rating	A/D Rating
LEVI	Levi Strauss & Co Cl A	Consumer Cyclical	Apparel-Clothing Mfg	2,233	30,353	0	6	66	28	E
PVH	P V H Corp	Consumer Cyclical	Apparel-Clothing Mfg	7,304	94,616	0	7	72	39	E
KTB	Kontoor Brands Inc	Consumer Cyclical	Apparel-Clothing Mfg	2,996	23,614	0	7	49	57	D
CRI	Carters Inc	Consumer Cyclical	Apparel-Clothing Mfg	4,060	43,710	0	4	63	43	E
UAA	Under Armour Inc Cl A	Consumer Cyclical	Apparel-Clothing Mfg	3,694	123,186	0	5	58	36	D-
GOOS	Canada Goose Hldgs Cl A	Consumer Cyclical	Apparel-Clothing Mfg	1,875	44,273	0	6	69	27	C-
VFC	V F Corp	Consumer Cyclical	Apparel-Clothing Mfg	28,268	171,238	0	5	67	30	E
UA	Under Armour Inc Cl C	Consumer Cyclical	Apparel-Clothing Mfg	4,233	42,742	0	7	58	34	E
HBI	Hanesbrands Inc	Consumer Cyclical	Apparel-Clothing Mfg	5,881	86,938	0	9	52	36	E
WWW	Wolverine World Wide Inc	Consumer Cyclical	Apparel-Shoes & Rel Mfg	2,194	14,252	0	6	75	21	E
AXL	Amer Axle & Mfg Holdings	Consumer Cyclical	Auto/Truck-Original Eqp	1,129	10,774	0	6	30	53	D+
LII	Lennox International Inc	Consumer Cyclical	Bldg-A/C & Heating Prds	11,191	70,842	0	5	74	57	E
TTC	Toro Co	Consumer Cyclical	Bldg-Hand Tools	10,499	41,477	0	6	67	43	C
SONO	Sonos Inc	Consumer Cyclical	Consumer Prod-Electronic	3,795	80,684	0	6	30	31	D
GRMN	Garmin Ltd	Consumer Cyclical	Consumer Prod-Electronic	25,221	116,833	0	7	81	31	E
CENTA	Central Garden Pet Cl A	Consumer Cyclical	Consumer Prod-Specialty	2,438	8,703	0	6	52	64	C+
CRON	Cronos Group Inc	Consumer Cyclical	Consumer Prod-Specialty	1,487	14,645	0	5	39	9	C-
LRN	Stride Inc	Consumer Cyclical	Consumer Svcs-Education	1,325	12,098	0	5	56	64	C
CZR	Caesars Entertainment	Consumer Cyclical	Leisure-Gaming/Equip	18,883	219,347	0	7	57	29	D+
WYNN	Wynn Resorts Ltd	Consumer Cyclical	Leisure-Gaming/Equip	10,010	302,865	0	4	49	21	C-
CNK	Cinemark Holdings Inc	Consumer Cyclical	Leisure-Movies & Related	2,110	54,136	0	6	38	29	D+
YETI	Yeti Holdings Inc	Consumer Cyclical	Leisure-Products	6,574	71,152	0	7	79	26	E
PII	Polaris Inc	Consumer Cyclical	Leisure-Products	7,125	65,390	0	7	77	31	E
MSGS	M S G Sports Corp Cl A	Consumer Cyclical	Leisure-Services	3,331	22,034	0	5	52	32	D
LYFT	Lyft Inc Cl A	Consumer Cyclical	Leisure-Services	14,290	281,755	0	5	60	19	D-
UBER	Uber Technologies Inc	Consumer Cyclical	Leisure-Services	84,589	1,307,112	0	4	23	23	C
SABR	Sabre Corporation	Consumer Cyclical	Leisure-Travel Booking	3,079	75,942	0	5	41	17	C
MMYT	Makemytrip Ltd	Consumer Cyclical	Leisure-Travel Booking	2,988	11,101	0	6	56	28	D
TCOM	Trip.com Group Ltd Adr	Consumer Cyclical	Leisure-Travel Booking	15,804	152,250	0	7	32	17	C-
WWE	World Wrestling Entmnt	Consumer Cyclical	Media-Diversified	2,344	28,637	0	5	69	30	D
IHRT	Iheartmedia Inc Cl A	Consumer Cyclical	Media-Radio/Tv	2,517	20,177	0	5	59	73	D
BFB	Brown Forman Corp Cl B	Consumer Staple	Beverages-Alcoholic	20,649	63,606	0	4	48	32	E
ABEV	Ambev SA Adr	Consumer Staple	Beverages-Alcoholic	42,569	59,158	0	3	74	29	C-
HAIN	Hain Celestial Group	Consumer Staple	Food-Packaged	3,833	48,458	0	7	42	36	C
TTCF	Tattooed Chef Inc Cl A	Consumer Staple	Food-Packaged	1,158	20,075	0	5	20	16	D-
FRPT	Freshpet Inc	Consumer Staple	Food-Packaged	4,238	59,105	0	8	8	12	E
DSEY	Diversey Holdings Ltd	Consumer Staple	Soap & Cng Preparatns	4,028	18,255	0	5	34	23	E
BEPC	Brookfield Renewable Cl A	Energy	Energy-Alternative/Other	5,952	25,801	0	5	68	19	D+

Symbol	Name	Sector Name	Industry Group Name	Market Value, USD (Mil)	Avg Daily Dollar Vol (000), USD	Short Interest, % of Float	Negative Alert Score, 10 Wks	EPS Rank	RS Rating	A/D Rating
BEP	Brookfield Ren Ptnrs LP	Energy	Energy-Alternative/Other	9,334	13,343	0	5	27	22	D
ACA	Arcosa Inc	Energy	Energy-Alternative/Other	2,435	10,934	0	3	39	27	D-
NEP	Nextera Energy Prtn Lp	Energy	Energy-Alternative/Other	5,862	29,867	0	3	10	47	E
FSLR	First Solar Inc	Energy	Energy-Solar	9,072	118,777	0	7	31	26	D+
SEDG	Solaredge Technologies	Energy	Energy-Solar	14,165	240,817	0	5	89	29	C-
ENPH	Enphase Energy Inc	Energy	Energy-Solar	20,384	333,014	0	7	99	24	E
SHLS	Shoals Tech Grp Cl A	Energy	Energy-Solar	2,375	30,439	0	5	77	18	D+
GTLS	Chart Industries Inc	Energy	Oil&Gas-Machinery/Equip	4,950	46,909	0	7	79	23	E
V	Visa Inc Cl A	Financial	Finance-CrdtCard/PmtPr	367,182	2,390,563	0	7	89	36	E
PYPL	Paypal Holdings Inc	Financial	Finance-CrdtCard/PmtPr	219,007	3,015,811	0	7	82	15	E
SQ	Block Inc Cl A	Financial	Finance-CrdtCard/PmtPr	57,206	1,358,181	0	8	92	10	D-
FOUR	Shift4 Payments Inc Cl A	Financial	Finance-CrdtCard/PmtPr	2,792	84,457	0	5	68	15	D
RPAY	Repay Hldgs Corp Cl A	Financial	Finance-CrdtCard/PmtPr	1,608	12,087	0	5	43	17	D-
BGCP	B G C Partners Inc Cl A	Financial	Finance-Invest Bnk/Bkrs	1,456	10,716	0	6	43	25	C-
HASI	Hannon Armstrong Sus Inf	Financial	Finance-Mortgage REIT	4,100	21,794	0	6	80	23	E
EQC	Equity Commonwealth	Financial	Finance-Property REIT	3,190	27,408	0	4	3	36	C
XHR	Xenia Hotels & Resorts	Financial	Finance-Property REIT	2,104	12,491	0	5	43	59	E
SVC	Service Properties Trust	Financial	Finance-Property REIT	1,582	14,234	0	4	17	20	C-
VTR	Ventas Inc	Financial	Finance-Property REIT	21,001	123,946	0	6	68	36	C
HR	Healthcare Realty Trust	Financial	Finance-Property REIT	4,624	29,352	0	4	47	47	D
HPP	Hudson Pacific Pptys Inc	Financial	Finance-Property REIT	4,060	27,497	0	5	16	43	D+
JBGS	JBG Smith Properties	Financial	Finance-Property REIT	3,887	22,203	0	5	59	36	D+
COLD	Americold Realty Trust	Financial	Finance-Property REIT	8,054	62,489	0	5	10	27	D
RADI	Radius Global Infra Cl A	Financial	Finance-Property REIT	1,131	15,210	0	4	31	53	D-
ERIE	Erie Indemnity Co	Financial	Insurance-Brokers	8,609	17,797	0	5	58	27	E
PUK	Prudential Plc ADR	Financial	Insurance-Life	50,492	15,094	0	6	78	36	D-
GSHD	Goosehead Insurance Cl A	Financial	Insurance-Prop/Cas/Titl	2,101	19,226	0	5	30	21	E
MODV	Modivcare Inc	Health Care	Comml Svcs-Healthcare	1,857	9,104	0	5	60	22	D-
BPMC	Blueprint Medicines Corp	Health Care	Medical-Biomed/Biotech	4,674	34,466	0	4	15	24	E
KURA	Kura Oncology Inc	Health Care	Medical-Biomed/Biotech	861	9,316	0	5	16	9	B
YMAB	Y-mabs Therapeutics Inc	Health Care	Medical-Biomed/Biotech	576	3,392	0	5	37	3	D-
OCUL	Ocular Therapeutix Inc	Health Care	Medical-Biomed/Biotech	486	5,193	0	4	28	4	B
BBIO	Bridgebio Pharma Inc	Health Care	Medical-Biomed/Biotech	2,005	54,104	0	6	25	1	D
IRWD	Ironwood Pharma Cl A	Health Care	Medical-Biomed/Biotech	1,879	23,739	0	6	63	32	D
EPZM	Epizyme Inc	Health Care	Medical-Biomed/Biotech	235	4,128	0	5	18	1	B+
BLUE	Bluebird Bio Inc	Health Care	Medical-Biomed/Biotech	625	21,098	0	5	8	1	C+
RVMD	Revolution Medicines Inc	Health Care	Medical-Biomed/Biotech	1,879	11,121	0	5	11	19	B+
SGEN	Seagen Inc	Health Care	Medical-Biomed/Biotech	25,348	120,158	0	7	15	27	D

Symbol	Name	Sector Name	Industry Group Name	Market Value, USD (Mil)	Avg Daily Dollar Vol (000), USD	Short Interest, % of Float	Negative Alert Score, 10 Wks	EPS Rank	RS Rating	A/D Rating
IOVA	Iovance Biotherapeutics	Health Care	Medical-Biomed/Biotech	2,431	31,920	0	4	16	6	C
ADVM	Adverum Biotechnologies	Health Care	Medical-Biomed/Biotech	158	2,130	0	5	16	4	B-
CGEN	Compugen Ltd	Health Care	Medical-Biomed/Biotech	336	5,798	0	6	25	6	B
SGMO	Sangamo Therapeutics Inc	Health Care	Medical-Biomed/Biotech	929	10,260	0	5	6	10	C-
ADPT	Adaptive Biotechnologies	Health Care	Medical-Biomed/Biotech	2,886	17,864	0	5	12	8	E
ASND	Ascendis Pharma A/S Ads	Health Care	Medical-Biomed/Biotech	7,081	26,478	0	5	27	23	D-
EXAS	Exact Sciences Corp	Health Care	Medical-Biomed/Biotech	13,046	148,236	0	5	16	13	B-
HZNP	Horizon Therap Public	Health Care	Medical-Biomed/Biotech	20,389	141,062	0	5	83	39	D-
SRPT	Sarepta Therapeutics Inc	Health Care	Medical-Biomed/Biotech	6,413	72,619	0	5	35	34	C-
ZYME	Zymeworks inc	Health Care	Medical-Biomed/Biotech	678	11,755	0	6	15	4	D-
MRSN	Mersana Therapeutics Inc	Health Care	Medical-Biomed/Biotech	442	6,249	0	5	3	7	C-
TGTX	TG Therapeutics Inc	Health Care	Medical-Biomed/Biotech	2,284	33,013	0	6	24	3	B
AGIO	Agios Pharmaceuticals	Health Care	Medical-Biomed/Biotech	1,740	19,677	0	6	15	12	B-
ZLAB	Zai Lab Limited Ads	Health Care	Medical-Biomed/Biotech	5,095	36,657	0	5	13	3	D-
DCPH	Deciphera Pharma	Health Care	Medical-Biomed/Biotech	512	25,868	0	7	18	1	D
DNLI	Denali Therapeutics Inc	Health Care	Medical-Biomed/Biotech	4,132	18,820	0	5	20	15	C-
NBIX	Neurocrine Biosciences	Health Care	Medical-Biomed/Biotech	7,210	69,652	0	6	85	18	D
HRTX	Heron Therapeutics Inc	Health Care	Medical-Biomed/Biotech	868	17,857	0	6	28	12	D+
RCKT	Rocket Pharmaceuticals	Health Care	Medical-Biomed/Biotech	1,242	10,197	0	5	13	6	B+
BTAI	Bioexcel Therapeutics Inc	Health Care	Medical-Biomed/Biotech	572	6,237	0	5	26	10	C-
ARVN	Arvinas Inc	Health Care	Medical-Biomed/Biotech	3,474	30,843	0	8	14	25	C-
ALLO	Allogene Therapeutics	Health Care	Medical-Biomed/Biotech	1,738	17,425	0	5	21	10	C+
GMAB	Genmab A/S Ads	Health Care	Medical-Biomed/Biotech	23,375	17,006	0	8	83	26	D+
SEM	Select Medical Holdings	Health Care	Medical-Hospitals	3,758	20,306	0	7	88	22	D+
OSH	Oak Street Health Inc	Health Care	Medical-Long-term Care	5,883	54,742	0	6	1	7	E
PGNY	Progyny Inc	Health Care	Medical-Managed Care	4,031	36,366	0	8	68	24	D
ACCD	Accolade Inc	Health Care	Medical-Managed Care	1,450	19,141	0	5	32	5	E
ONEM	1Life Healthcare Inc	Health Care	Medical-Managed Care	2,683	36,597	0	5	5	7	D-
MD	Mednax Inc	Health Care	Medical-Outpnt/Hm Care	2,313	10,988	0	7	56	61	D-
ACHC	Acadia Healthcare Inc	Health Care	Medical-Outpnt/Hm Care	5,087	22,667	0	6	50	47	D-
AHCO	AdaptHealth Corp Cl A	Health Care	Medical-Outpnt/Hm Care	2,896	20,577	0	5	64	21	B-
STAA	Staar Surgical Co	Health Care	Medical-Products	3,735	25,316	0	6	97	15	D
PODD	Insulet Corp	Health Care	Medical-Products	16,611	107,673	0	8	24	24	E
ABMD	Abiomed Inc	Health Care	Medical-Products	14,208	91,979	0	6	86	36	C-
PEN	Penumbra Inc	Health Care	Medical-Products	9,583	44,641	0	7	68	57	C
ALGN	Align Technology Inc	Health Care	Medical-Products	42,436	309,656	0	5	94	29	D
ZBH	Zimmer Biomet Hldgs Inc	Health Care	Medical-Products	26,620	229,259	0	6	56	21	E
MDT	Medtronic Plc	Health Care	Medical-Products	146,207	799,159	0	8	75	27	E

Symbol	Name	Sector Name	Industry Group Name	Market Value, USD (Mil)	Avg Daily Dollar Vol (000), USD	Short Interest, % of Float	Negative Alert Score, 10 Wks	EPS Rank	RS Rating	A/D Rating
RGEN	Repligen Corp	Health Care	Medical-Products	11,086	88,304	0	3	99	36	D
MMSI	Merit Medical Systems	Health Care	Medical-Products	3,359	17,751	0	7	88	31	B-
CDNA	Caredx Inc	Health Care	Medical-Products	2,219	30,736	0	4	36	8	B-
NVCR	Novocure Limited	Health Care	Medical-Products	7,371	51,545	0	5	8	6	D+
RMD	Resmed Inc	Health Care	Medical-Products	36,423	115,737	0	4	81	64	C-
LUNG	Pulmonx Corporation	Health Care	Medical-Products	1,104	11,832	0	6	7	15	D-
QGEN	Qiagen Nv	Health Care	Medical-Products	11,028	41,919	0	5	76	47	D-
TXG	10x Genomics Inc Cl A	Health Care	Medical-Products	10,278	91,531	0	5	48	15	E
FLGT	Fulgent Genetics Inc	Health Care	Medical-Research Eqp/Svc	2,430	43,168	0	6	71	61	D-
TECH	Bio-Techne Corp	Health Care	Medical-Research Eqp/Svc	16,245	85,803	0	6	89	57	E
A	Agilent Technologies Inc	Health Care	Medical-Research Eqp/Svc	44,032	251,775	0	4	90	68	D-
VCYT	Veracyte Inc	Health Care	Medical-Research Eqp/Svc	2,189	20,704	0	4	22	16	D-
CRL	Charles River Labs Intl	Health Care	Medical-Research Eqp/Svc	17,681	150,817	0	6	90	66	D-
NTRA	Natera Inc	Health Care	Medical-Research Eqp/Svc	6,547	65,482	0	6	2	13	E
MYGN	Myriad Genetics	Health Care	Medical-Research Eqp/Svc	2,131	15,202	0	6	57	27	B-
SDGR	Schrodinger Inc	Health Care	Medical-Research Eqp/Svc	1,965	27,342	0	6	5	5	C+
BIO	Bio Rad Labs Inc Cl A	Health Care	Medical-Research Eqp/Svc	16,262	79,159	0	4	95	59	D-
SHC	Sotera Health Co	Health Care	Medical-Services	6,179	17,514	0	6	98	27	C
SY	So-Young Intl CL A Ads	Health Care	Medical-Services	304	2,426	0	6	90	5	D-
NVTA	Invitae Corporation	Health Care	Medical-Services	2,624	50,140	0	5	20	2	E
BNR	Burning Rock Biotech Ads	Health Care	Medical-Services	801	4,101	0	5	6	3	D-
GH	Guardant Health Inc	Health Care	Medical-Services	8,307	96,770	0	5	11	15	C+
PDCO	Patterson Companies Inc	Health Care	Medical-Supplies	2,806	19,056	0	6	46	26	D
IDXX	Idexx Laboratories Inc	Health Care	Medical-Systems/Equip	46,435	215,973	0	6	91	36	E
ATRC	Atricure Inc	Health Care	Medical-Systems/Equip	3,096	19,439	0	6	9	53	B-
WAT	Waters Corp	Health Care	Medical-Systems/Equip	20,240	132,302	0	6	83	73	E
OM	Outset Medical Inc	Health Care	Medical-Systems/Equip	1,896	19,025	0	6	33	22	B+
MASI	Masimo Corp	Health Care	Medical-Systems/Equip	13,562	66,403	0	5	79	36	E
BRKR	Bruker Corp	Health Care	Medical-Systems/Equip	10,861	88,189	0	4	88	66	D-
AXNX	Axonics Inc	Health Care	Medical-Systems/Equip	2,585	32,799	0	8	14	32	B-
PLCE	Childrens Place Inc	Retail	Retail-Apparel/Shoes/Acc	1,070	29,539	0	6	72	36	E
ANF	Abercrombie & Fitch Co	Retail	Retail-Apparel/Shoes/Acc	1,935	63,656	0	7	58	47	D
BURL	Burlington Stores Inc	Retail	Retail-Apparel/Shoes/Acc	16,253	188,185	0	5	72	24	D
ROST	Ross Stores Inc	Retail	Retail-Apparel/Shoes/Acc	37,410	221,371	0	5	56	29	D-
FL	Foot Locker Inc	Retail	Retail-Apparel/Shoes/Acc	4,355	97,954	0	6	77	23	E
URBN	Urban Outfitters Inc	Retail	Retail-Apparel/Shoes/Acc	2,749	50,155	0	7	58	23	E
BBY	Best Buy Co Inc	Retail	Retail-Consumer Elec	24,554	351,741	0	8	87	29	E
JWN	Nordstrom Inc	Retail	Retail-Department Stores	3,785	147,514	0	4	67	16	D-

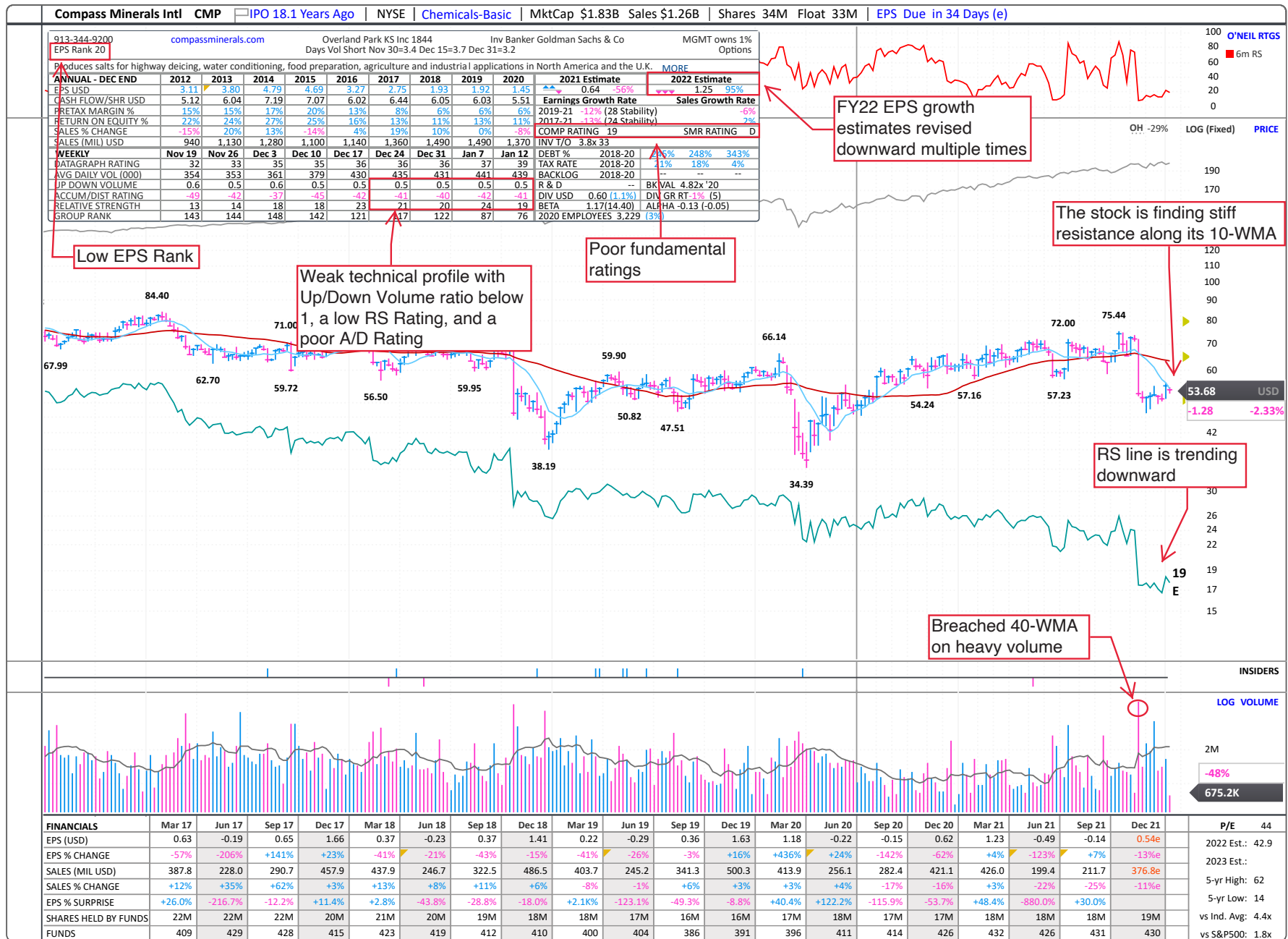
Symbol	Name	Sector Name	Industry Group Name	Market Value, USD (Mil)	Avg Daily Dollar Vol (000), USD	Short Interest, % of Float	Negative Alert Score, 10 Wks	EPS Rank	RS Rating	A/D Rating
BIG	Big Lots Inc	Retail	Retail-Discount&Variety	1,328	38,608	0	5	43	22	D+
PRG	PROG Holdings Inc	Retail	Retail-Home Furnishings	2,930	37,363	0	6	62	36	C
RH	R H	Retail	Retail-Home Furnishings	10,004	222,887	0	7	93	19	E
MELI	Mercadolibre Inc	Retail	Retail-Internet	58,059	921,624	0	5	64	18	D
EBAY	Ebay Inc	Retail	Retail-Internet	40,465	470,198	0	5	74	39	D-
MYTE	Myt Nethrlnd Prnt BV Ads	Retail	Retail-Internet	1,708	3,057	0	4	8	15	D-
SSTK	Shutterstock Inc	Retail	Retail-Internet	3,569	22,186	0	6	73	47	D-
QRTEA	Qurate Retail Inc Cl A	Retail	Retail-Mail Order&Direct	3,108	50,069	0	6	45	21	C
CBRL	Cracker Barrl Old Cnt St	Retail	Retail-Restaurants	3,067	43,501	0	4	68	27	D-
SBUX	Starbucks Corp	Retail	Retail-Restaurants	122,060	742,764	0	7	74	31	E
CAKE	Cheesecake Factory Inc	Retail	Retail-Restaurants	2,012	34,070	0	5	68	19	C-
JACK	Jack In The Box Inc	Retail	Retail-Restaurants	1,883	34,947	0	8	77	26	D-
BLMN	Bloomin' Brands Inc	Retail	Retail-Restaurants	1,934	60,618	0	6	68	25	D+
YUMC	Yum China Holdings Inc	Retail	Retail-Restaurants	20,764	108,338	0	6	52	21	D+
RBA	Ritchie Bros Auctioneers	Retail	Retail-Specialty	6,846	26,083	0	7	60	43	D-
WOOF	Petco Health & Wellness	Retail	Retail-Specialty	4,256	40,688	0	6	68	21	E
EYE	National Vision Holdings	Retail	Retail-Specialty	3,379	35,010	0	7	70	19	D-
HLMN	Hillman Solutions Cp CIA	Retail	Retail/Whlsle-Bldg Prds	1,836	6,798	0	5	4	27	D
SNX	T D Synnex	Retail	Wholesale-Electronics	10,500	32,284	0	5	82	64	C+
CDAY	Ceridian H C M Holding	Technology	Comp Sftwr-Spec Enterprs	13,369	96,061	0	5	37	24	D
HUBS	Hubspot Inc	Technology	Comp Sftwr-Spec Enterprs	23,539	341,351	0	6	96	27	E
APPF	Appfolio Inc Cl A	Technology	Comp Sftwr-Spec Enterprs	2,293	12,526	0	5	50	27	D+
CLVT	Clarivate Plc	Technology	Comp Sftwr-Spec Enterprs	12,844	81,832	0	4	35	22	D+
IAS	Integral Ad Science Hldg	Technology	Comp Sftwr-Spec Enterprs	2,874	10,379	0	6	2	31	C-
DCT	Duck Creek Technologies	Technology	Comp Sftwr-Spec Enterprs	3,721	20,577	0	5	47	11	D-
BL	Blackline Inc	Technology	Comp Sftwr-Spec Enterprs	5,468	42,609	0	6	71	20	D
ZUO	Zuora Inc Class A	Technology	Comp Sftwr-Spec Enterprs	1,975	15,788	0	4	3	47	C-
IS	Ironsource Ltd Cl A	Technology	Comp Sftwr-Spec Enterprs	6,843	19,268	0	6	10	13	D
AVLR	Avalara Inc	Technology	Comp Sftwr-Spec Enterprs	9,914	113,188	0	7	10	17	C-
DV	Doubleverify Hldgs Inc	Technology	Comp Sftwr-Spec Enterprs	4,421	33,019	0	7	60	21	D-
ESTC	Elastic N.V	Technology	Computer Sftwr-Database	9,446	146,939	0	7	7	16	D+
MDB	Mongodb Inc Cl A	Technology	Computer Sftwr-Database	27,732	415,190	0	1	32	81	D+
SPLK	Splunk Inc	Technology	Computer Sftwr-Database	19,066	305,642	0	5	2	19	E
VRNS	Varonis Systems Inc	Technology	Computer Sftwr-Database	4,508	40,968	0	5	59	16	B-
CFLT	Confluent Inc Class A	Technology	Computer Sftwr-Database	4,991	218,085	0	5	2	97	B
OTEX	Open Text Corp	Technology	Computer Sftwr-Database	12,907	23,215	0	7	62	36	D-
MNTV	Momentive Global Inc	Technology	Computer Sftwr-Database	2,808	22,775	0	5	47	22	D+
U	Unity Software Inc	Technology	Computer Sftwr-Design	35,542	661,338	0	4	27	68	D

Symbol	Name	Sector Name	Industry Group Name	Market Value, USD (Mil)	Avg Daily Dollar Vol (000), USD	Short Interest, % of Float	Negative Alert Score, 10 Wks	EPS Rank	RS Rating	A/D Rating
MTTR	Matterport Inc Cl A	Technology	Computer Sftwr-Design	3,529	116,787	0	5	5	61	E
BSY	Bentley Systems Class B	Technology	Computer Sftwr-Design	11,442	41,397	0	7	77	18	C
NUAN	Nuance Communications	Technology	Computer Sftwr-Desktop	17,691	277,232	0	4	41	64	C
PD	Pagerduty Inc	Technology	Computer Sftwr-Desktop	2,696	41,146	0	5	14	18	C+
CRNC	Cerence Inc	Technology	Computer Sftwr-Desktop	3,042	50,321	0	5	84	20	E
UDMY	Udemy Inc	Technology	Computer Sftwr-Edu/Media	2,084	8,830	0	7	20	8	E
DUOL	Duolingo Inc Cl A	Technology	Computer Sftwr-Edu/Media	1,573	46,359	0	7	3	13	E
EB	Eventbrite Inc Cl A	Technology	Computer Sftwr-Edu/Media	1,310	16,704	0	7	36	26	E
SPOT	Spotify Technology S A	Technology	Computer Sftwr-Edu/Media	44,286	302,207	0	4	42	24	B-
DOMO	Domo Inc Cl B	Technology	Computer Sftwr-Enterprse	1,353	21,205	0	9	35	11	E
DOCN	Digitalocean Holdings	Technology	Computer Sftwr-Enterprse	7,609	199,167	0	3	47	92	C
CXM	Sprinklr Inc Cl A	Technology	Computer Sftwr-Enterprse	1,375	11,842	0	7	11	21	C-
XM	Qualtrics Intll Inc Cl A	Technology	Computer Sftwr-Enterprse	3,348	61,835	0	8	68	16	C
NET	Cloudflare Inc Cl A	Technology	Computer Sftwr-Enterprse	29,284	484,646	0	4	54	75	E
SPT	Sprout Social Inc Cl A	Technology	Computer Sftwr-Enterprse	3,258	39,358	0	6	55	31	D-
PAYC	Paycom Software Inc	Technology	Computer Sftwr-Enterprse	21,163	149,065	0	7	94	22	E
ZEN	Zendesk Inc	Technology	Computer Sftwr-Enterprse	12,134	227,338	0	5	73	18	C-
ETWO	E2open Parent Hldgs Cl A	Technology	Computer Sftwr-Enterprse	2,666	29,556	0	5	28	26	D+
ALIT	Alight Inc Cl A	Technology	Computer Sftwr-Enterprse	4,455	23,048	0	4	43	32	D-
GLBE	Global-E Online Ltd	Technology	Computer Sftwr-Enterprse	6,720	74,991	0	4	5	91	D-
SHOP	Shopify Inc Cl A	Technology	Computer Sftwr-Enterprse	128,168	1,341,269	0	6	83	27	E
TWLO	Twilio Inc Cl A	Technology	Computer Sftwr-Enterprse	37,647	561,938	0	5	9	11	E
NTNX	Nutanix Inc Class A	Technology	Computer Sftwr-Enterprse	6,566	56,175	0	7	39	32	D-
BLKB	Blackbaud Inc	Technology	Computer Sftwr-Enterprse	3,515	18,851	0	7	61	66	C-
AVYA	Avaya Holdings Corp	Technology	Computer Sftwr-Enterprse	1,701	26,325	0	5	22	28	C
APPS	Digital Turbine Inc	Technology	Computer Sftwr-Enterprse	5,045	185,860	0	6	99	17	B-
SNOW	Snowflake Inc Cl A	Technology	Computer Sftwr-Enterprse	92,503	1,061,414	0	4	15	75	E
MNDY	monday.com Ltd	Technology	Computer Sftwr-Enterprse	10,308	138,532	0	7	40	61	E
ESMT	Engagesmart Inc	Technology	Computer Sftwr-Enterprse	3,447	14,335	0	7	11	12	D
PLAN	Anaplan Inc	Technology	Computer Sftwr-Enterprse	6,929	122,978	0	7	12	17	C-
CRM	Salesforce.com Inc	Technology	Computer Sftwr-Enterprse	231,603	1,491,408	0	5	73	36	D
FIVN	Five9 Inc	Technology	Computer Sftwr-Enterprse	8,769	188,298	0	6	79	20	D-
CCSI	Consensus Cloud Solut	Technology	Computer Sftwr-Enterprse	1,168	7,546	0	4	35	29	B-
ASAN	Asana Inc Class A	Technology	Computer Sftwr-Enterprse	6,438	247,295	0	5	24	87	C-
HCP	Hashicorp Inc Cl A	Technology	Computer Sftwr-Enterprse	1,276	98,453	0	5	11	23	
LPSN	Liveperson Inc	Technology	Computer Sftwr-Enterprse	2,339	32,356	0	5	5	9	D+
PSN	Parsons Corporation	Technology	Computer Sftwr-Enterprse	3,374	10,016	0	5	61	25	C+
DT	Dynatrace Inc	Technology	Computer Sftwr-Enterprse	15,924	129,208	0	6	83	36	E

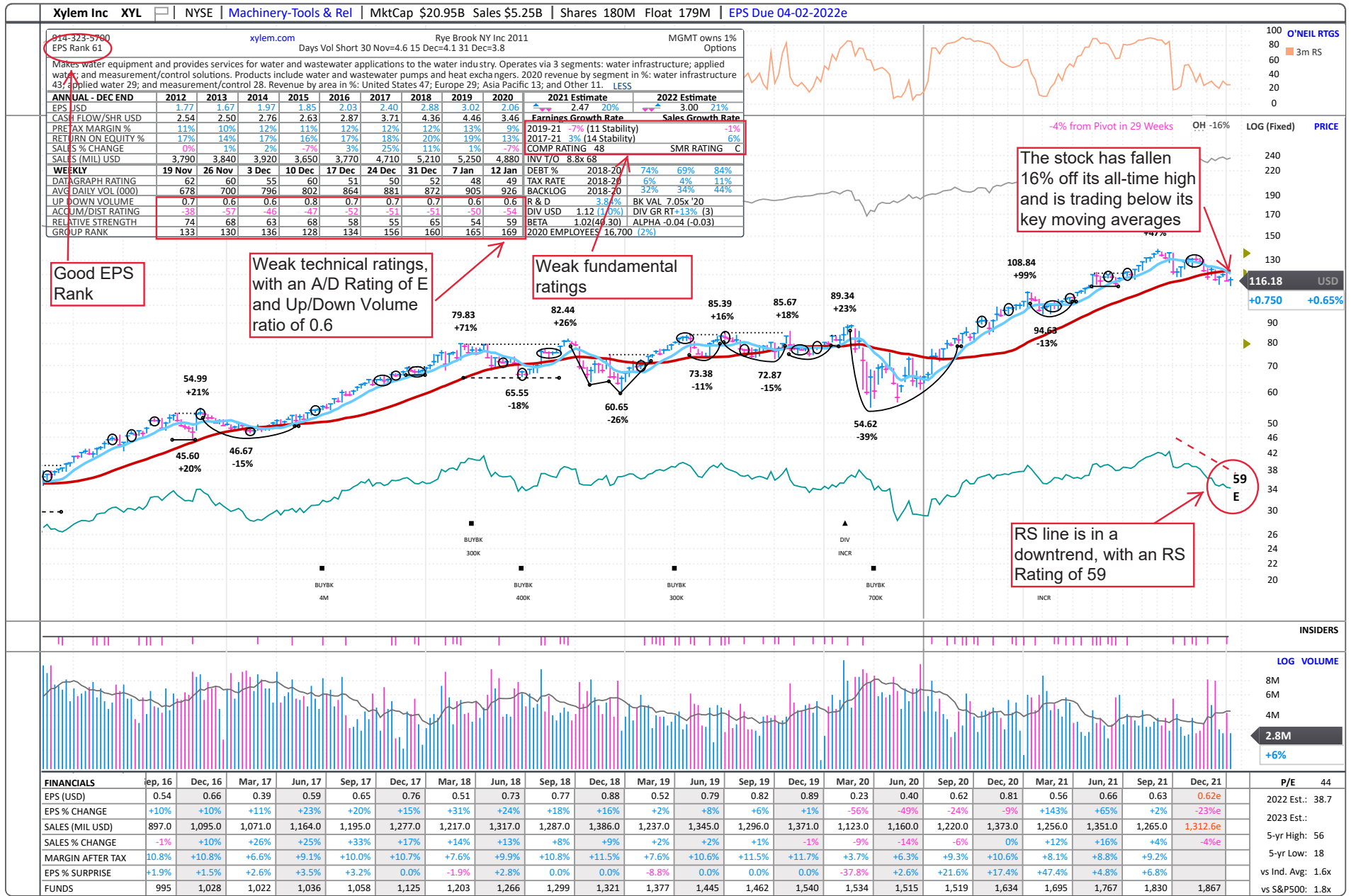
Symbol	Name	Sector Name	Industry Group Name	Market Value, USD (Mil)	Avg Daily Dollar Vol (000), USD	Short Interest, % of Float	Negative Alert Score, 10 Wks	EPS Rank	RS Rating	A/D Rating
YMM	Full Truck Alliance CI A	Technology	Computer Sftwr-Enterprse	9,094	54,381	0	7	5	9	D
LAW	C S Disco Inc	Technology	Computer Sftwr-Enterprse	1,826	14,016	0	6	12	17	E
PYCR	Paycor H C M Inc	Technology	Computer Sftwr-Enterprse	4,587	12,862	0	5	12	32	E
AMPL	Amplitude Inc CI A	Technology	Computer Sftwr-Enterprse	2,473	43,599	0	8	6	24	D-
ENFN	Enfusion Inc Class A	Technology	Computer Sftwr-Enterprse	1,126	6,628	0	7	18	30	D
KD	Kyndryl Holdings Inc	Technology	Computer Sftwr-Enterprse	4,088	81,034	0	5	7	14	E
BILL	Bill.com Holdings Inc	Technology	Computer Sftwr-Financial	20,271	382,838	0	5	3	68	D
NCNO	Ncino Inc	Technology	Computer Sftwr-Financial	4,813	40,895	0	6	7	16	C-
PEGA	Pegasystems Inc	Technology	Computer Sftwr-Financial	8,333	33,962	0	4	35	20	C-
QTWO	Q2 Holdings Inc	Technology	Computer Sftwr-Financial	4,049	32,258	0	4	67	19	C-
GWRE	Guidewire Software Inc	Technology	Computer Sftwr-Financial	8,843	51,222	0	4	14	30	D
AVDX	Avidxchange Holdings Inc	Technology	Computer Sftwr-Financial	2,390	13,138	0	7	8	6	E
EXFY	Expensify Inc CI A	Technology	Computer Sftwr-Financial	2,143	22,245	0	3	68	18	E
EA	Electronic Arts Inc	Technology	Computer Sftwr-Gaming	37,085	344,315	0	7	67	36	E
ATVI	Activision Blizzard Inc	Technology	Computer Sftwr-Gaming	50,410	880,068	0	6	66	18	D-
TTWO	Take-Two Interactv Sftwr	Technology	Computer Sftwr-Gaming	17,853	246,075	0	6	62	26	B-
RBLX	Roblox Corporation CI A	Technology	Computer Sftwr-Gaming	45,887	2,042,217	0	6	31	88	D-
NTES	Netease Inc Adr	Technology	Computer Sftwr-Gaming	69,009	322,175	0	5	55	61	D-
EVH	Evolent Health Inc CI A	Technology	Computer Sftwr-Medical	2,253	13,230	0	4	12	73	C
DH	Definitive HealthcareCIA	Technology	Computer Sftwr-Medical	2,066	14,509	0	7	7	8	D+
HCAT	Health Catalyst Inc	Technology	Computer Sftwr-Medical	1,718	15,966	0	6	40	14	C
GDRX	Goodrx Holdings Class A	Technology	Computer Sftwr-Medical	2,213	43,887	0	6	78	16	D+
CERT	Certara Inc	Technology	Computer Sftwr-Medical	4,436	31,398	0	6	62	26	C-
PHR	Phreesia Inc	Technology	Computer Sftwr-Medical	1,862	18,644	0	9	1	11	E
PRVA	Privia Health Group Inc	Technology	Computer Sftwr-Medical	2,614	18,019	0	6	63	23	C-
OKTA	Okta Inc CI A	Technology	Computer Sftwr-Security	31,037	362,932	0	4	8	23	B
SAIL	Sailpoint Tech Holdings	Technology	Computer Sftwr-Security	4,156	42,917	0	3	48	30	D
PING	Ping Identity Hldg Corp	Technology	Computer Sftwr-Security	1,769	28,142	0	4	70	23	D
HRT	Hireright Holdings Corp	Technology	Computer Sftwr-Security	1,204	7,758	0	6	57	26	B-
MNDT	Mandiant Inc	Technology	Computer Sftwr-Security	3,957	52,046	0	5	17	23	D
CYBR	Cyberark Software Ltd	Technology	Computer Sftwr-Security	6,209	59,440	0	3	30	57	C
S	Sentinelone Inc CI A	Technology	Computer Sftwr-Security	6,048	176,072	0	6	6	36	D+
CRWD	Crowdstrike Holdings A	Technology	Computer Sftwr-Security	38,179	788,497	0	7	68	18	D-
PAR	Par Technology Corp	Technology	Computer-Integrated Syst	1,306	15,237	0	5	2	17	C-
GIB	C G I Inc CI A	Technology	Computer-Tech Services	18,654	17,609	0	7	78	39	E
GTLB	Gitlab Inc CI A	Technology	Computer-Tech Services	866	61,645	0	6	6	14	B-
PRCH	Porch Group Inc	Technology	Computer-Tech Services	1,420	19,121	0	5	39	24	C-
ITRI	Itron Inc	Technology	Elec-Scientific/Msrng	2,945	23,681	0	5	43	18	D

Symbol	Name	Sector Name	Industry Group Name	Market Value, USD (Mil)	Avg Daily Dollar Vol (000), USD	Short Interest, % of Float	Negative Alert Score, 10 Wks	EPS Rank	RS Rating	A/D Rating
IPGP	I P G Photonics Corp	Technology	Elec-Scientific/Msrng	8,860	43,407	0	4	54	25	C-
CGNX	Cognex Corp	Technology	Elec-Scientific/Msrng	13,034	54,921	0	7	61	27	D
INDI	Indie Semiconductor Cl A	Technology	Elec-Semiconductor Mfg	1,001	17,493	0	6	33	53	E
MTCH	Match Group Inc	Technology	Internet-Content	35,587	324,866	0	7	28	20	D
TWTR	Twitter Inc	Technology	Internet-Content	31,730	704,154	0	6	30	13	E
SNAP	Snap Inc Cl A	Technology	Internet-Content	54,626	741,883	0	5	68	13	D-
YELP	Yelp Inc	Technology	Internet-Content	2,635	24,303	0	6	68	39	C-
SE	Sea Limited Ads Cl A	Technology	Internet-Content	76,591	1,199,909	0	9	20	16	E
WB	Weibo Corp Cl A Ads	Technology	Internet-Content	4,751	68,498	0	7	92	15	C-
CABO	Cable One Inc	Technology	Telecom Svcs-Cable/Satl	9,693	50,612	0	6	84	26	E
DISH	Dish Network Corp Cl A	Technology	Telecom Svcs-Cable/Satl	10,305	111,572	0	8	53	32	B-
TMUS	T-Mobile U.S. Inc	Technology	Telecom Svcs-Wireless	137,321	595,364	0	3	79	25	C-
SAVE	Spirit Airlines Inc	Transportation	Transportation-Airline	2,571	109,670	0	6	49	22	D+
SKYW	Skywest Inc	Transportation	Transportation-Airline	2,143	13,277	0	6	68	24	D
CYRX	Cryoport Inc	Transportation	Transportation-Logistics	2,184	24,133	0	6	28	19	E
AGR	Avangrid Inc	Utility	Utility-Diversified	18,617	26,985	0	7	56	32	E
NJR	New Jersey Resources	Utility	Utility-Gas Distribution	3,721	14,996	0	5	23	47	D-
SBS	Companhia De Saneamento	Utility	Utility-Water Supply	4,387	13,233	0	3	55	25	D

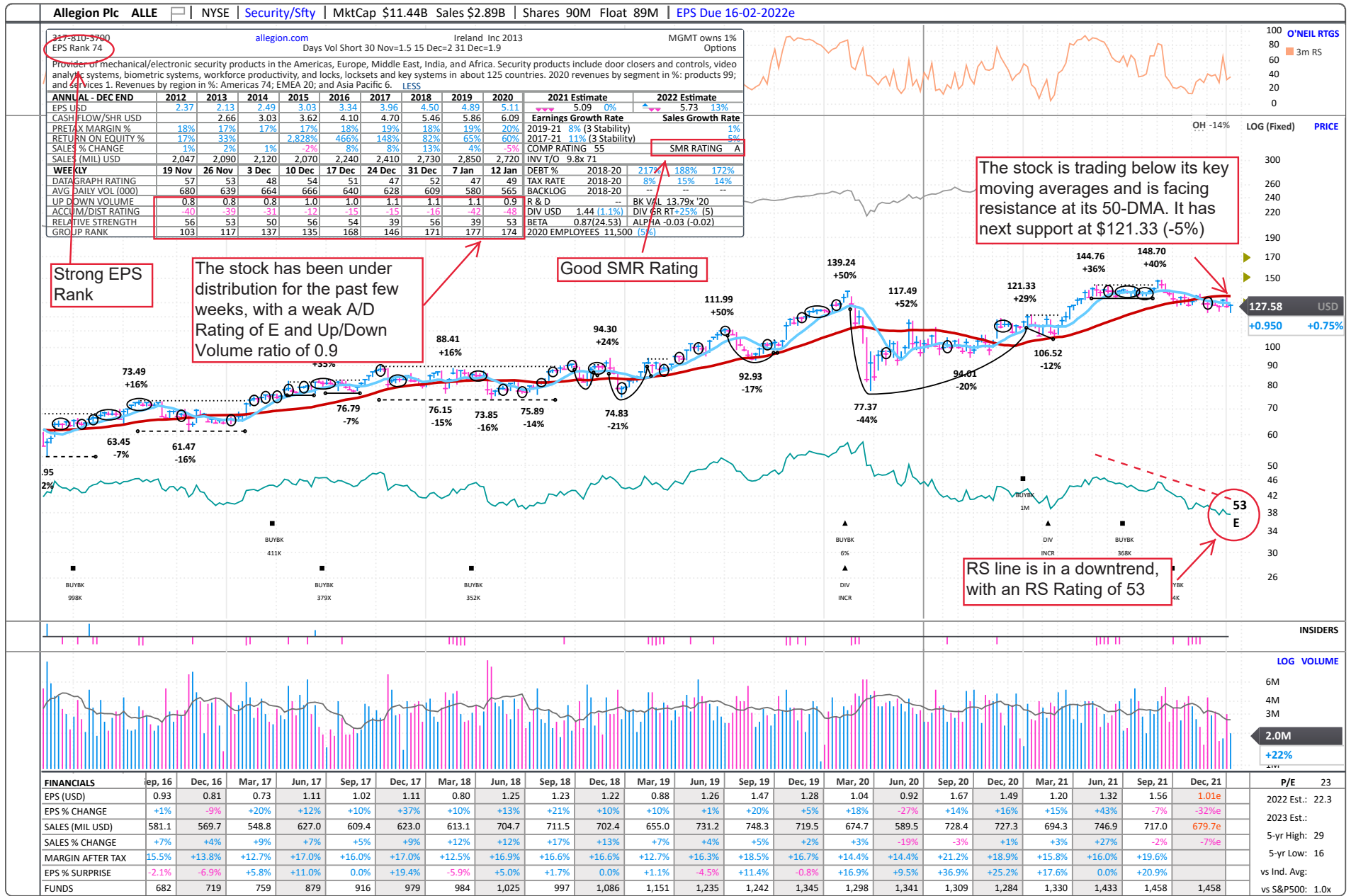
U.S.—Basic Material—Highlighted Laggard



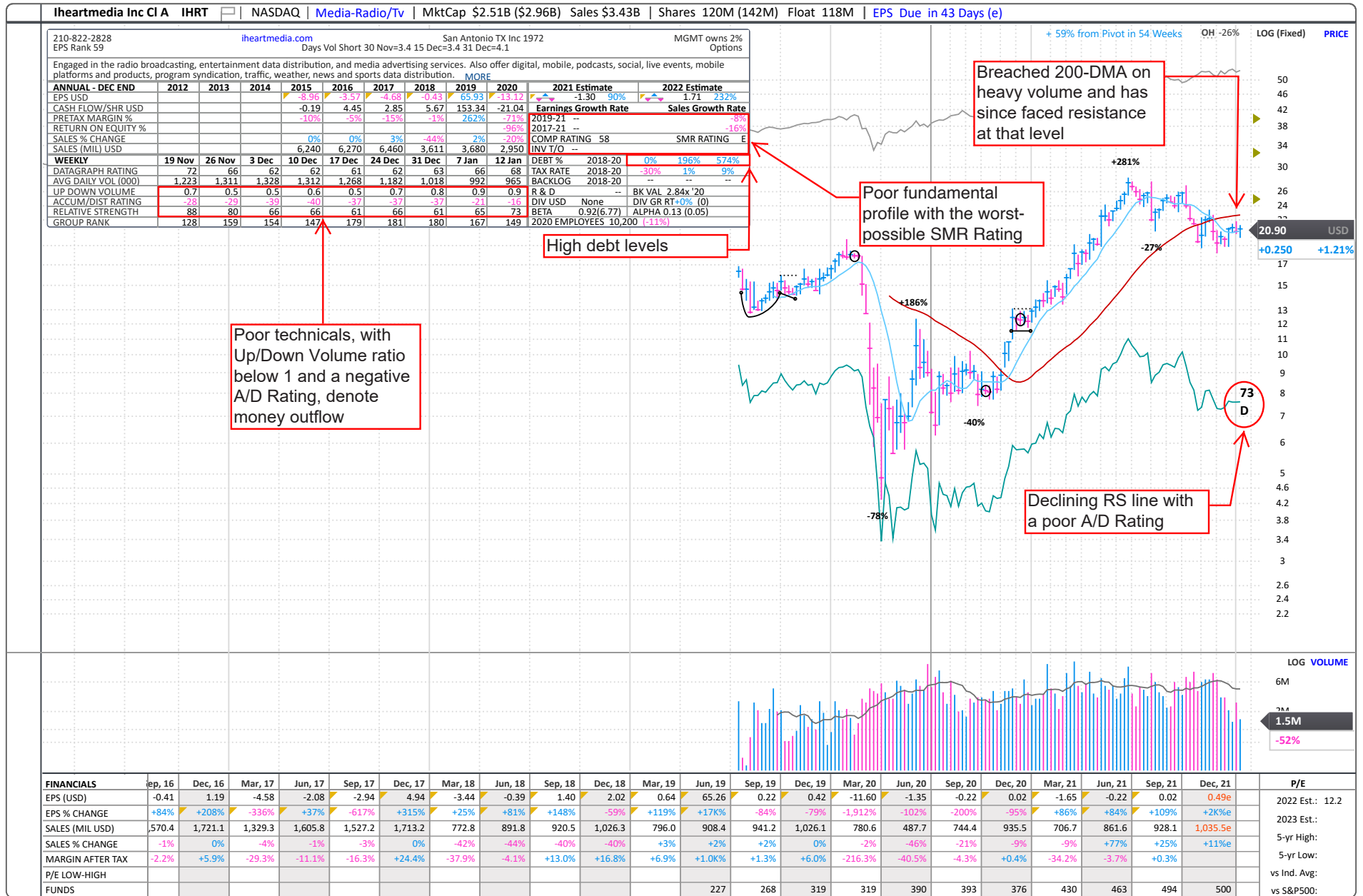
U.S. — Capital Equipment — Highlighted Laggard



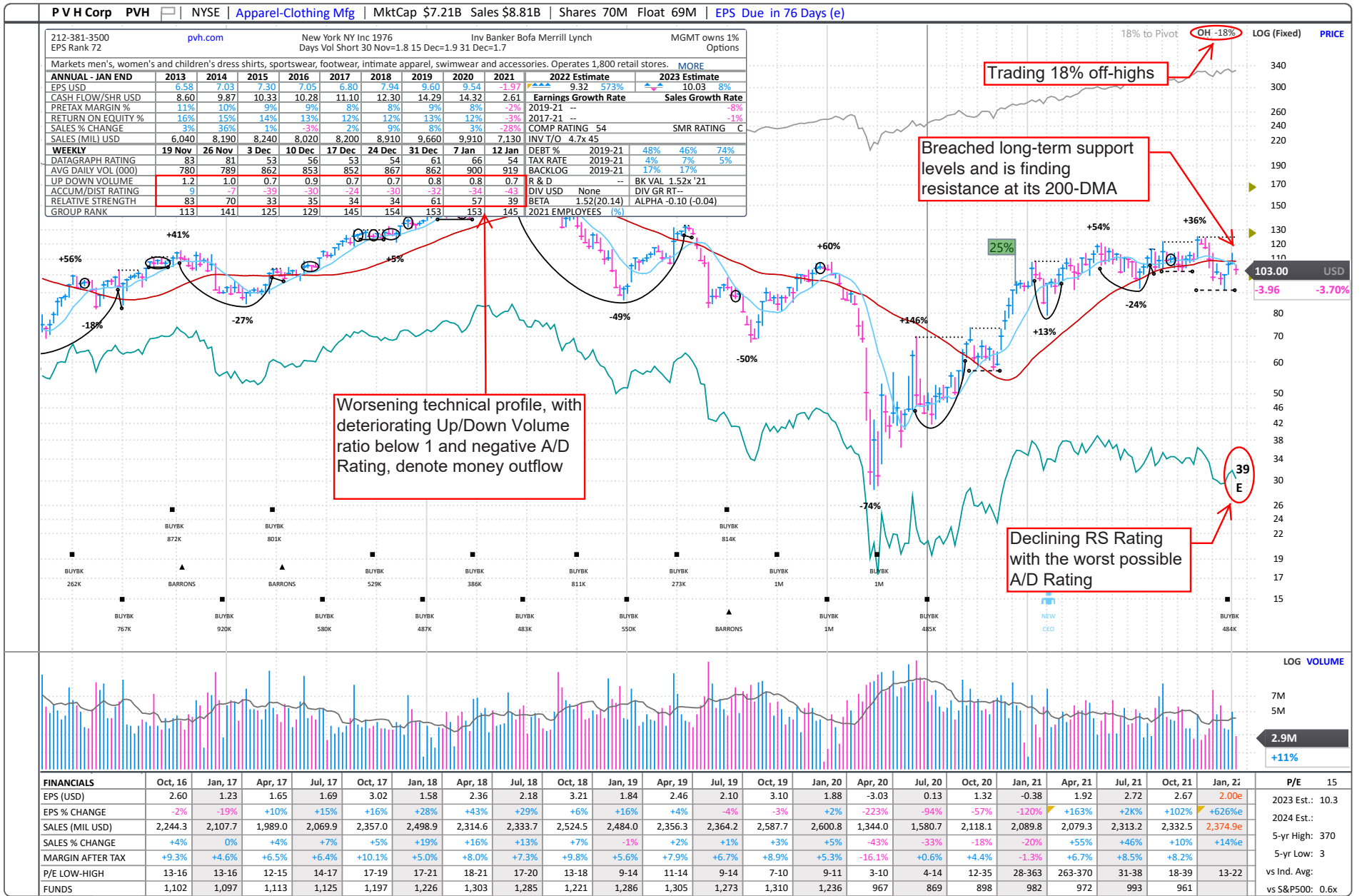
U.S. — Capital Equipment — Highlighted Laggard



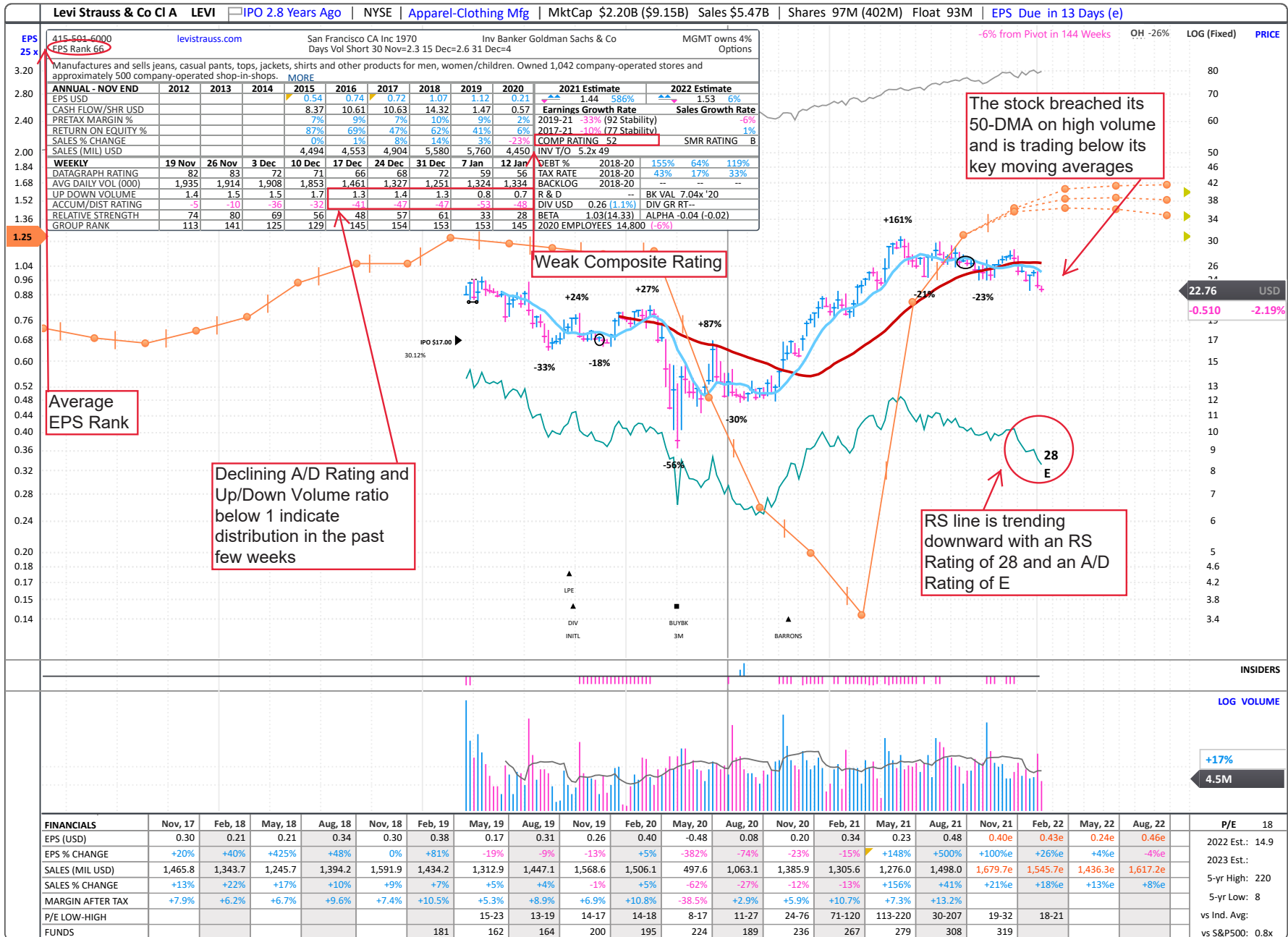
U.S.—Consumer Cyclical —Highlighted Laggard



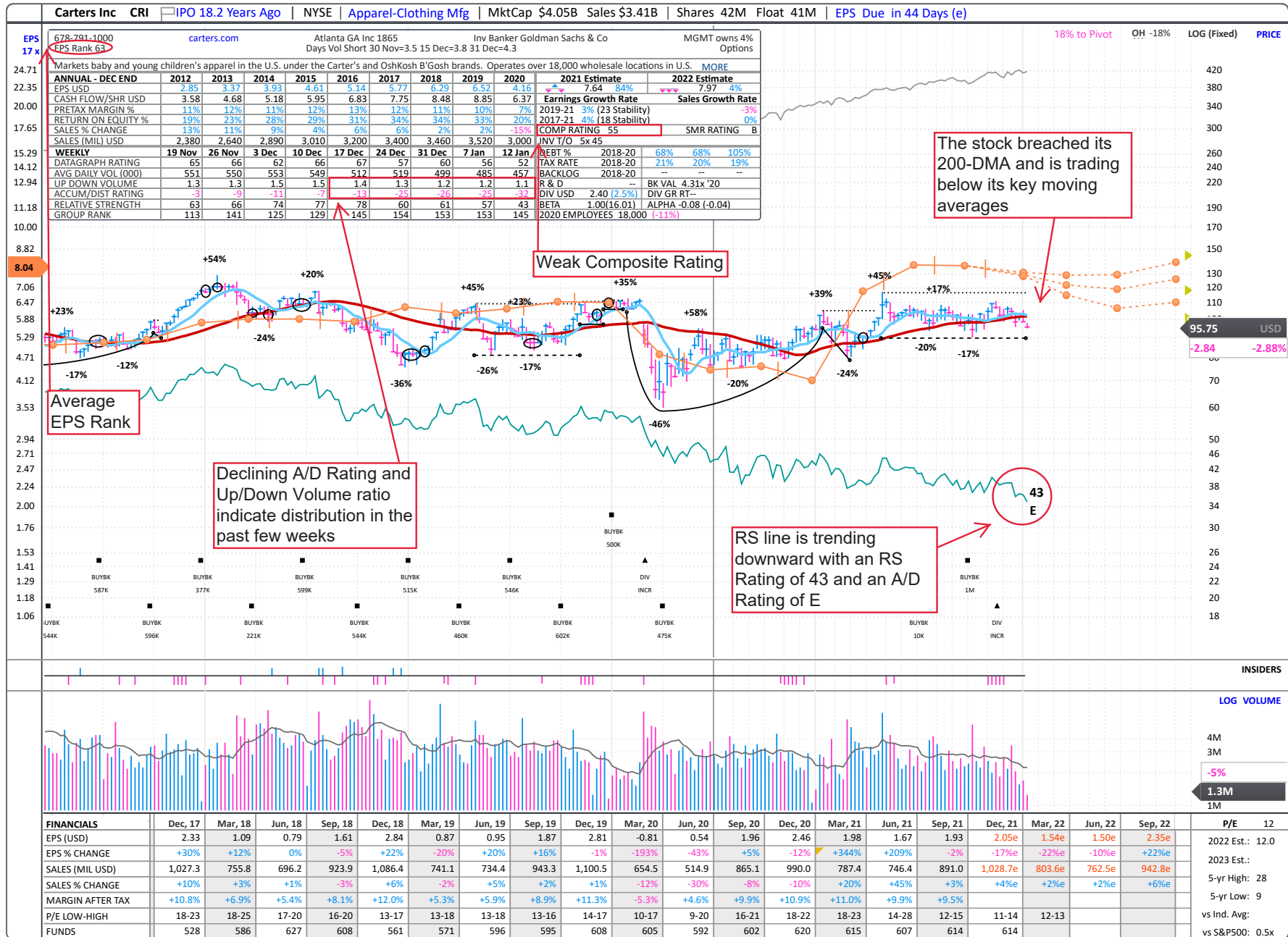
U.S.—Consumer Cyclical —Highlighted Laggard



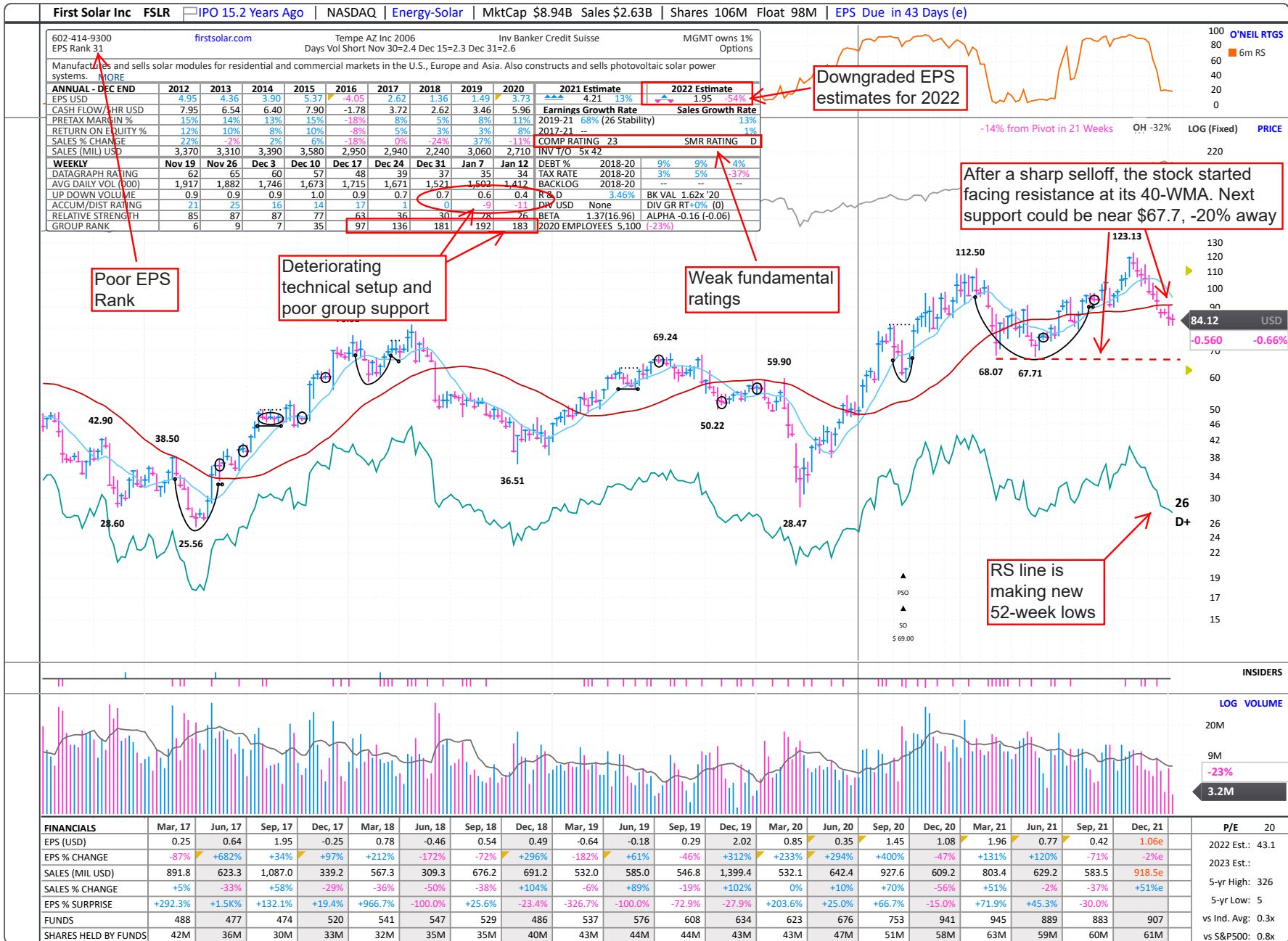
U.S.—Consumer Cyclical —Highlighted Laggard



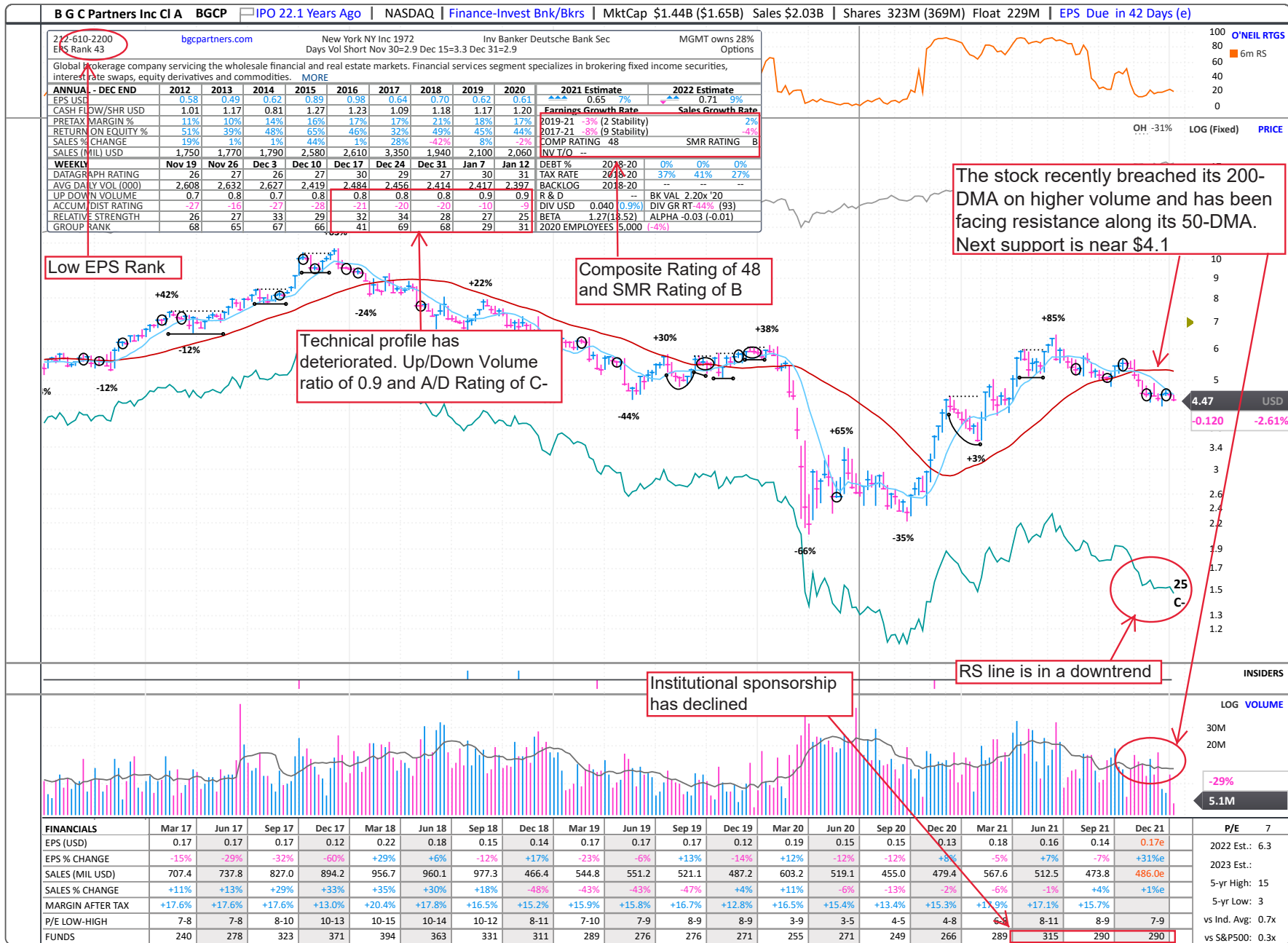
U.S. — Consumer Cyclical — Highlighted Laggard



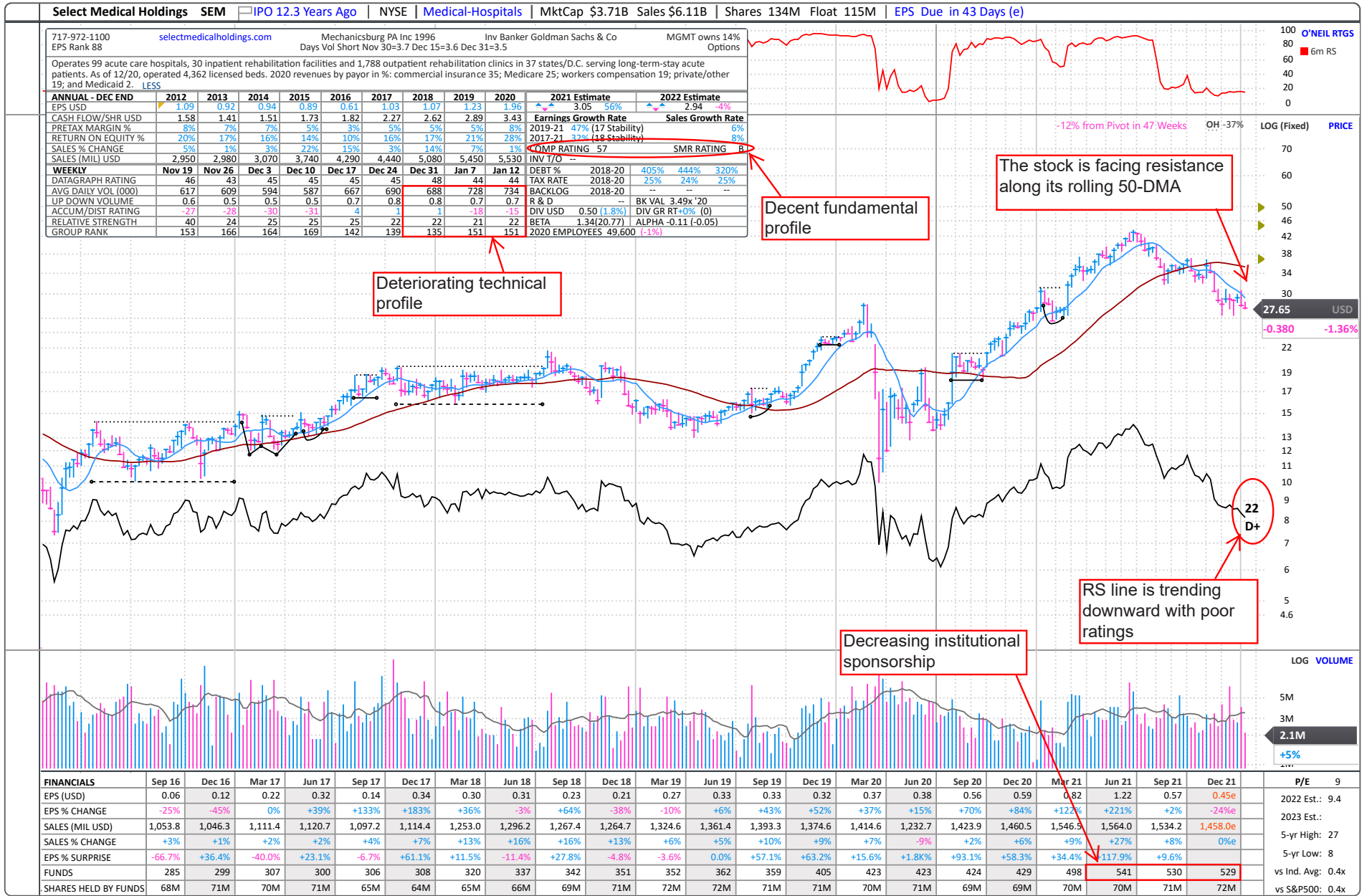
U.S.—Energy—Highlighted Laggard



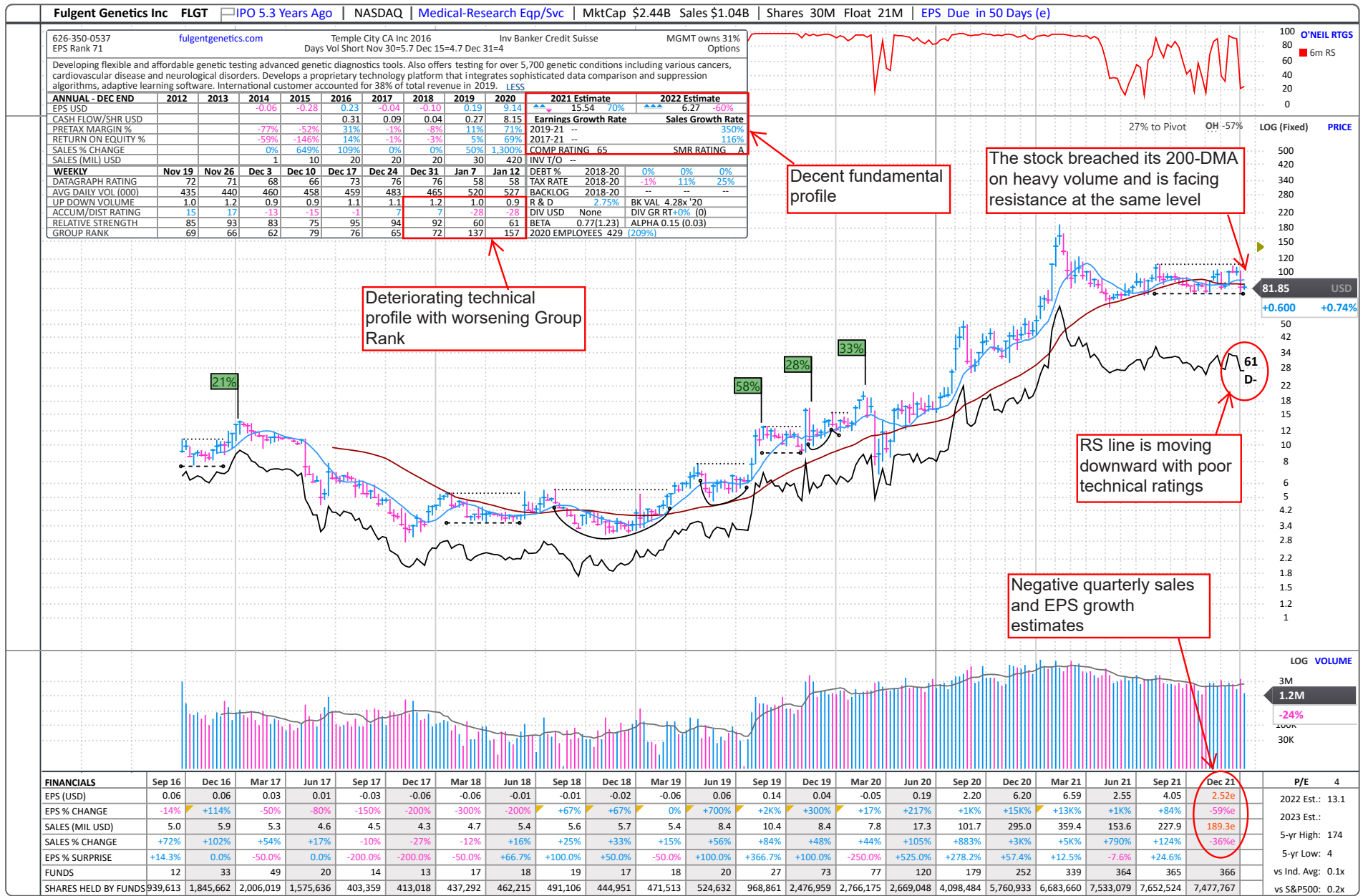
U.S.—Financial—Highlighted Laggard



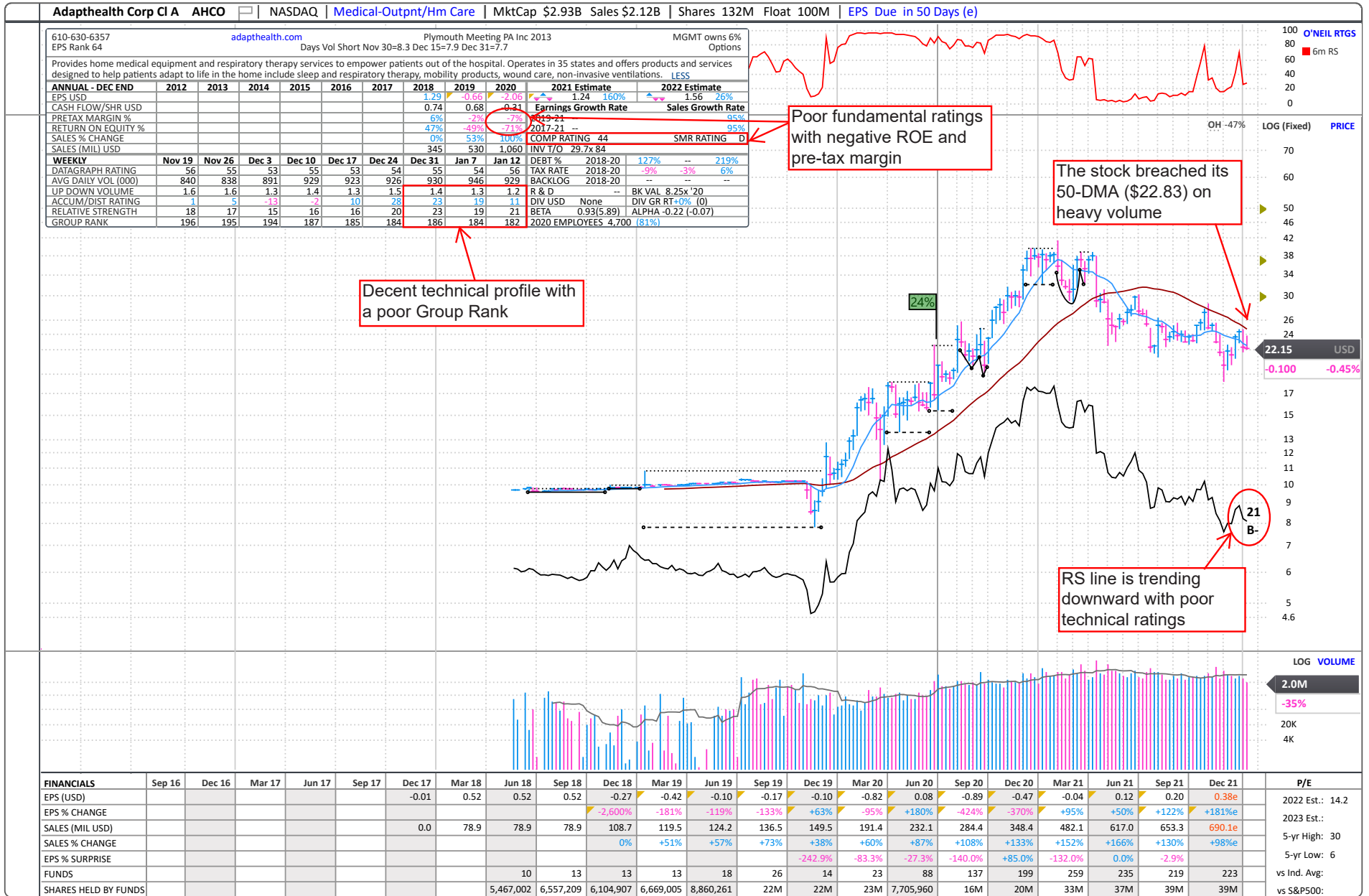
U.S.—Health Care—Highlighted Laggard



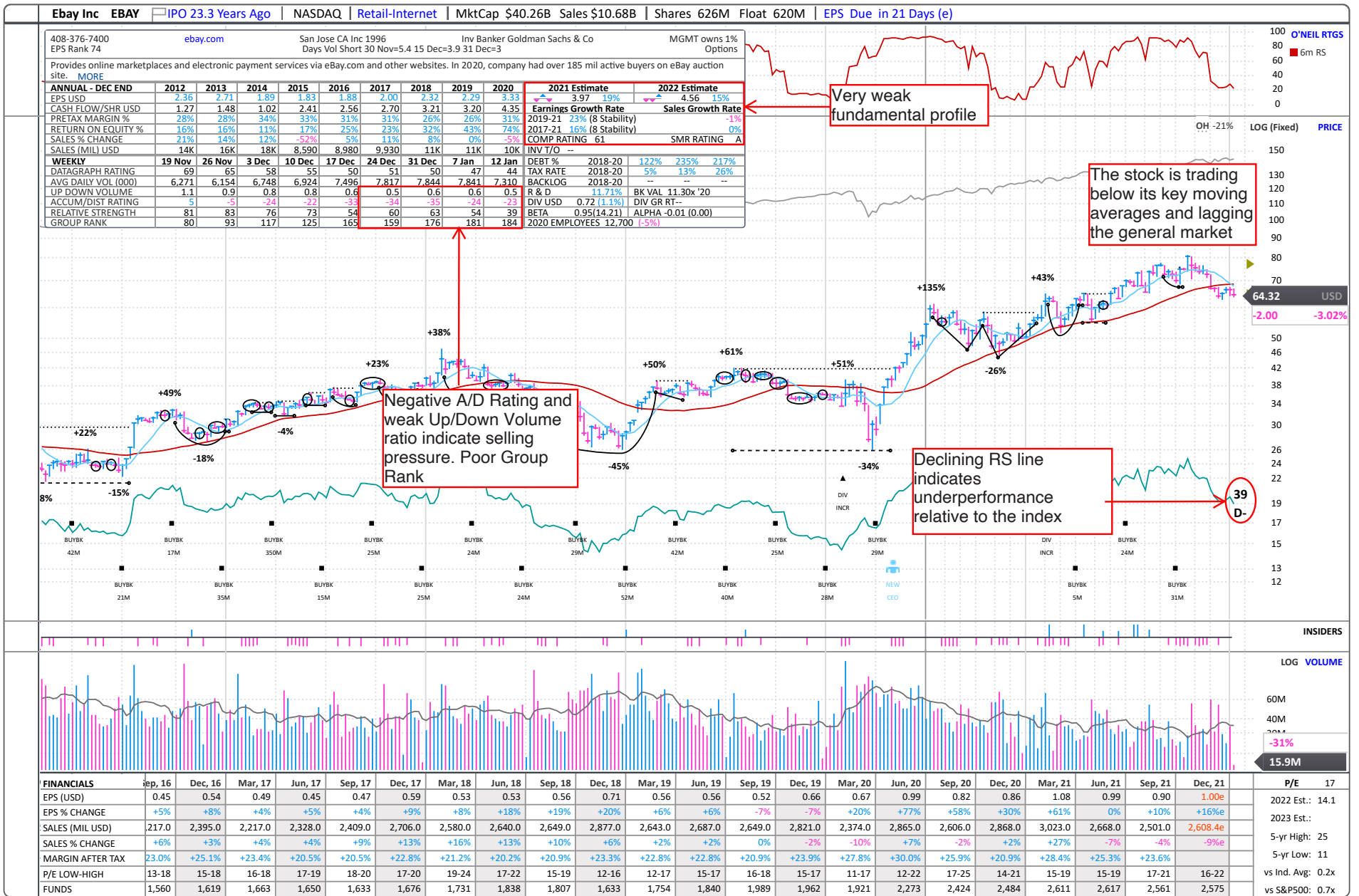
U.S.—Health Care—Highlighted Laggard



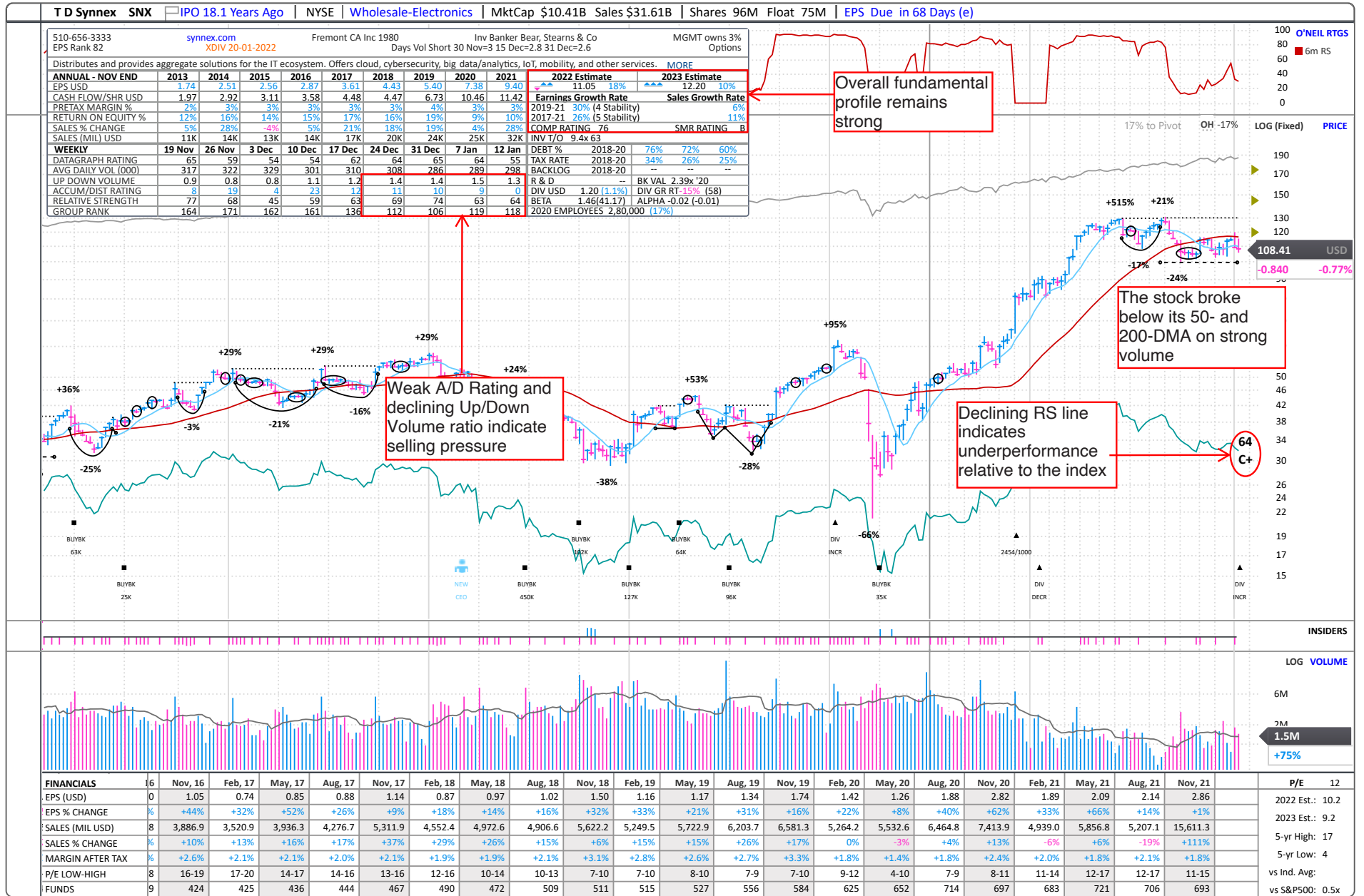
U.S.—Health Care—Highlighted Laggard



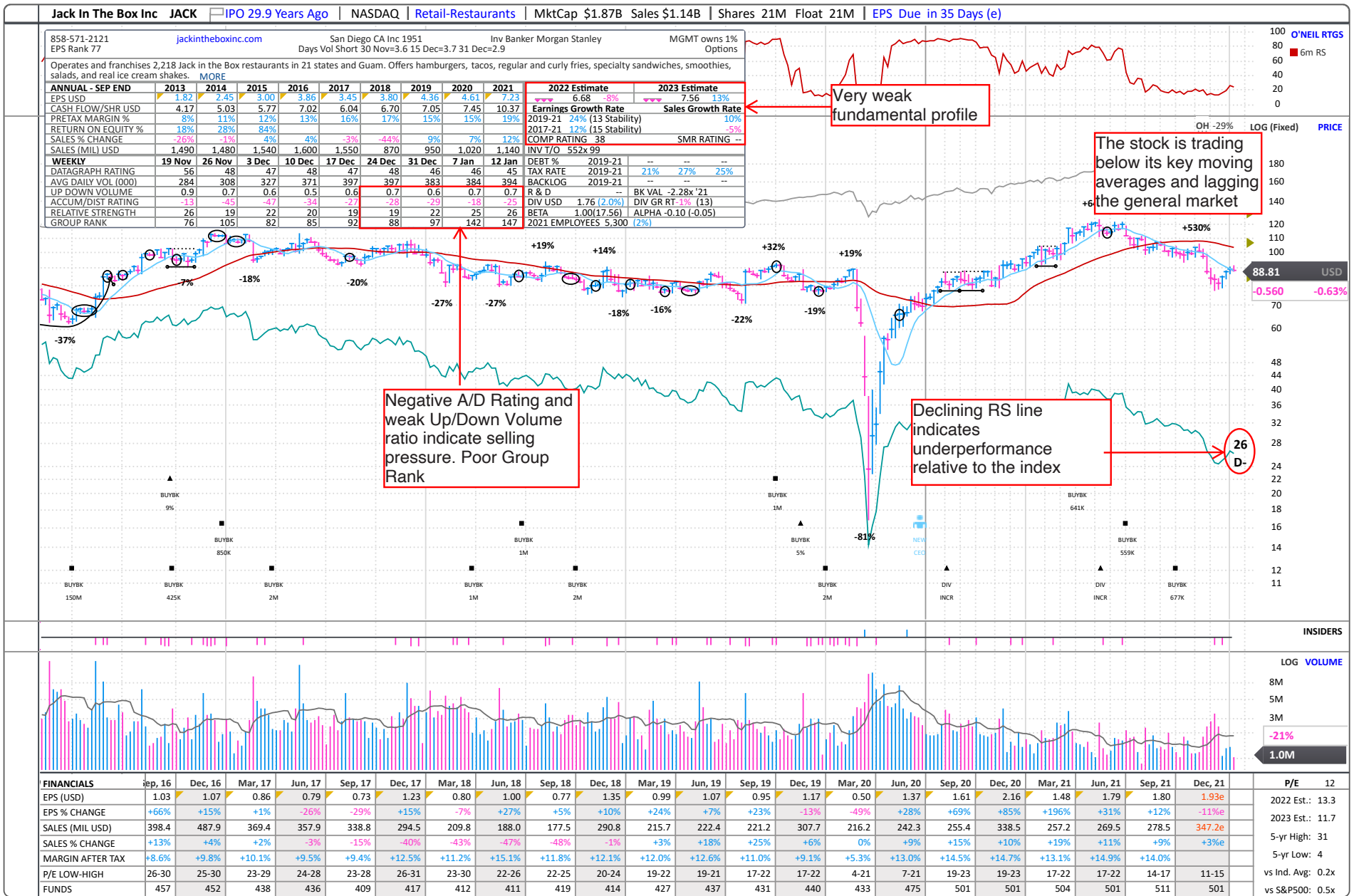
U.S. — Retail — Highlighted Laggard



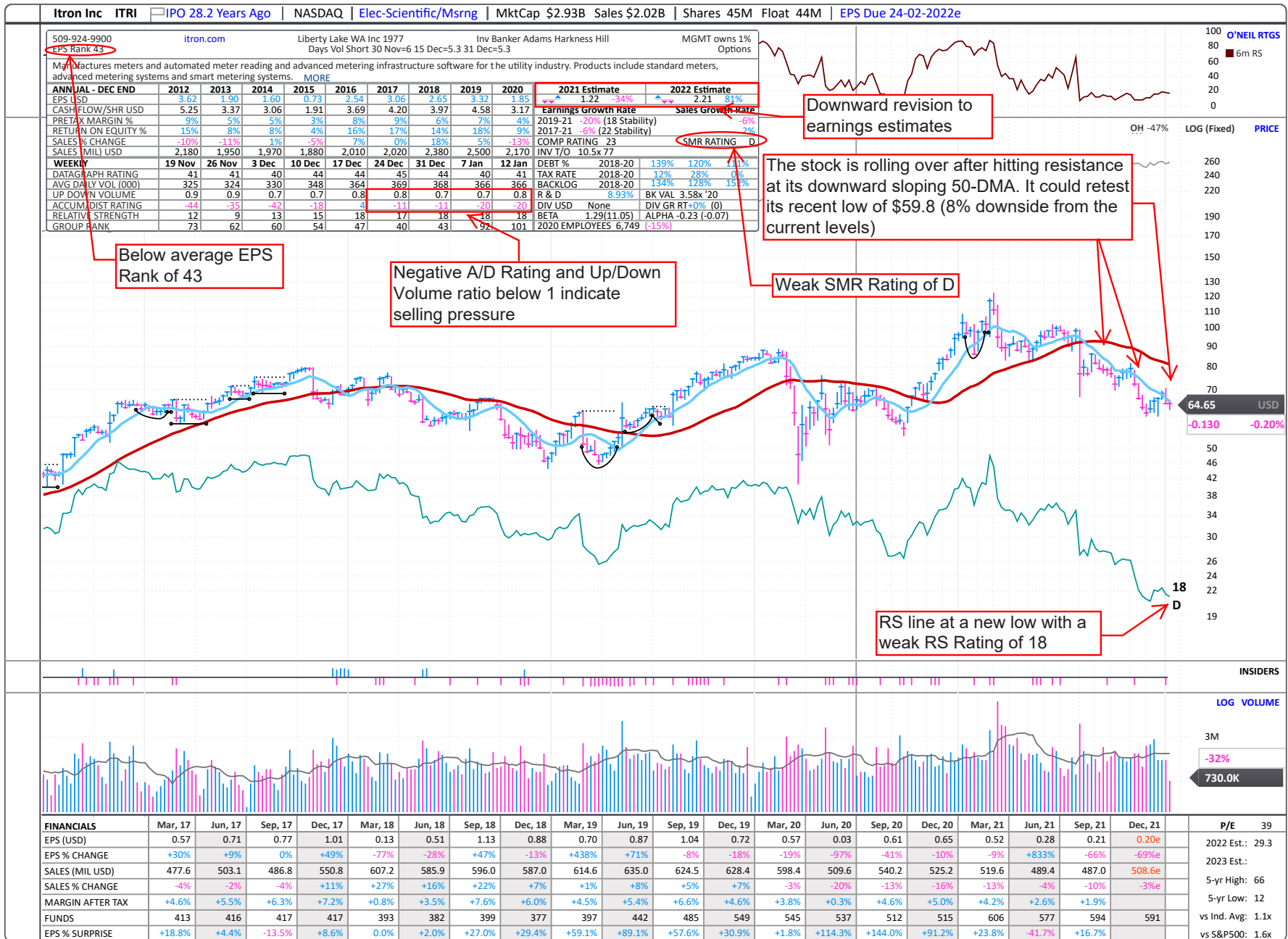
U.S.—Retail—Highlighted Laggard



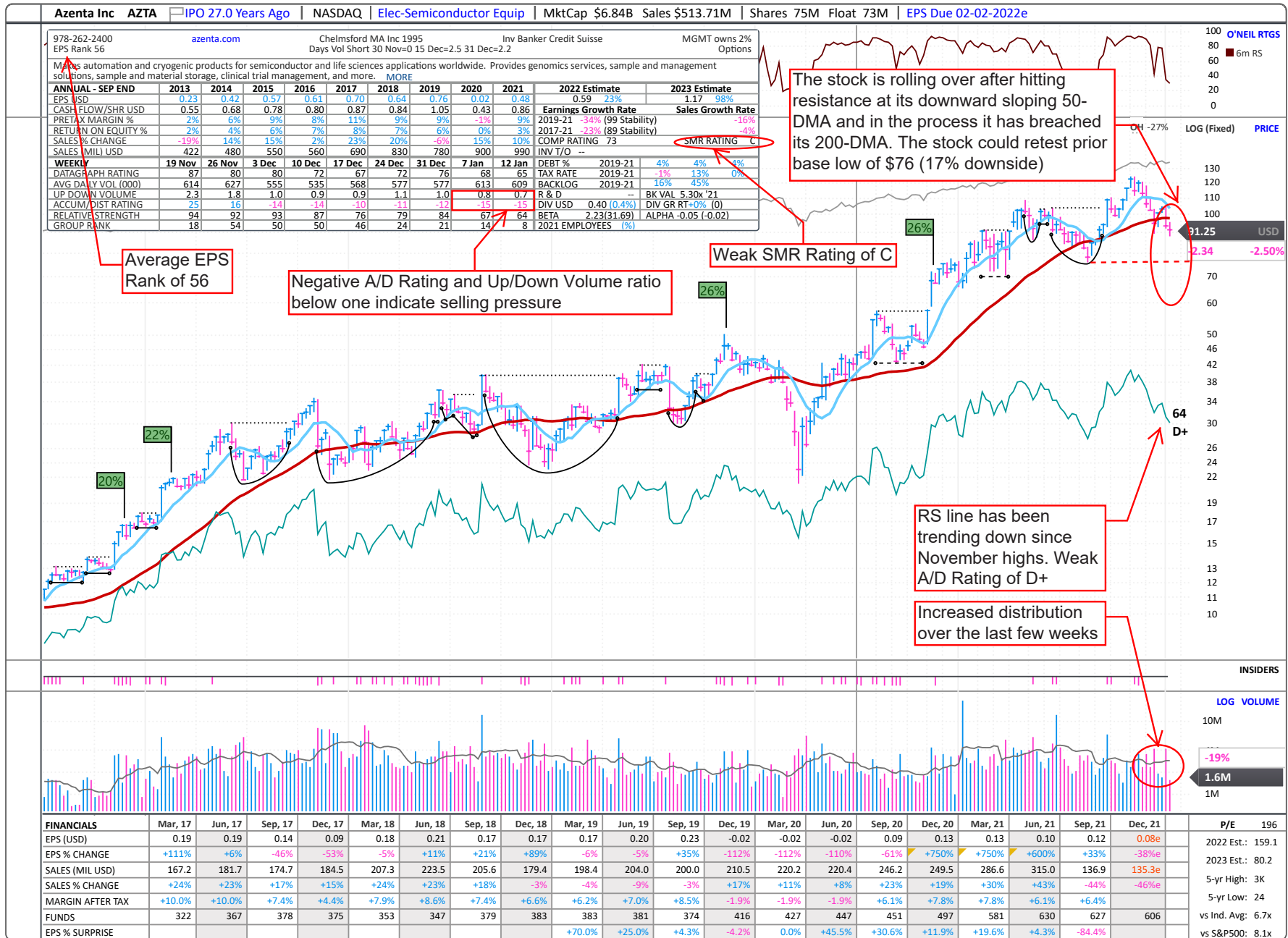
U.S. — Retail — Highlighted Laggard



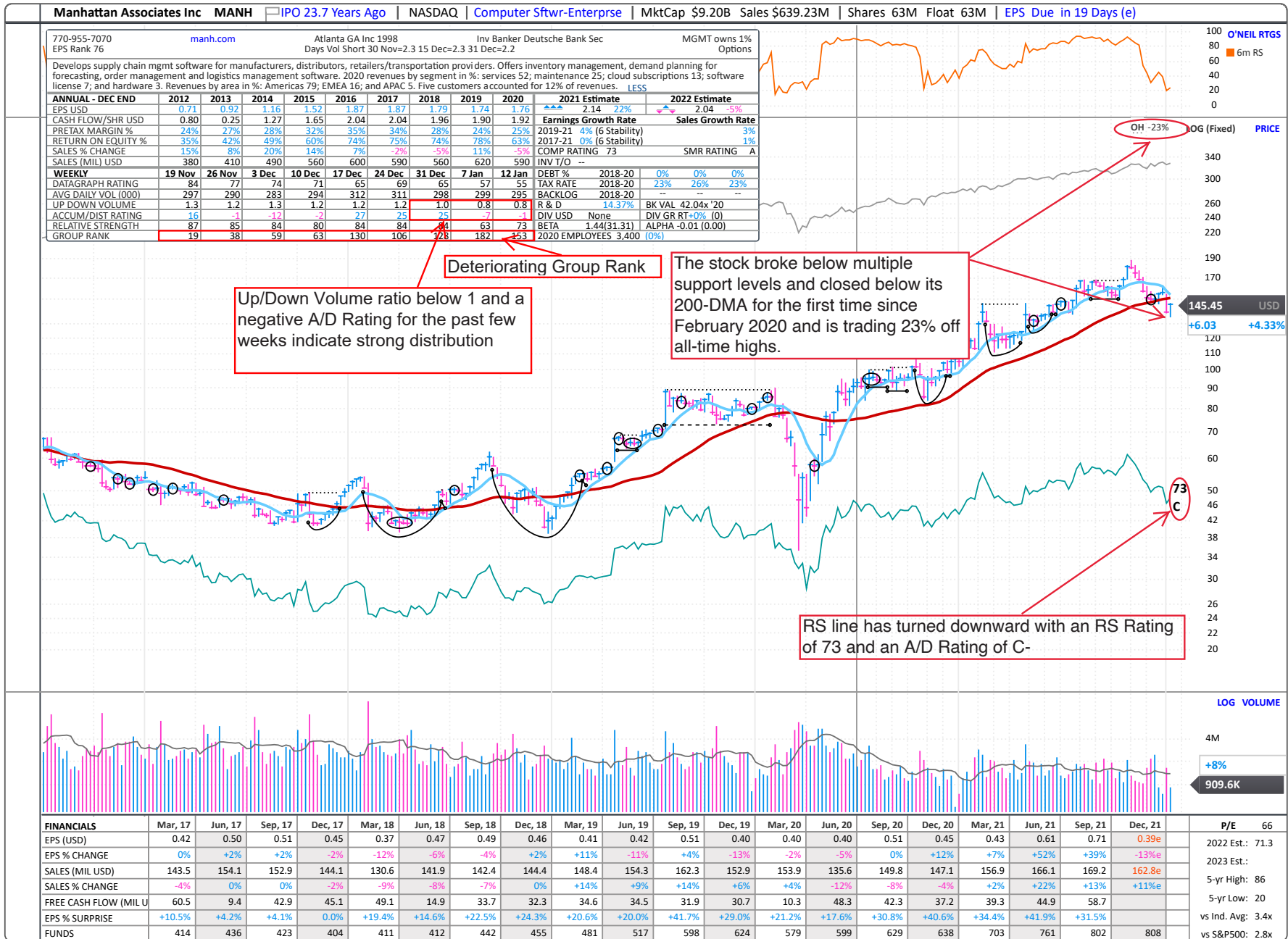
U.S.—Technology—Highlighted Laggard



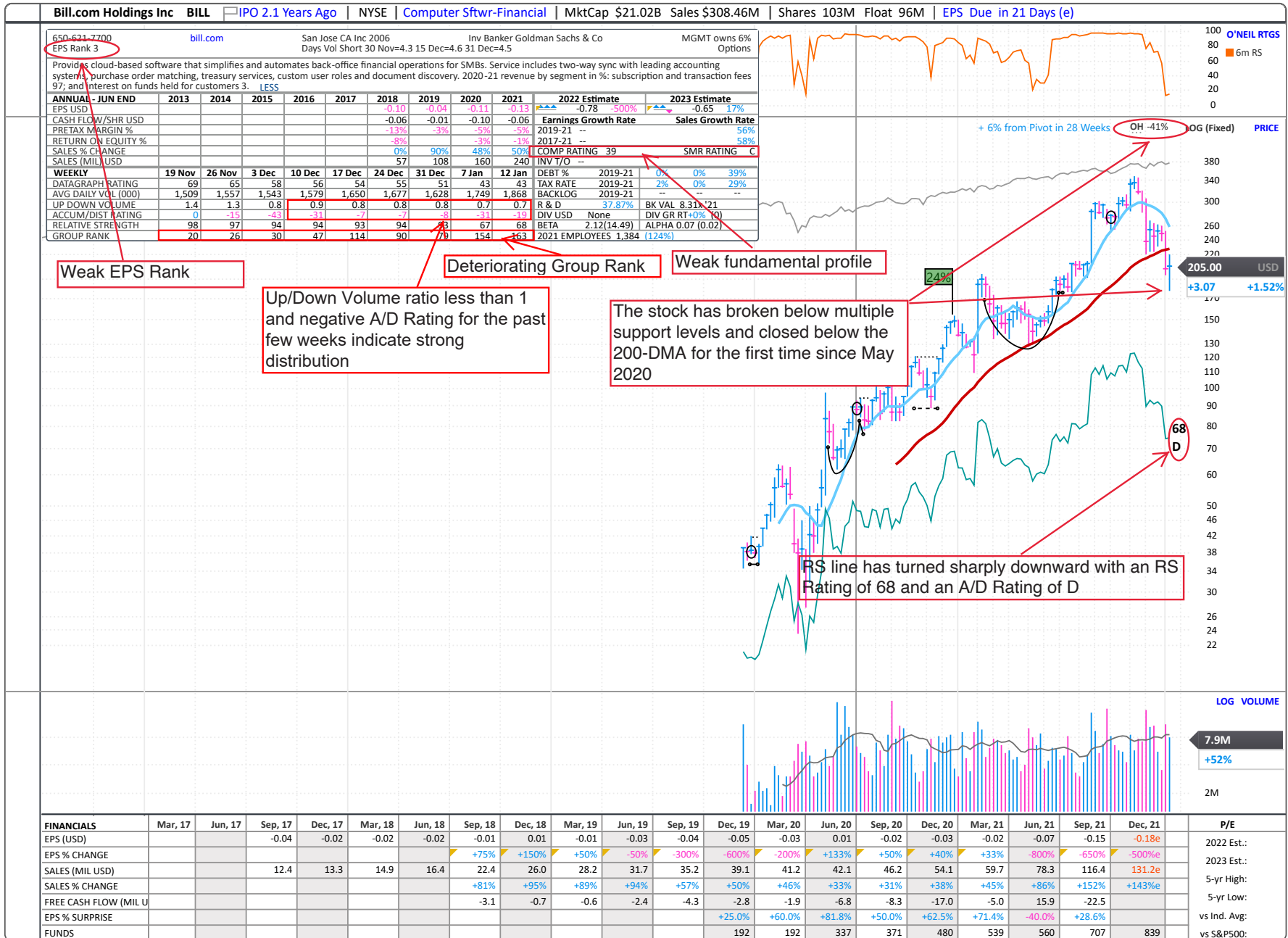
U.S.—Technology—Highlighted Laggard



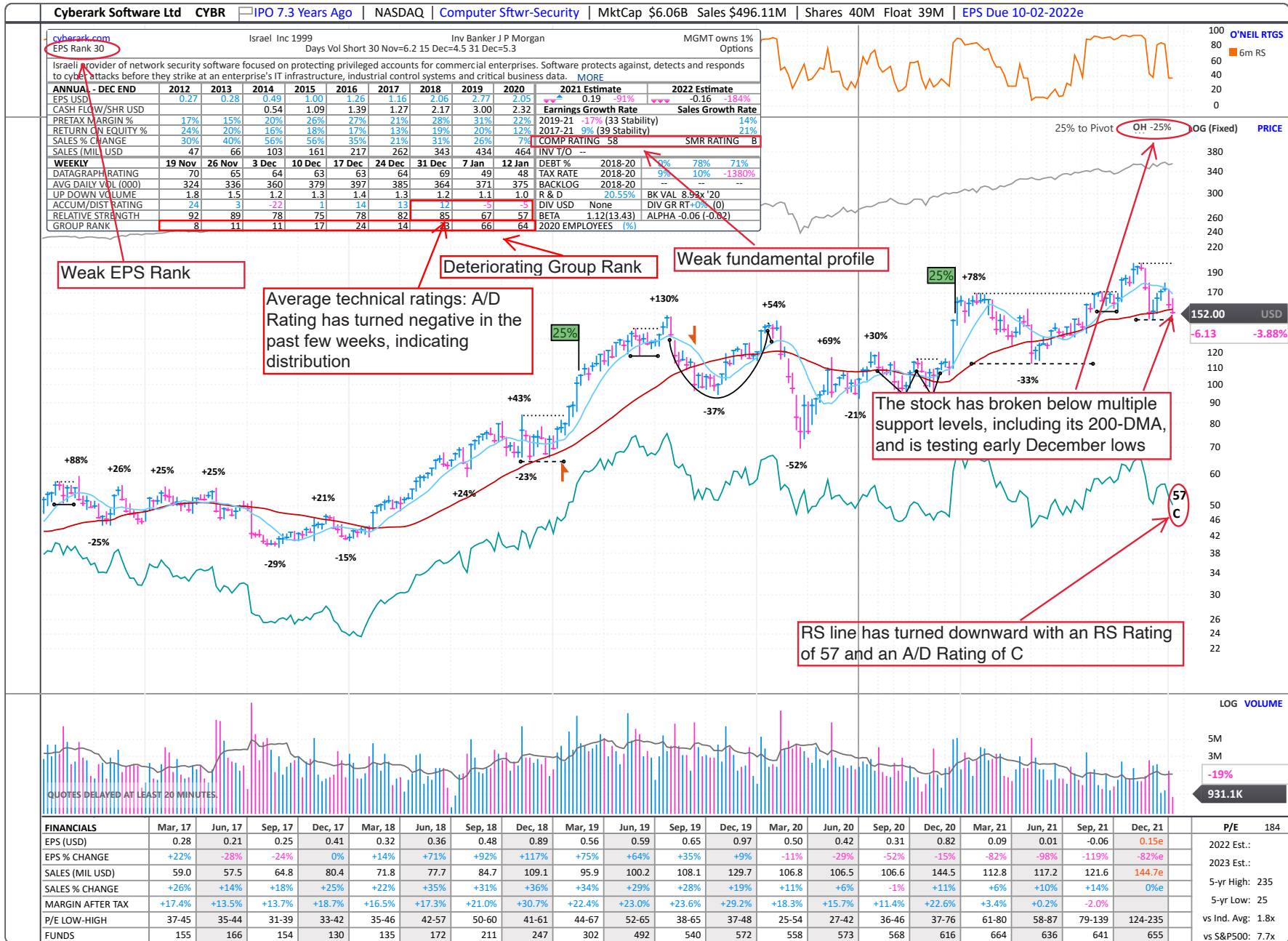
U.S. — Transportation — Highlighted Laggard



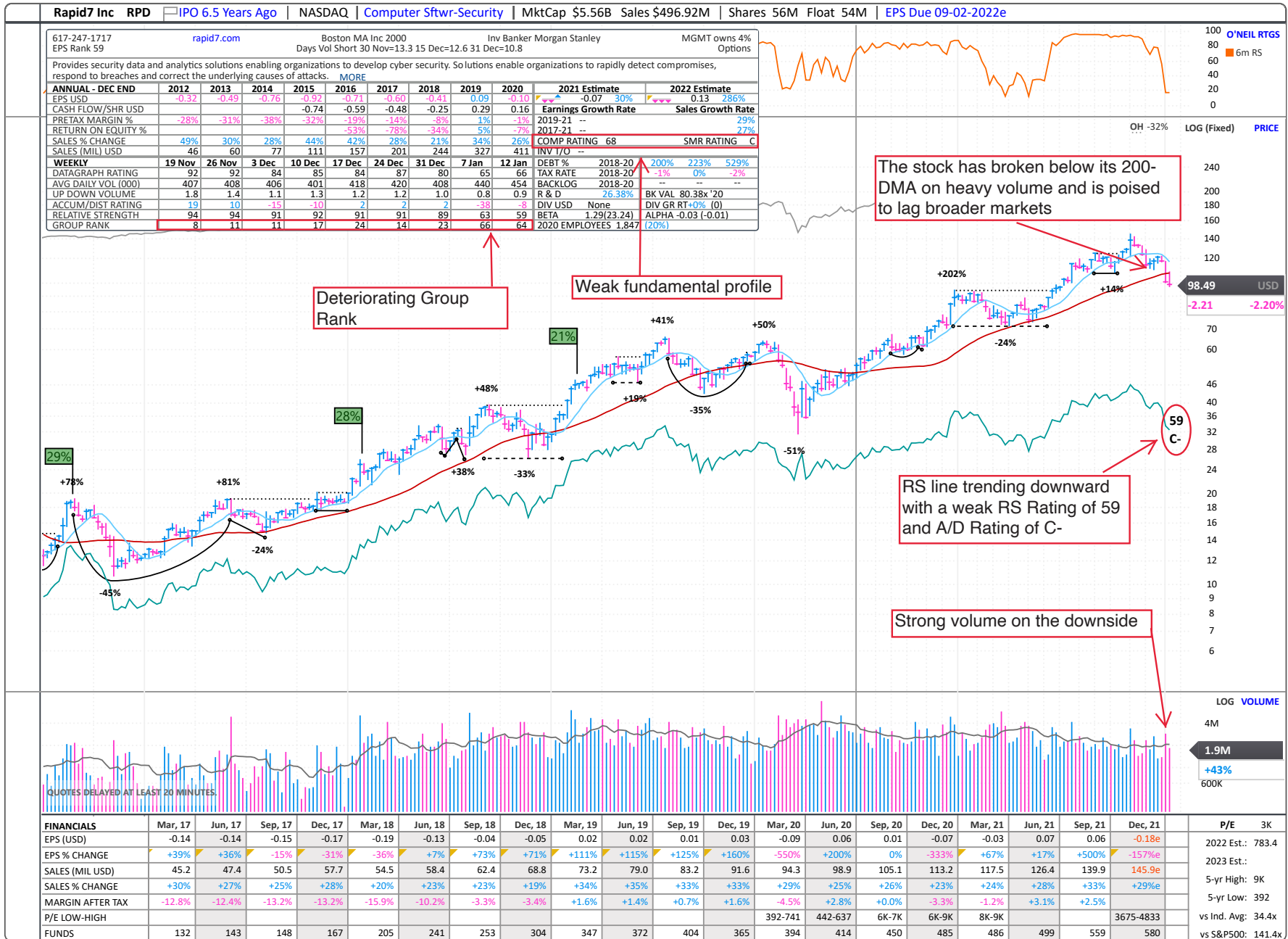
U.S. — Transportation — Highlighted Laggard



U.S. — Transportation — Highlighted Laggard



U.S. — Transportation — Highlighted Laggard



Developed Markets

Symbol	Name	Trading Country	Sector Name	Industry Group Name	Market Value, USD (Mil)	Avg Daily Dollar Vol (000), USD	Negative Alert Score, 10 Wks	EPS Rank	RS Rating	A/D Rating
NCM.AU	Newcrest Mining	Australia	Basic Material	Mining-Gold/Silver/Gems	14,567	50,376	4	95	41	D-
BSL.AU	Bluescope Steel	Australia	Basic Material	Steel-Producers	7,691	29,075	6	72	63	D+
SOL.AU	Wash.H Soul Patsn.& Co.	Australia	Energy	Energy-Coal	7,879	24,755	5	55	38	D+
BOQ.AU	Bank Of Qlnd.	Australia	Financial	Banks-Money Center	3,864	13,427	6	91	39	D-
WBC.AU	Westpac Banking	Australia	Financial	Banks-Money Center	57,480	147,395	6	73	34	E
BEN.AU	Bendigo & Adelaide Bank	Australia	Financial	Banks-Money Center	3,720	10,602	4	92	38	D-
MGR.AU	Mirvac Group Stapled Units	Australia	Financial	Finance-Property REIT	7,903	17,013	3	88	61	D-
SGP.AU	Stockland Stapled Units	Australia	Financial	Finance-Property REIT	7,332	18,634	4	86	39	C
TCL.AU	Transurban Group Stapled Units	Australia	Financial	Real Estate Dvlpmt/Ops	29,705	39,064	6	70	47	E
LLC.AU	Lendlease Group Stapled Units	Australia	Financial	Real Estate Dvlpmt/Ops	5,220	11,425	4	86	32	D
RMD.AU	Resmed Cdi.	Australia	Health Care	Medical-Products	35,293	19,568	3	88	69	C+
COH.AU	Cochlear	Australia	Health Care	Medical-Products	9,735	16,494	5	86	41	D+
PMV.AU	Premier Investment	Australia	Retail	Retail-Apparel/Shoes/Acc	3,141	3,714	2	97	53	C
WES.AU	Wesfarmers	Australia	Retail	Retail-Department Stores	45,071	61,828	2	96	53	E
COL.AU	Coles Group	Australia	Retail	Retail-Super/Mini Mkts	15,876	26,272	3	48	43	E
BAP.AU	Bapcor	Australia	Retail	Retail/Whlsle-Auto Parts	1,689	6,967	5	95	32	D+
APE.AU	Eagers Automotive	Australia	Retail	Retail/Whlsle-Automobile	2,434	3,893	5	91	34	C-
BLD.AU	Boral	Australia	Retail	Retail/Whlsle-Bldg Prds	4,716	3,918	3	86	47	D
WOW.AU	Woolworths Group	Australia	Retail	Wholesale-Food	31,494	62,362	3	94	34	D
XRO.AU	Xero	Australia	Technology	Comp Sftwr-Spec Enterprs	13,475	32,709	4	17	32	E
SEK.AU	Seek	Australia	Technology	Internet-Content	7,709	16,657	2	86	43	D
NXT.AU	Nextdc	Australia	Technology	Internet-Network Sltns	3,790	10,349	3	67	43	C
TPG.AU	Tpg Telecom	Australia	Technology	Telecom Svcs-Integrated	8,526	11,946	7	26	45	C+
SOL.BE	Solvay	Belgium	Basic Material	Chemicals-Specialty	12,834	16,797	5	19	42	D
COL.BE	Colruyt	Belgium	Retail	Wholesale-Food	5,677	8,963	4	24	11	C
EDV.CA	Endeavour Mining	Canada	Basic Material	Mining-Gold/Silver/Gems	5,498	16,814	6	85	38	E
STLC.CA	Stelco Holdings Inc	Canada	Basic Material	Steel-Producers	2,373	12,357	3	60	80	D
CAE.CA	Cae	Canada	Capital Equipment	Aerospace/Defense	8,309	21,174	7	91	31	D
FTT.CA	Finning Intl.	Canada	Capital Equipment	Machinery-Constr/Mining	4,205	10,458	5	98	59	D-
GOOS.CA	Canada Goose Holdings Sbntd.Vtg. Shs.	Canada	Consumer Cyclical	Apparel-Clothing Mfg	1,885	12,556	5	80	30	D+
CAR/UN.CA	Cdn.Att.Props.Rlst.It. Unt.	Canada	Financial	Finance-Property REIT	7,853	15,156	6	95	51	C-
IFC.CA	Intact Financial	Canada	Financial	Insurance-Prop/Cas/Titl	22,986	33,184	4	96	55	C-
FSV.CA	Firstservice	Canada	Financial	Real Estate Dvlpmt/Ops	7,579	14,133	2	82	57	D-
MTY.CA	Mty Food Group	Canada	Retail	Retail-Restaurants	1,104	2,555	6	74	35	C-
PKI.CA	Parkland Corp	Canada	Retail	Retail-Super/Mini Mkts	4,351	12,996	5	94	31	D-

Symbol	Name	Trading Country	Sector Name	Industry Group Name	Market Value, USD (Mil)	Avg Daily Dollar Vol (000), USD	Negative Alert Score, 10 Wks	EPS Rank	RS Rating	A/D Rating
LSPD.CA	Lightspeed Commerce Inc.	Canada	Technology	Comp Sftwr-Spec Enterprs	5,814	38,092	6	30	2	D-
CJT.CA	Cargojet	Canada	Transportation	Transport-Air Freight	2,341	11,584	4	72	30	D+
ACO/X.CA	Atco Class 1	Canada	Utility	Utility-Diversified	3,300	13,828	5	64	51	D-
GSN.DK	Gn Store Nord	Denmark	Consumer Cyclical	Consumer Prod-Electronic	8,285	27,818	3	76	25	C+
CHR.DK	Christian Hansen Holding	Denmark	Consumer Staple	Food-Misc Preparation	10,199	17,083	3	80	34	C
GEN.DK	Genmab	Denmark	Health Care	Medical-Biomed/Biotech	24,043	49,658	6	73	38	E
BAV.DK	Bavarian Nordic	Denmark	Health Care	Medical-Diversified	2,532	17,543	8	10	30	E
LUN.DK	H Lundbeck	Denmark	Health Care	Medical-Diversified	5,042	9,157	4	35	30	C-
NGP.DK	Netcompany Group	Denmark	Technology	Computer-Tech Services	4,793	9,615	5	71	35	E
DSV.DK	Dsv	Denmark	Transportation	Transport-Air Freight	52,426	74,189	5	96	62	E
NEST.FI	Neste	Finland	Energy	Oil&Gas-Refining/Mktg	39,405	51,601	4	78	14	D
ORNB.FI	Orion B	Finland	Health Care	Medical-Diversified	4,314	12,420	3	27	45	C
TOKM.FI	Tokmanni Group Corp.	Finland	Retail	Retail-Department Stores	1,279	4,180	5	91	27	D+
MUSG.FI	Musti Group	Finland	Retail	Retail-Major Disc Chains	1,100	2,602	6	53	34	D-
KESK.FI	Kesko B	Finland	Retail	Retail-Super/Mini Mkts	8,689	16,086	4	75	57	D+
TIE1.FI	Tietoenvyry	Finland	Technology	Computer-Tech Services	3,610	7,873	5	70	41	D
CSF.FR	Thales	France	Capital Equipment	Aerospace/Defense	18,994	32,698	6	88	26	C
SGM.FR	Safran	France	Capital Equipment	Aerospace/Defense	53,359	112,371	4	55	28	C-
ENT.FR	Bouygues	France	Capital Equipment	Bldg-Heavy Construction	14,099	47,780	6	47	28	D-
EDEN.FR	Edenred	France	Capital Equipment	Comml Svcs-Outsourcing	11,818	26,998	7	85	18	D+
LFDJ.FR	La Francaise Des Jeux	France	Consumer Cyclical	Leisure-Gaming/Equip	8,211	10,179	6	86	17	D+
AMUN.FR	Amundi (Wi)	France	Financial	Finance-Investment Mgmt	16,584	11,137	5	93	34	E
GFC.FR	Gecina	France	Financial	Finance-Property REIT	10,688	16,177	5	34	46	C
ENX.FR	Euronext	France	Financial	Financial Svcs-Specialty	10,482	29,498	7	79	26	D-
EUF.FR	Eurofins Scien.	France	Health Care	Medical-Research Eqp/Svc	20,710	41,464	5	99	34	E
DIM.FR	Sartorius Stedim Biotech	France	Health Care	Medical-Systems/Equip	43,282	20,425	4	96	51	D-
ATO.FR	Atos	France	Technology	Computer-Tech Services	3,978	35,456	5	24	4	D
EDF.FR	Edf	France	Utility	Utility-Diversified	37,382	41,079	6	80	14	D-
WCHX.DE	Wacker Chemie (Xet)	Germany	Basic Material	Chemicals-Plastics	8,367	16,011	5	80	53	D
HENX.DE	Henkel (Xet)	Germany	Basic Material	Chemicals-Specialty	21,911	11,285	6	61	37	C
BNRX.DE	Brenntag (Xet)	Germany	Basic Material	Chemicals-Specialty	13,708	32,800	6	82	50	D
KBXX.DE	Knorr-Bremse Ag (Fra)	Germany	Capital Equipment	Machinery-Constr/Mining	16,215	14,465	5	72	27	D
PUMX.DE	Puma (Xet)	Germany	Consumer Cyclical	Apparel-Shoes & Rel Mfg	16,745	31,727	4	88	50	D
ADXS.DE	Adidas (Xet)	Germany	Consumer Cyclical	Apparel-Shoes & Rel Mfg	55,460	173,909	5	76	26	D-
VOWX.DE	Volkswagen (Xet)	Germany	Consumer Cyclical	Auto Manufacturers	92,572	17,379	5	86	55	C-
VOW3X.DE	Volkswagen Pref. (Xet)	Germany	Consumer Cyclical	Auto Manufacturers	44,138	250,239	6	86	29	C-
CONX.DE	Continental (Xet)	Germany	Consumer Cyclical	Auto/Truck-Original Eqp	21,424	54,157	4	68	29	D-
HEIX.DE	Heidelbergcement (Xet)	Germany	Consumer Cyclical	Bldg-Constr Prds/Misc	14,461	49,204	7	72	29	D-

Symbol	Name	Trading Country	Sector Name	Industry Group Name	Market Value, USD (Mil)	Avg Daily Dollar Vol (000), USD	Negative Alert Score, 10 Wks	EPS Rank	RS Rating	A/D Rating
LEGX.DE	Leg Immobilien (Xet)	Germany	Consumer Cyclical	Bldg-Resident/Comml	9,724	22,408	6	94	33	D+
VNAX.DE	Vonovia (Xet)	Germany	Consumer Cyclical	Bldg-Resident/Comml	42,087	129,240	5	88	21	D+
TEGX.DE	Tag Immobilien (Xet)	Germany	Consumer Cyclical	Bldg-Resident/Comml	3,930	10,973	6	94	29	D-
PSMX.DE	Prosiebensat 1 (Xet) Media	Germany	Consumer Cyclical	Media-Diversified	3,828	17,821	5	53	25	D+
BEIX.DE	Beiersdorf (Xet)	Germany	Consumer Staple	Cosmetics/Personal Care	25,836	31,927	7	40	37	E
AT1X.DE	Aroundtown (Xet)	Germany	Financial	Real Estate Dvlpmt/Ops	9,560	17,041	6	23	23	C-
EVTX.DE	Evotec (Xet)	Germany	Health Care	Medical-Biomed/Biotech	7,684	23,040	4	89	63	E
MORX.DE	Morphosys (Xet)	Germany	Health Care	Medical-Biomed/Biotech	1,237	13,661	5	28	5	E
FIEX.DE	Fielmann (Xet)	Germany	Retail	Retail-Specialty	5,361	4,642	5	58	26	D-
DTEX.DE	Deutsche Telekom (Xet)	Germany	Technology	Telecom Svcs-Integrated	90,774	181,730	8	85	35	E
SZIN.HK	Shenzhen Intl.Gp.Hdg.	Hong Kong	Consumer Cyclical	Apparel-Clothing Mfg	28,423	53,346	5	64	42	C-
LNIN.HK	Li Ning	Hong Kong	Consumer Cyclical	Apparel-Shoes & Rel Mfg	26,684	109,747	1	99	82	D
TRON.HK	Techtronic Inds.	Hong Kong	Consumer Cyclical	Bldg-Hand Tools	33,298	61,957	1	96	71	D
CHRE.HK	China Res.Beer (Hdg.)co.	Hong Kong	Consumer Staple	Beverages-Alcoholic	24,179	55,419	2	97	42	D+
XGST.HK	Xinjiang Goldwind Sctc. 'H'	Hong Kong	Energy	Energy-Alternative/Other	1,389	13,212	4	85	57	C-
LREI.HK	Link Rl.Est.Inv.Tst.	Hong Kong	Financial	Finance-Property REIT	18,109	40,733	5		53	E
WREI.HK	Wharf Real Estate Invest Co	Hong Kong	Financial	Real Estate Dvlpmt/Ops	15,190	13,154	5	73	40	D-
SHKP.HK	Sun Hung Kai Properties	Hong Kong	Financial	Real Estate Dvlpmt/Ops	35,090	40,083	4	81	38	C-
NWDV.HK	New World Dev	Hong Kong	Financial	Real Estate Dvlpmt/Ops	9,959	13,009	4	24	36	D
INNB.HK	Innovent Biologics, Inc	Hong Kong	Health Care	Medical-Biomed/Biotech	8,018	53,013	6	14	4	E
PHAB.HK	Pharmaron Beijing Co 'H'	Hong Kong	Health Care	Medical-Biomed/Biotech	2,037	18,854	7	91	18	B
VEMH.HK	Venus Medtech Hangzhou	Hong Kong	Health Care	Medical-Products	1,604	8,571	5	4	4	D
WXBO.HK	Wuxi Biologics Cayman	Hong Kong	Health Care	Medical-Research Eqp/Svc	49,864	271,637	7	58	26	D+
CAFE.HK	Cafe De Coral Hdg.	Hong Kong	Retail	Retail-Restaurants	1,026	1,009	4	23	38	D-
LUK.HK	Luk Fook Hdg.(Intl.)	Hong Kong	Retail	Retail/Whlsle-Jewelry	1,521	1,366	4	89	57	D
CTFJ.HK	Chow Tai Fook Jewellery Gp.	Hong Kong	Retail	Retail/Whlsle-Jewelry	16,650	11,962	3	94	53	D-
KDEE.HK	Kingdee Intl.Sftw.Gp.	Hong Kong	Technology	Computer Sftwr-Desktop	10,378	31,357	3	24	38	D
NETE.HK	Netease Inc	Hong Kong	Technology	Computer Sftwr-Gaming	72,155	132,219	4	32	65	C
MTRC.HK	Mtr	Hong Kong	Transportation	Transportation-Rail	34,083	14,608	3	76	62	C
XINA.HK	Enn Energy Holdings	Hong Kong	Utility	Utility-Gas Distribution	20,876	53,262	4	96	82	C
HKCG.HK	Hong Kong And China Gas	Hong Kong	Utility	Utility-Gas Distribution	29,107	22,828	5	82	73	E
FLTR.IE	Flutter (Dub) Entertainment	Ireland	Consumer Cyclical	Leisure-Gaming/Equip	27,598	55,676	6	63	12	B-
NICE.IL	Nice	Israel	Technology	Computer Sftwr-Desktop	17,847	19,450	3	61	54	E
BZU.IT	Buzzi Unicem	Italy	Consumer Cyclical	Bldg-Constr Prds/Misc	4,261	12,509	4	65	18	D-
NEXI.IT	Nexi	Italy	Financial	Finance-CrdtCard/PmtPr	20,461	46,749	5	43	10	C-
DIA.IT	Diasorin	Italy	Health Care	Medical-Supplies	9,806	33,135	4	91	20	E
MARR.IT	Marr	Italy	Retail	Wholesale-Food	1,429	1,529	5	50	31	D
ENEL.IT	Enel	Italy	Utility	Utility-Electric Power	79,988	203,177	5	15	16	D-

Symbol	Name	Trading Country	Sector Name	Industry Group Name	Market Value, USD (Mil)	Avg Daily Dollar Vol (000), USD	Negative Alert Score, 10 Wks	EPS Rank	RS Rating	A/D Rating
A2A.IT	A2a	Italy	Utility	Utility-Electric Power	6,013	15,178	5	75	46	E
IP@N.JP	Kansai Paint	Japan	Basic Material	Chemicals-Paints	5,881	12,573	4	83	31	D
TOOH.JP	Tokyo Ohka Kogyo	Japan	Basic Material	Chemicals-Plastics	2,494	14,619	5	91	48	D+
MCHC.JP	Mitsubishi Chm.Hdg.	Japan	Basic Material	Chemicals-Specialty	11,827	54,540	7	74	78	C-
KC@N.JP	Kajima	Japan	Capital Equipment	Bldg-Heavy Construction	6,231	16,953	4	26	36	D-
CHOC.JP	Comsys Holdings	Japan	Capital Equipment	Bldg-Heavy Construction	3,237	11,631	4	87	21	C-
SZ@N.JP	Shimizu	Japan	Capital Equipment	Bldg-Heavy Construction	4,979	16,309	6	15	21	D+
TC@N.JP	Taisei	Japan	Capital Equipment	Bldg-Heavy Construction	6,914	23,944	6	28	42	D
OB@N.JP	Obayashi	Japan	Capital Equipment	Bldg-Heavy Construction	5,695	19,517	4	20	45	D+
CYBA.JP	Cyberagent	Japan	Capital Equipment	Comml Svcs-Advertising	8,079	53,706	6	99	28	D
LM@N.JP	Mitsubishi Materials	Japan	Capital Equipment	Diversified Operations	2,443	16,200	4	74	39	B-
PHOT.JP	Hamamatsu Photonics	Japan	Capital Equipment	Electrical-Power/Equipmt	9,305	20,122	1	91	66	E
NDEN.JP	Nidec	Japan	Capital Equipment	Electrical-Power/Equipmt	63,975	128,630	3	57	45	C
HTZZ.JP	Hitachi Zosen	Japan	Capital Equipment	Machinery-Gen Industrial	1,203	10,574	3	6	72	C-
SOSE.JP	Sohgo Securities	Japan	Capital Equipment	Security/Sfty	3,859	13,753	6	93	21	D
PF@N.JP	Koito Manufacturing	Japan	Consumer Cyclical	Auto/Truck-Original Eqp	8,967	22,289	4	29	45	C-
SURI.JP	Sumitomo Rubber Inds.	Japan	Consumer Cyclical	Auto/Truck-Tires & Misc	2,756	13,190	7	14	39	D-
LIXI.JP	Lixil Group	Japan	Consumer Cyclical	Bldg-Constr Prds/Misc	8,077	24,221	6	17	72	D-
TOTO.JP	Toto	Japan	Consumer Cyclical	Bldg-Constr Prds/Misc	8,013	22,518	3	87	33	D-
OC@N.JP	Taiheiyo Cement	Japan	Consumer Cyclical	Bldg-Constr Prds/Misc	2,508	10,164	3	48	36	D+
SFOR.JP	Sumitomo Forest	Japan	Consumer Cyclical	Bldg-Resident/Comml	3,862	14,783	3	89	66	C
RINN.JP	Rinnai	Japan	Consumer Cyclical	Hsehold-Appliances/Wares	4,547	11,503	5	39	36	D-
TOHO.JP	Toho	Japan	Consumer Cyclical	Leisure-Movies & Related	7,368	12,571	2	84	42	D-
IN@N.JP	Yamaha	Japan	Consumer Cyclical	Leisure-Products	8,951	26,267	4	37	20	D+
JRCE.JP	Central Japan Railway	Japan	Consumer Cyclical	Leisure-Services	26,301	77,287	6	29	33	E
SEBU.JP	Seibu Holdings	Japan	Consumer Cyclical	Leisure-Services	2,988	13,017	6	29	31	E
RY@N.JP	Tobu Railway	Japan	Consumer Cyclical	Leisure-Services	4,808	11,234	3	43	33	D+
HNKU.JP	Hankyu Hanshin Hdg.	Japan	Consumer Cyclical	Leisure-Services	7,124	13,991	4	61	45	C
KSER.JP	Keisei Elec.Railway	Japan	Consumer Cyclical	Leisure-Services	4,494	12,511	5	14	23	E
ROUN.JP	Round One	Japan	Consumer Cyclical	Leisure-Services	1,081	14,146	2	42	87	C-
KOIH.JP	Koei Tecmo Holdings	Japan	Consumer Cyclical	Leisure-Toys/Games/Hobby	6,187	13,422	6	86	23	D-
KB@N.JP	Kirin Holdings	Japan	Consumer Staple	Beverages-Alcoholic	14,614	51,820	5	10	25	E
SHDO.JP	Shiseido	Japan	Consumer Staple	Cosmetics/Personal Care	21,017	86,589	6	51	15	D-
KA@N.JP	Kao	Japan	Consumer Staple	Cosmetics/Personal Care	23,891	79,045	4	41	18	D-
RZ@N.JP	Nichirei	Japan	Consumer Staple	Food-Misc Preparation	3,024	10,758	4	54	28	D
NIFP.JP	Nissin Foods Holdings	Japan	Consumer Staple	Food-Packaged	7,490	14,368	3	36	48	C-
KOBS.JP	Kobayashi Pharmaceutical	Japan	Consumer Staple	Soap & Clng Preparatns	6,206	11,412	4	41	33	C-
GMOP.JP	Gmo Payment Gtwy.	Japan	Financial	Finance-CrdtCard/PmtPr	7,948	22,754	5	84	20	E

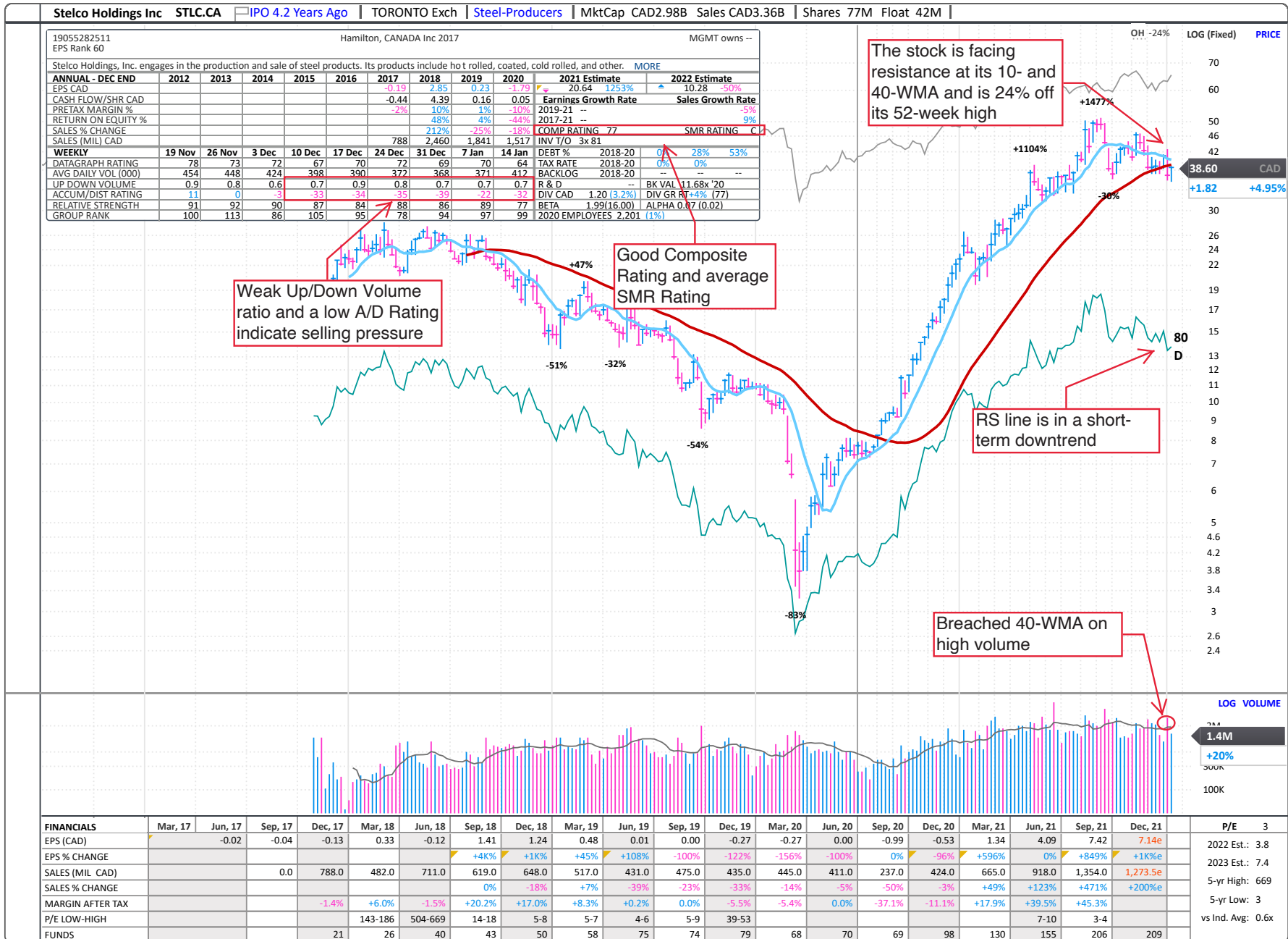
Symbol	Name	Trading Country	Sector Name	Industry Group Name	Market Value, USD (Mil)	Avg Daily Dollar Vol (000), USD	Negative Alert Score, 10 Wks	EPS Rank	RS Rating	A/D Rating
JRFI.JP	Japan Ret.Fd.Inv.	Japan	Financial	Finance-Property REIT	5,953	14,840	3	93	39	D
UUIC.JP	United Urb.Inv.	Japan	Financial	Finance-Property REIT	3,746	23,450	5	38	48	C-
JREI.JP	Japan Real Estate Inv.	Japan	Financial	Finance-Property REIT	7,724	17,272	5	67	51	C
GLPJ.JP	Glp J-Reit	Japan	Financial	Finance-Property REIT	7,092	15,707	3	54	63	D
OBFJ.JP	Nippon Building Fund	Japan	Financial	Finance-Property REIT	9,649	25,351	4	79	58	C-
ORJR.JP	Orix Jreit	Japan	Financial	Finance-Property REIT	4,235	12,921	4	41	39	C+
NREM.JP	Nomura Rlst.Master Fund	Japan	Financial	Finance-Property REIT	6,478	13,207	4	43	45	D
OSEX.JP	Japan Exchange Group	Japan	Financial	Financial Svcs-Specialty	11,697	30,110	7	49	39	D+
NREH.JP	Nomura Rlst.Hdg.	Japan	Financial	Real Estate Dvlpmt/Ops	4,308	15,107	6	86	66	D-
CK@N.JP	Sumitomo Real.&Dev.	Japan	Financial	Real Estate Dvlpmt/Ops	14,304	36,622	7	69	39	E
MIFU.JP	Mitsui Fudosan	Japan	Financial	Real Estate Dvlpmt/Ops	19,528	59,030	6	94	45	D
ME@N.JP	Mitsubishi Estate	Japan	Financial	Real Estate Dvlpmt/Ops	19,708	52,292	5	72	39	C-
HULI.JP	Hulic	Japan	Financial	Real Estate Dvlpmt/Ops	7,167	23,838	5	98	28	D-
JTER.JP	Japan Airport Term.	Japan	Financial	Real Estate Dvlpmt/Ops	3,938	15,032	5	26	31	D+
JCRE.JP	Jcr Pharmaceuticals	Japan	Health Care	Medical-Diversified	2,390	9,879	5	99	8	E
XY@N.JP	Santen Pharm.	Japan	Health Care	Medical-Diversified	4,973	13,684	4	22	36	C-
S@SE.JP	Sosei Group	Japan	Health Care	Medical-Diversified	1,221	30,937	5	13	36	D-
JU@N.JP	Nippon Shinyaku	Japan	Health Care	Medical-Diversified	4,741	9,615	6	97	42	D
CP@N.JP	Chugai Pharm.	Japan	Health Care	Medical-Diversified	54,335	71,621	3	97	23	D+
KH@N.JP	Kyowa Hakko Kirin	Japan	Health Care	Medical-Ethical Drugs	14,238	20,641	7	42	31	D-
OTHD.JP	Otsuka Holdings	Japan	Health Care	Medical-Generic Drugs	20,437	39,284	7	51	39	C+
ITCP.JP	Abc-Mart	Japan	Retail	Retail-Apparel/Shoes/Acc	3,658	20,907	5	69	21	C
SHIM.JP	Shimamura	Japan	Retail	Retail-Apparel/Shoes/Acc	3,125	14,274	5	17	42	C-
BICA.JP	Bic Camera	Japan	Retail	Retail-Consumer Elec	1,540	3,960	5	20	25	E
CS@N.JP	Canon Marketing Japan	Japan	Retail	Retail-Consumer Elec	2,606	2,976	5	78	36	E
OJIM.JP	Nojima	Japan	Retail	Retail-Consumer Elec	1,049	2,565	6	54	20	E
EDIO.JP	Edion	Japan	Retail	Retail-Consumer Elec	1,027	3,791	6	34	48	E
TKOS.JP	Takashimaya	Japan	Retail	Retail-Department Stores	1,673	11,546	6	23	48	D
SERI.JP	Seria	Japan	Retail	Retail-Discount&Variety	2,131	5,812	5	68	17	C-
KNAK.JP	Kusuri No Aoki Holdings	Japan	Retail	Retail-Drug Stores	1,906	4,216	3	32	28	C
MAYI.JP	Matsumotokiyoshi Hdg.	Japan	Retail	Retail-Drug Stores	5,072	19,067	5	54	15	D
RUHO.JP	Tsuruha Holdings	Japan	Retail	Retail-Drug Stores	4,562	17,165	6	33	12	E
WELH.JP	Welcia Holdings	Japan	Retail	Retail-Drug Stores	6,046	12,123	5	57	26	E
SUGP.JP	Sugi Holdings	Japan	Retail	Retail-Drug Stores	3,862	9,881	7	50	28	D
CSMS.JP	Cosmos Pharm.	Japan	Retail	Retail-Drug Stores	5,683	23,241	6	50	48	C-
NTOR.JP	Nitori Holdings	Japan	Retail	Retail-Home Furnishings	16,865	51,845	6	51	18	D-
STRT.JP	Zozo Inc	Japan	Retail	Retail-Internet	8,960	26,156	5	83	45	D
MERA.JP	Mercari Inc	Japan	Retail	Retail-Internet	7,012	52,690	3	13	25	D-

Symbol	Name	Trading Country	Sector Name	Industry Group Name	Market Value, USD (Mil)	Avg Daily Dollar Vol (000), USD	Negative Alert Score, 10 Wks	EPS Rank	RS Rating	A/D Rating
RAKT.JP	Rakuten	Japan	Retail	Retail-Internet	15,677	55,116	7	10	54	E
LARK.JP	Skylark	Japan	Retail	Retail-Restaurants	2,899	23,549	4	17	39	E
MCJP.JP	Mcdonald's	Japan	Retail	Retail-Restaurants	5,691	34,043	4	52	51	D+
SSHI.JP	Sushiro Global Hdq.	Japan	Retail	Retail-Restaurants	3,961	26,060	7	88	23	E
JINC.JP	Jins	Japan	Retail	Retail-Specialty	1,450	2,691	6	27	42	C-
SANA.JP	San-A	Japan	Retail	Retail-Super/Mini Mkts	1,119	1,131	3	37	48	D+
LAWS.JP	Lawson	Japan	Retail	Retail-Super/Mini Mkts	4,411	12,870	3	40	51	D-
AUTS.JP	Autobacs Seven	Japan	Retail	Retail/Whlsle-Auto Parts	1,000	3,424	8	57	39	D
KOME.JP	Komeri	Japan	Retail	Retail/Whlsle-Bldg Prds	1,212	1,643	4	52	39	D
KOHN.JP	Kohnan Shoji	Japan	Retail	Retail/Whlsle-Bldg Prds	1,020	1,892	3	85	58	D+
JT@N.JP	Aeon	Japan	Retail	Wholesale-Food	18,759	39,703	4	43	23	E
VALO.JP	Valor Holdings	Japan	Retail	Wholesale-Food	1,014	1,523	6	22	28	C
CAPO.JP	Capcom	Japan	Technology	Computer Sftwr-Desktop	5,916	28,557	6	98	12	E
KONA.JP	Konami Holdings	Japan	Technology	Computer Sftwr-Desktop	6,858	24,720	3	86	23	C
FREK.JP	Freee K K	Japan	Technology	Computer Sftwr-Desktop	2,499	12,374	5	4	2	E
DENA.JP	Dena	Japan	Technology	Computer Sftwr-Desktop	1,988	9,078	6	19	18	D-
ORAC.JP	Oracle Japan	Japan	Technology	Computer Sftwr-Desktop	9,455	16,212	5	68	17	D-
MFWD.JP	Money Forward	Japan	Technology	Computer Sftwr-Desktop	2,547	20,778	4	7	39	D-
NNDO.JP	Nintendo	Japan	Technology	Computer Sftwr-Gaming	59,395	342,094	5	57	31	B
NXCL.JP	Nexon	Japan	Technology	Computer Sftwr-Gaming	16,458	48,090	4	77	23	C
NETO.JP	Net One Systems	Japan	Technology	Computer-Tech Services	2,144	13,282	5	45	12	E
NJ@N.JP	Nec	Japan	Technology	Computer-Tech Services	12,235	61,265	5	82	23	D
OTSK.JP	Otsuka	Japan	Technology	Computer-Tech Services	8,388	23,113	5	68	42	E
OBIC.JP	Obic	Japan	Technology	Computer-Tech Services	15,852	24,081	5	79	25	E
VIS1.JP	Visional Inc	Japan	Technology	Computer-Tech Services	2,373	16,874	4	22	76	E
RKUS.JP	Rakus	Japan	Technology	Computer-Tech Services	3,802	18,331	3	38	31	E
ZU@N.JP	Shimadzu	Japan	Technology	Elec-Scientific/Msrng	11,042	22,824	3	89	54	E
KAKA.JP	Kakaku.Com	Japan	Technology	Internet-Content	4,864	13,212	6	53	18	E
SOF1.JP	Softbank Corp	Japan	Technology	Telecom Svcs-Wireless	60,184	131,810	7	42	63	C-
OJ@N.JP	Yamato Hdq.	Japan	Transportation	Transport-Air Freight	8,557	23,681	6	74	25	D
SGHS.JP	Sg Holdings Co	Japan	Transportation	Transport-Air Freight	14,325	20,347	6	83	31	D+
ANAW.JP	Ana Holdings	Japan	Transportation	Transportation-Airline	10,024	103,948	7	29	42	D-
EAJR.JP	East Japan Railway	Japan	Transportation	Transportation-Rail	22,185	95,511	6	25	39	D+
KRWC.JP	Kyushu Railway	Japan	Transportation	Transportation-Rail	3,221	19,979	6	38	48	D+
CL@N.JP	Chubu Elec.Power	Japan	Utility	Utility-Electric Power	7,955	25,320	6	31	36	D-
EPDC.JP	Elec.Power Dev.	Japan	Utility	Utility-Electric Power	2,359	14,872	5	13	28	E
AKZA.NL	Akzo Nobel	Netherlands	Basic Material	Chemicals-Paints	20,056	51,334	5	32	44	E
ADYE.NL	Adyen	Netherlands	Financial	Financial Svcs-Specialty	71,622	150,749	4	99	18	E

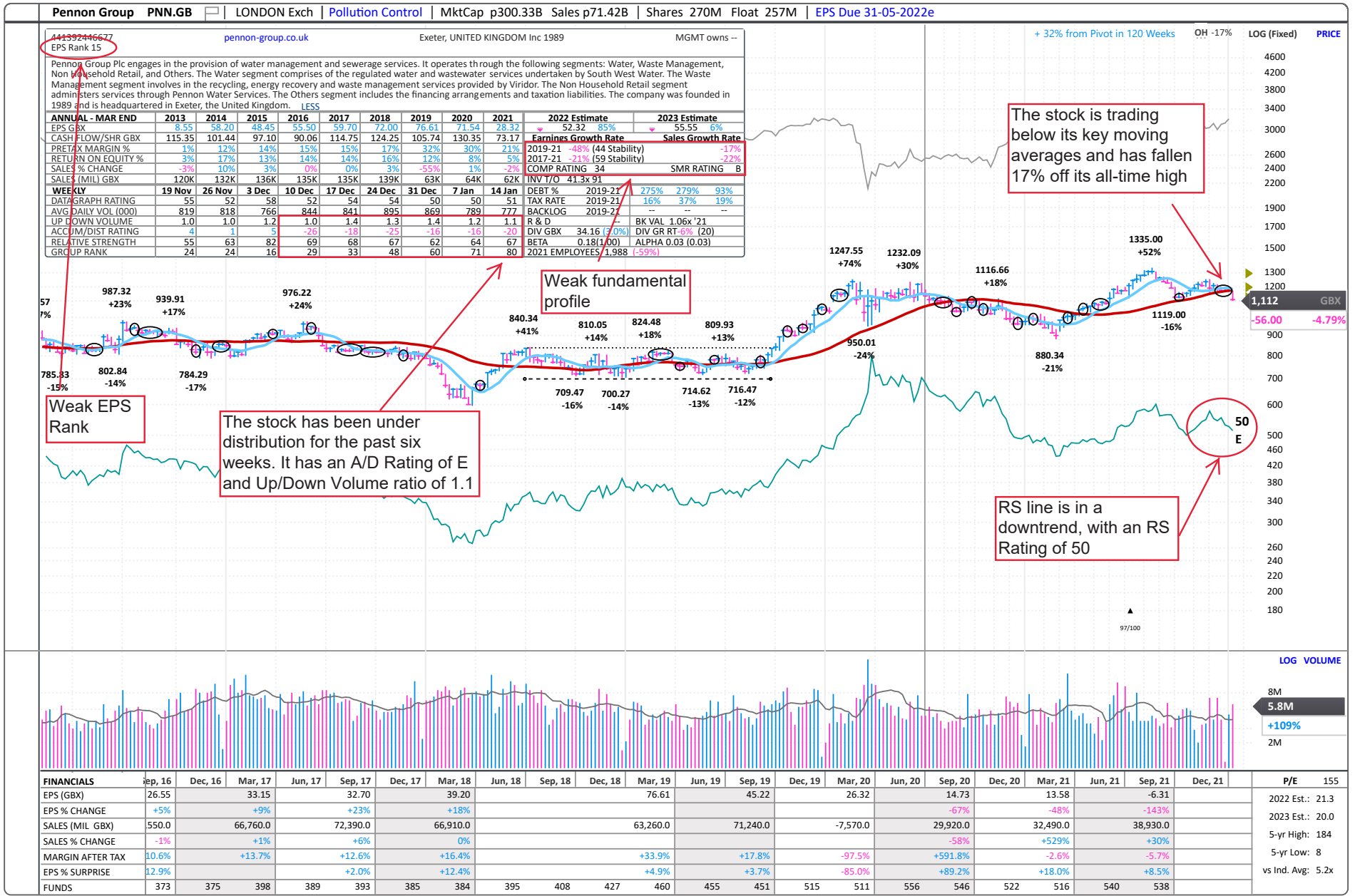
Symbol	Name	Trading Country	Sector Name	Industry Group Name	Market Value, USD (Mil)	Avg Daily Dollar Vol (000), USD	Negative Alert Score, 10 Wks	EPS Rank	RS Rating	A/D Rating
PHIL.NL	Philips Eltn.Koninklijke	Netherlands	Health Care	Medical-Systems/Equip	28,708	136,430	5	26	5	D
PROS.NL	Prosus	Netherlands	Technology	Computer Sftwr-Financial	184,714	185,450	3	98	28	C+
MHG.NO	Mowi	Norway	Consumer Staple	Food-Meat Products	12,351	18,428	7	43	49	D
EDPR.PT	Edp Renovaveis	Portugal	Energy	Energy-Alternative/Other	21,738	13,176	4	69	20	E
ECP.PT	Edp Energias De Portugal	Portugal	Utility	Utility-Electric Power	20,261	25,694	4	79	17	E
STEN.SG	Singapore Techs.Engr.	Singapore	Capital Equipment	Aerospace/Defense	8,578	12,211	4	80	34	E
GINT.SG	Genting Singapore Ltd	Singapore	Consumer Cyclical	Leisure-Gaming/Equip	6,941	12,758	3	81	34	D-
CODE.SG	Comfortdelgro	Singapore	Consumer Cyclical	Leisure-Services	2,199	15,240	4	60	15	E
EZYH.SG	Wilmar Intl.	Singapore	Consumer Staple	Food-Misc Preparation	20,200	14,322	5	85	26	D+
MAPI.SG	Mapletree Industial Tst.	Singapore	Financial	Finance-Property REIT	5,201	13,100	4	47	42	E
CAP.SG	Capitaland Mall Trust	Singapore	Financial	Finance-Property REIT	9,934	28,911	5	40	34	E
MTRE.SG	Mapletree Coml.Trust Susp - Susp.28/12/2021	Singapore	Financial	Finance-Property REIT	4,576	18,017	5	39	21	C
MPLT.SG	Mapletree Logist.Trust	Singapore	Financial	Finance-Property REIT	6,193	16,626	5	57	23	E
ASCE.SG	Ascendas Real Estate It.	Singapore	Financial	Finance-Property REIT	8,953	22,383	4	60	39	D-
CITY.SG	City Developments	Singapore	Financial	Real Estate Dvlpmt/Ops	4,720	11,069	5	1	34	E
VEMA.SG	Venture	Singapore	Technology	Elec-Contract Mfg	3,861	11,717	3	55	30	D-
SAIR.SG	Singapore Airlines	Singapore	Transportation	Transportation-Airline	11,113	24,769	6	46	53	D
SAN.ES	Banco Santander	Spain	Financial	Banks-Money Center	61,366	150,138	7	54	55	C
PROB.ES	Grifols Ord CI A	Spain	Health Care	Medical-Biomed/Biotech	8,132	21,865	5	90	10	D
IND.ES	Inditex	Spain	Retail	Retail-Apparel/Shoes/Acc	98,799	81,780	6	73	35	D
AMS.ES	Amadeus It Group	Spain	Technology	Computer-Tech Services	31,563	63,948	3	55	71	D
IBE.ES	Iberdrola	Spain	Utility	Utility-Electric Power	73,491	110,171	3	60	38	D-
SUBF.SE	Securitas B	Sweden	Capital Equipment	Security/Sfty	4,845	17,394	6	85	34	E
DOMT.SE	Dometic Group	Sweden	Consumer Cyclical	Auto/Truck-Original Eqp	4,203	10,873	6	80	37	E
AZA.SE	Avanza Bank Holding	Sweden	Financial	Finance-Invest Bnk/Bkrs	5,373	10,301	2	96	67	D+
CAST.SE	Castellum	Sweden	Financial	Real Estate Dvlpmt/Ops	6,848	18,117	2	86	55	D+
SAGB.SE	Sagax B	Sweden	Financial	Real Estate Dvlpmt/Ops	8,839	18,353	3	93	72	D-
CLX.SE	Sinch	Sweden	Technology	Computer Sftwr-Enterprse	9,155	52,145	8	91	13	E
THQ.SE	Embracer Group	Sweden	Technology	Computer Sftwr-Gaming	9,580	46,679	4	9	31	C-
SIGN.CH	Sig Combibloc Group	Switzerland	Capital Equipment	Containers/Packaging	8,693	14,056	3	77	50	D-
SCHP.CH	Schindler 'P'	Switzerland	Capital Equipment	Machinery-Gen Industrial	10,628	23,808	5	64	25	D-
GEBN.CH	Geberit 'R'	Switzerland	Consumer Cyclical	Bldg-Constr Prds/Misc	27,050	51,394	2	80	65	D-
BARN.CH	Barry Callebaut	Switzerland	Consumer Staple	Food-Confectionery	13,055	16,083	3	82	58	C
PGHN.CH	Partners Group Holding	Switzerland	Financial	Finance-Invest Bnk/Bkrs	40,485	70,008	2	92	65	D+
SOON.CH	Sonova N	Switzerland	Health Care	Medical-Products	23,031	45,709	4	79	78	D-
GALE.CH	Galenica Sante	Switzerland	Retail	Retail-Drug Stores	3,571	5,553	4	76	54	C
TEMN.CH	Temenos N	Switzerland	Technology	Computer Sftwr-Financial	9,742	22,578	4	27	21	C-
SCMN.CH	Swisscom 'R'	Switzerland	Technology	Telecom Svcs-Integrated	28,816	51,242	5	43	47	D-

Symbol	Name	Trading Country	Sector Name	Industry Group Name	Market Value, USD (Mil)	Avg Daily Dollar Vol (000), USD	Negative Alert Score, 10 Wks	EPS Rank	RS Rating	A/D Rating
KNIN.CH	Kuehne Und Nagel International	Switzerland	Transportation	Transportation-Logistics	35,809	40,215	5	89	47	E
SPX.GB	Spirax-Sarco Engr.	United Kingdom	Capital Equipment	Machinery-Gen Industrial	14,605	17,683	3	90	71	D-
PNN.GB	Pennon Group	United Kingdom	Capital Equipment	Pollution Control	4,122	12,122	4	15	50	E
BRBY.GB	Burberry Group	United Kingdom	Consumer Cyclical	Apparel-Clothing Mfg	9,553	25,199	5	78	19	C
BWY.GB	Bellway	United Kingdom	Consumer Cyclical	Bldg-Resident/Comml	5,104	10,065	5	76	20	D-
SMSN.GB	Samsung Electronics Gdr	United Kingdom	Consumer Cyclical	Consumer Prod-Electronic	395,677	33,952	5	82	41	C
TUI.GB	Tui (Lon)	United Kingdom	Consumer Cyclical	Leisure-Services	5,613	15,318	4	27	16	B+
ULVR.GB	Unilever (Uk)	United Kingdom	Consumer Staple	Cosmetics/Personal Care	136,776	164,906	4	43	26	C-
SBER.GB	Sberbank Of Russia (Lon) Adr	United Kingdom	Financial	Banks-Foreign	83,245	81,928	6	92	17	E
ICP.GB	Intermediate Capital Gp.	United Kingdom	Financial	Finance-Investment Mgmt	8,069	12,389	3	82	52	D
PRU.GB	Prudential	United Kingdom	Financial	Insurance-Life	48,831	89,455	6	11	19	C-
DPH.GB	Dechra Pharmaceuticals	United Kingdom	Health Care	Medical-Ethical Drugs	6,621	18,427	2	91	63	E
CURY.GB	Currys	United Kingdom	Retail	Retail-Consumer Elec	1,854	4,572	5	78	20	D+
PETS.GB	Pets At Home Group	United Kingdom	Retail	Retail-Specialty	3,045	6,393	5	88	36	D+
NXT.GB	Next	United Kingdom	Retail	Retail-Specialty	14,561	29,152	4	81	55	D-
MGNT.GB	Magnet Pjsc Gds	United Kingdom	Retail	Retail-Super/Mini Mkts	7,308	4,199	5	49	20	C-
GFTU.GB	Grafton Group Uts.	United Kingdom	Retail	Retail/Whlsle-Bldg Prds	3,971	6,923	6	98	63	E
SGE.GB	Sage Group	United Kingdom	Technology	Comp Sftwr-Spec Enterprs	11,444	27,190	3	89	91	B-
DARK.GB	Darktrace	United Kingdom	Technology	Computer Sftwr-Security	4,230	18,108	6	1	16	B
AVV.GB	Aveva Group	United Kingdom	Technology	Computer-Tech Services	12,917	13,389	5	3	13	C-
WISE.GB	WISE A	United Kingdom	Technology	Computer-Tech Services	9,074	13,836	5	22	5	E
SXS.GB	Spectris	United Kingdom	Technology	Elec-Misc Products	5,517	14,558	3	73	68	D-

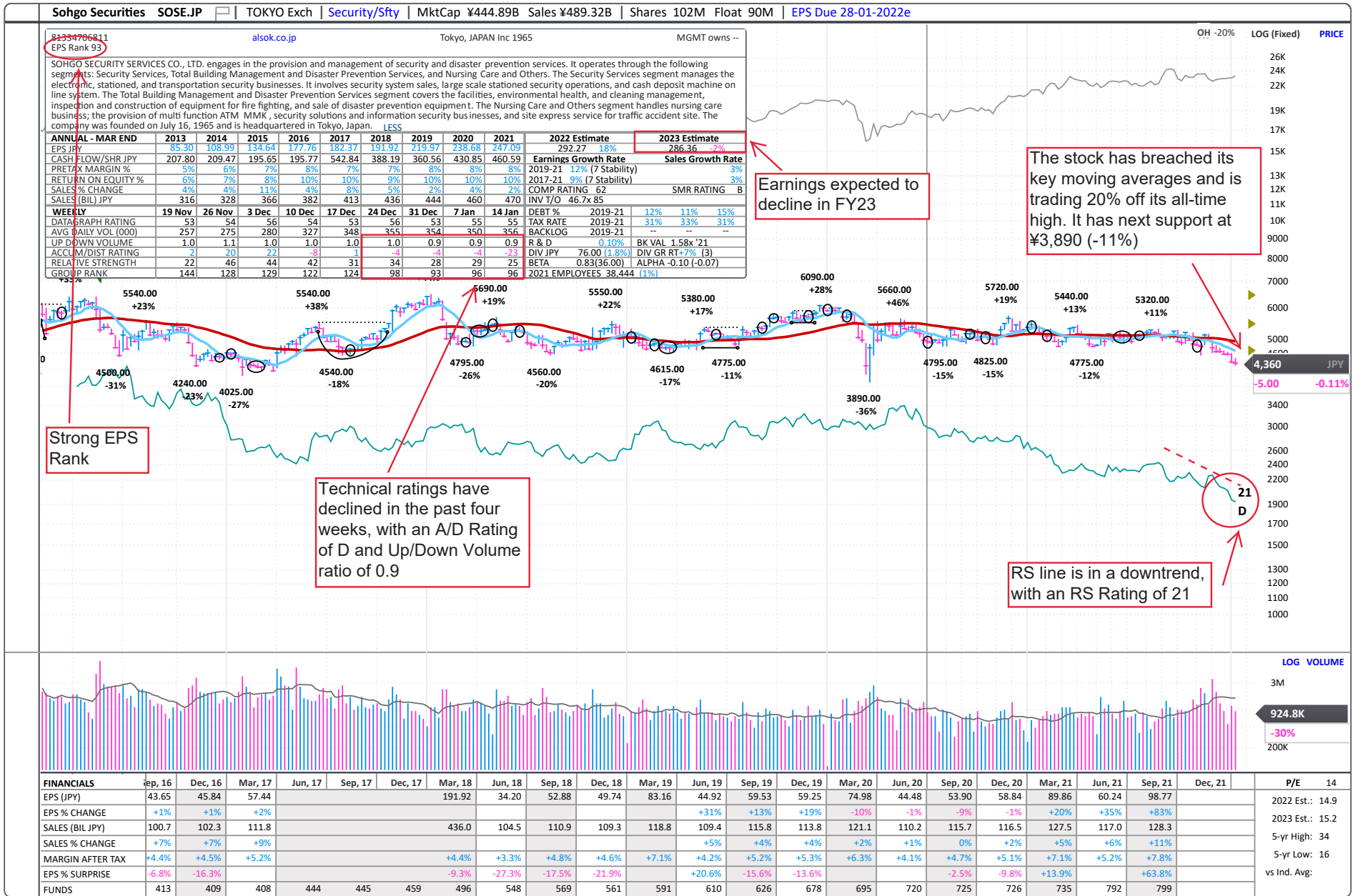
Developed — Basic Material — Highlighted Laggard



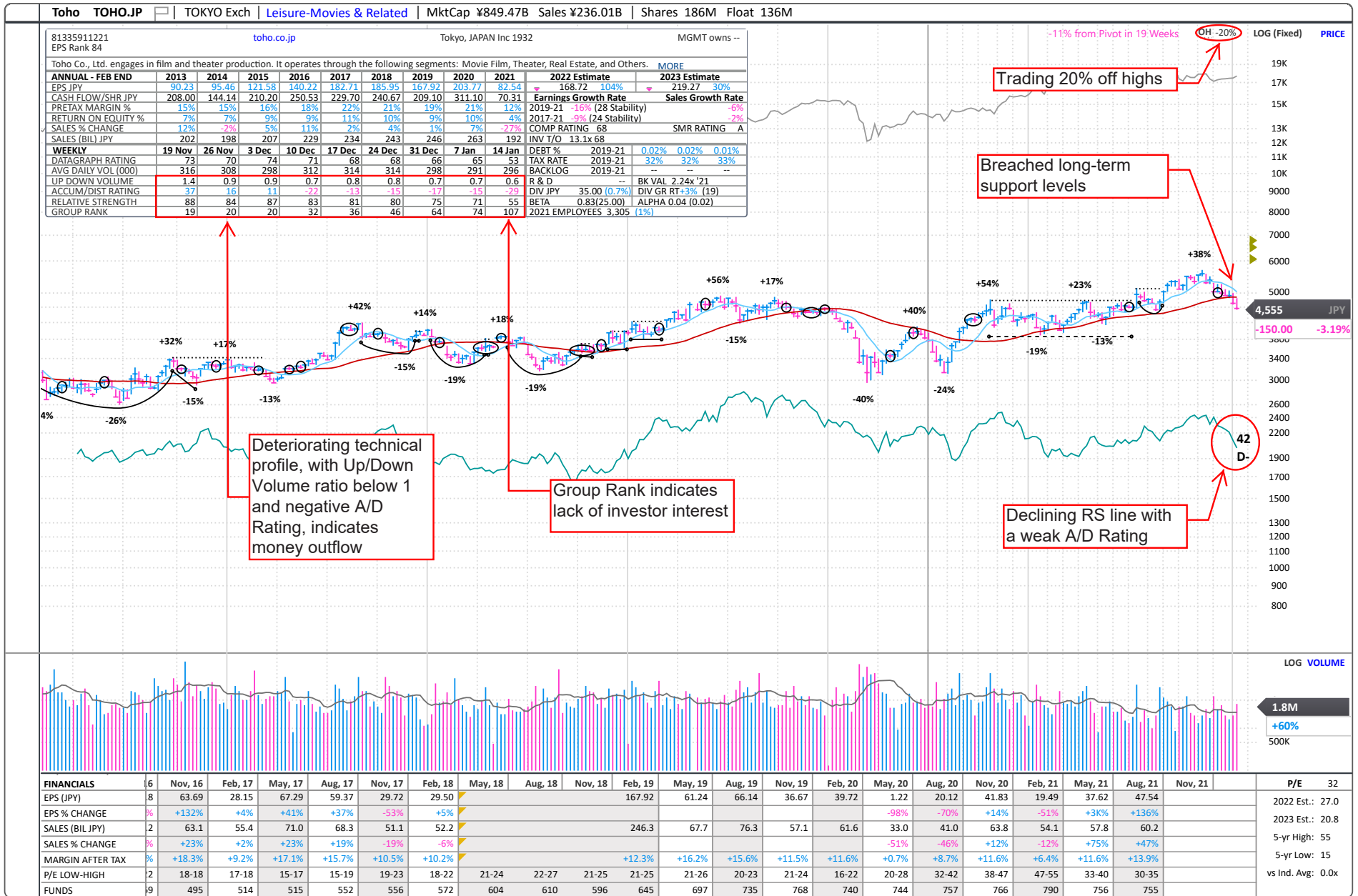
Developed — Capital Equipment — Highlighted Laggard



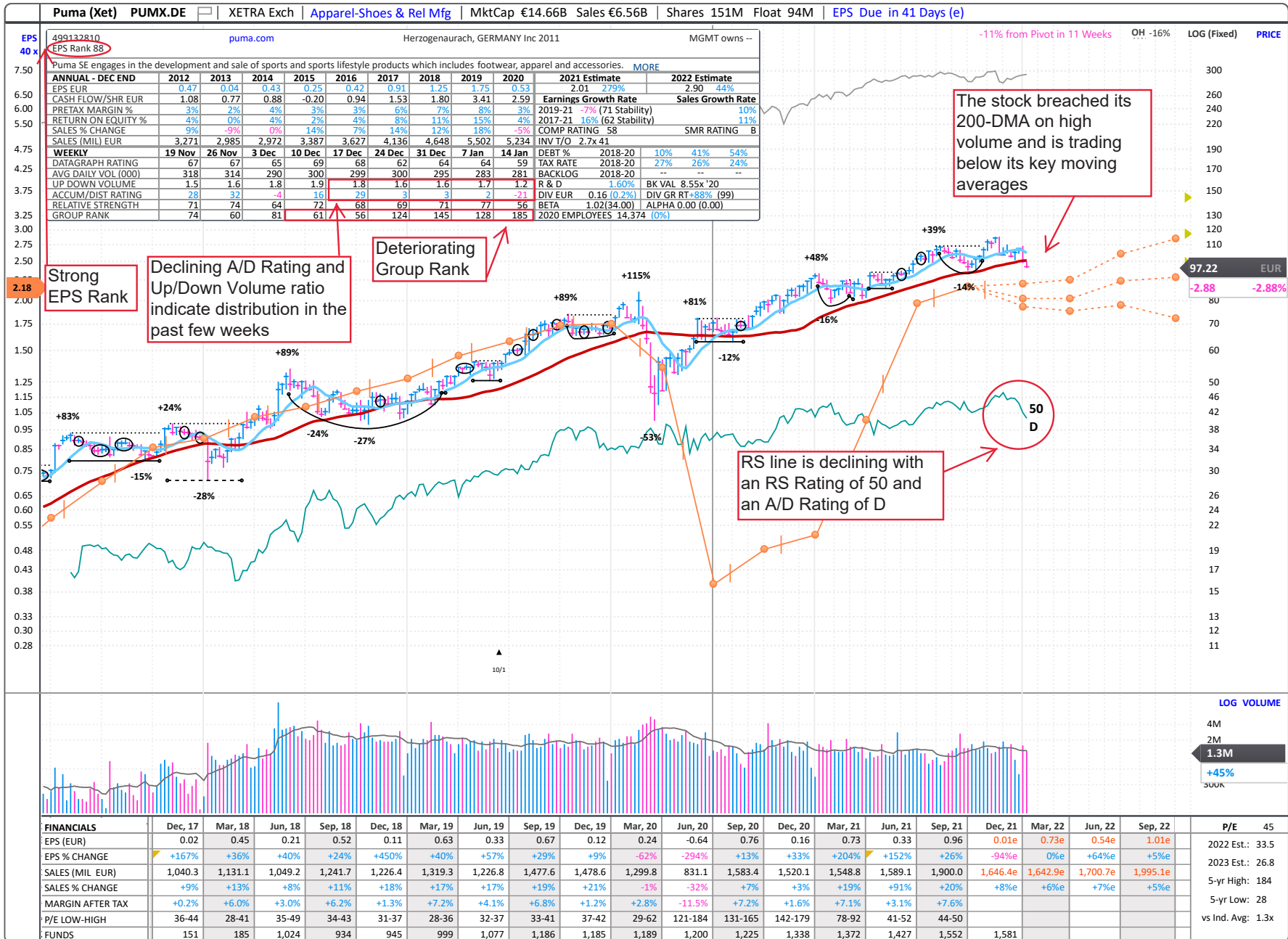
Developed — Capital Equipment — Highlighted Laggard



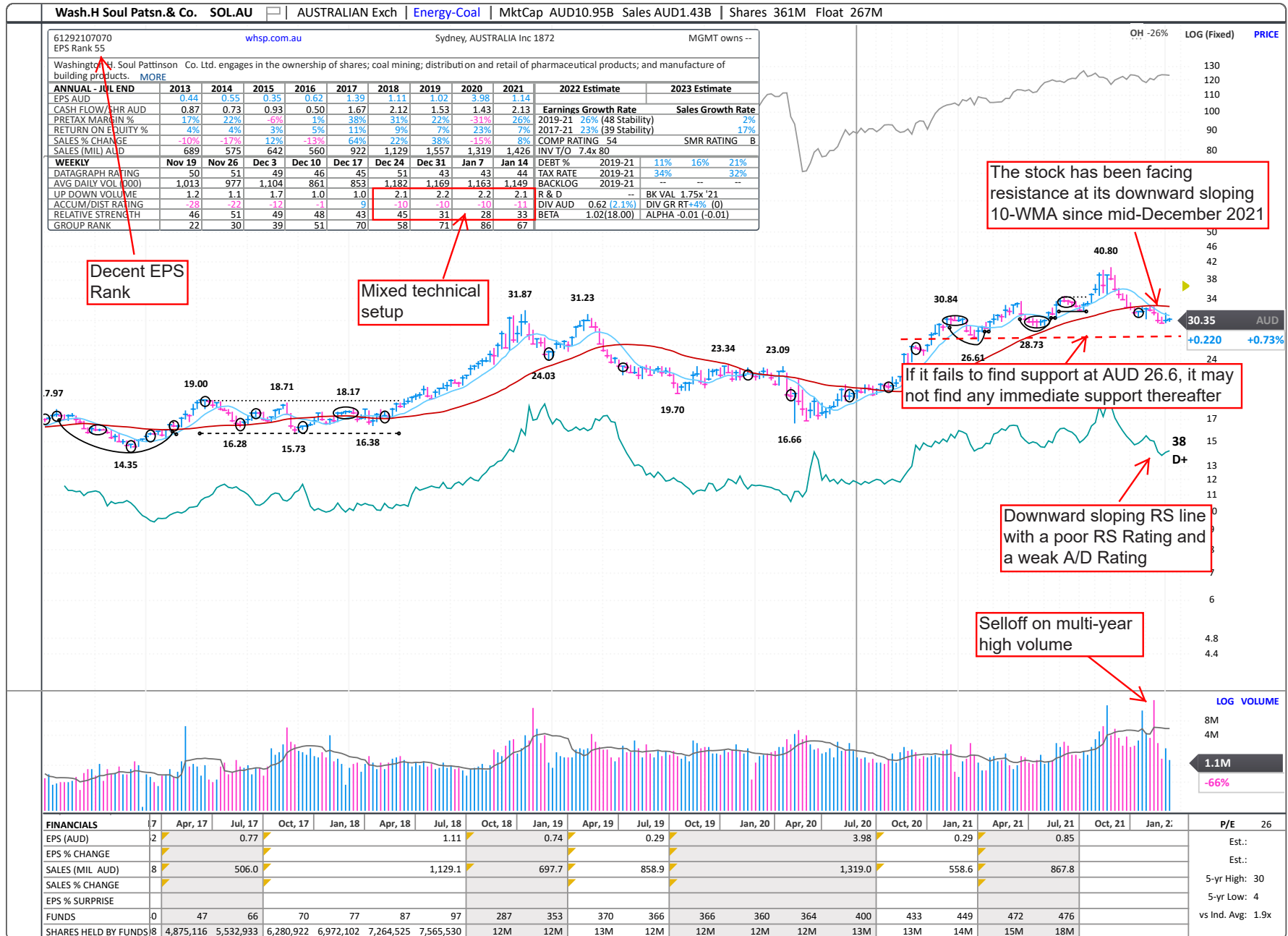
Developed — Consumer Cyclical — Highlighted Laggard



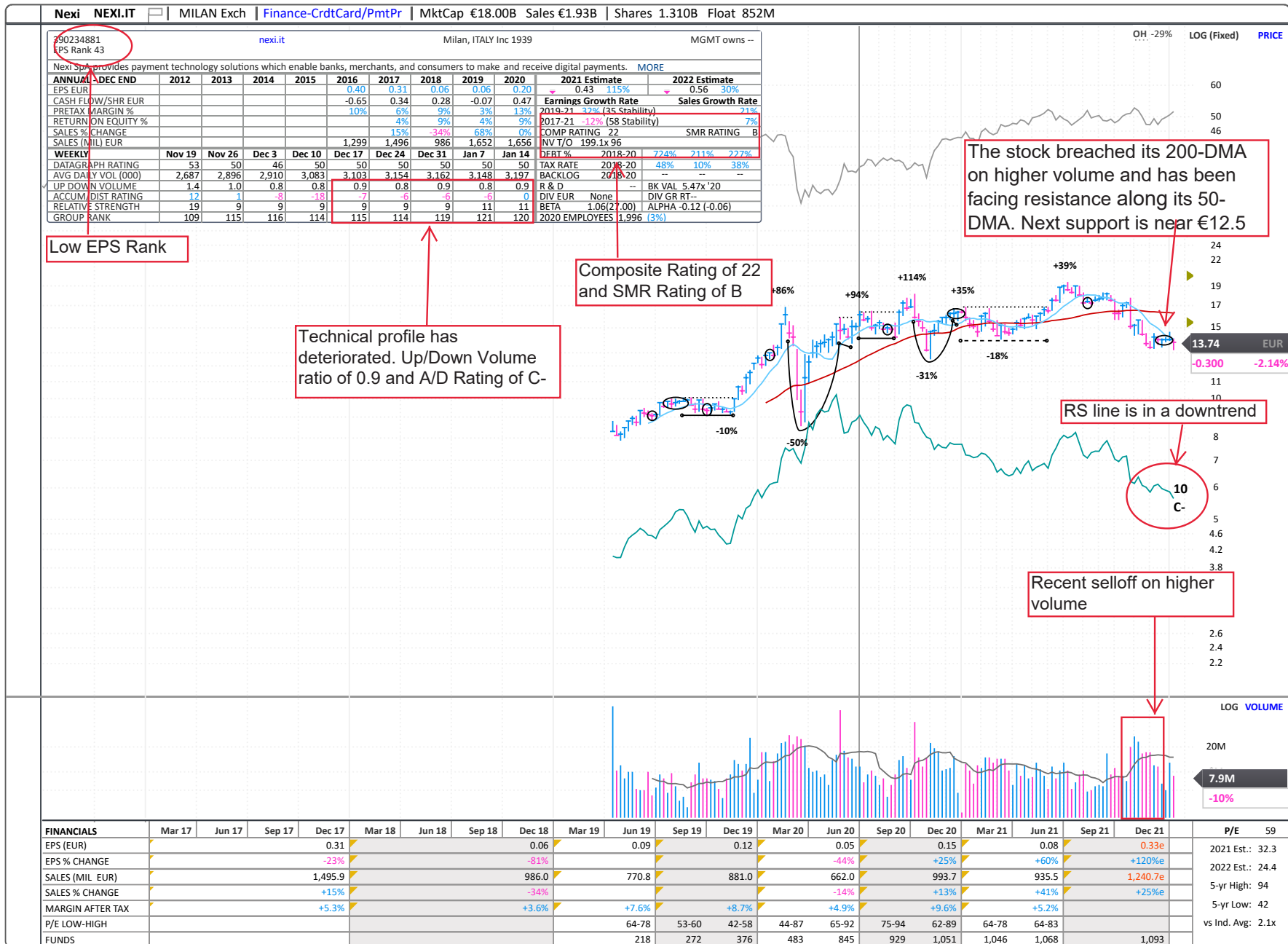
Developed — Consumer Cyclical — Highlighted Laggard



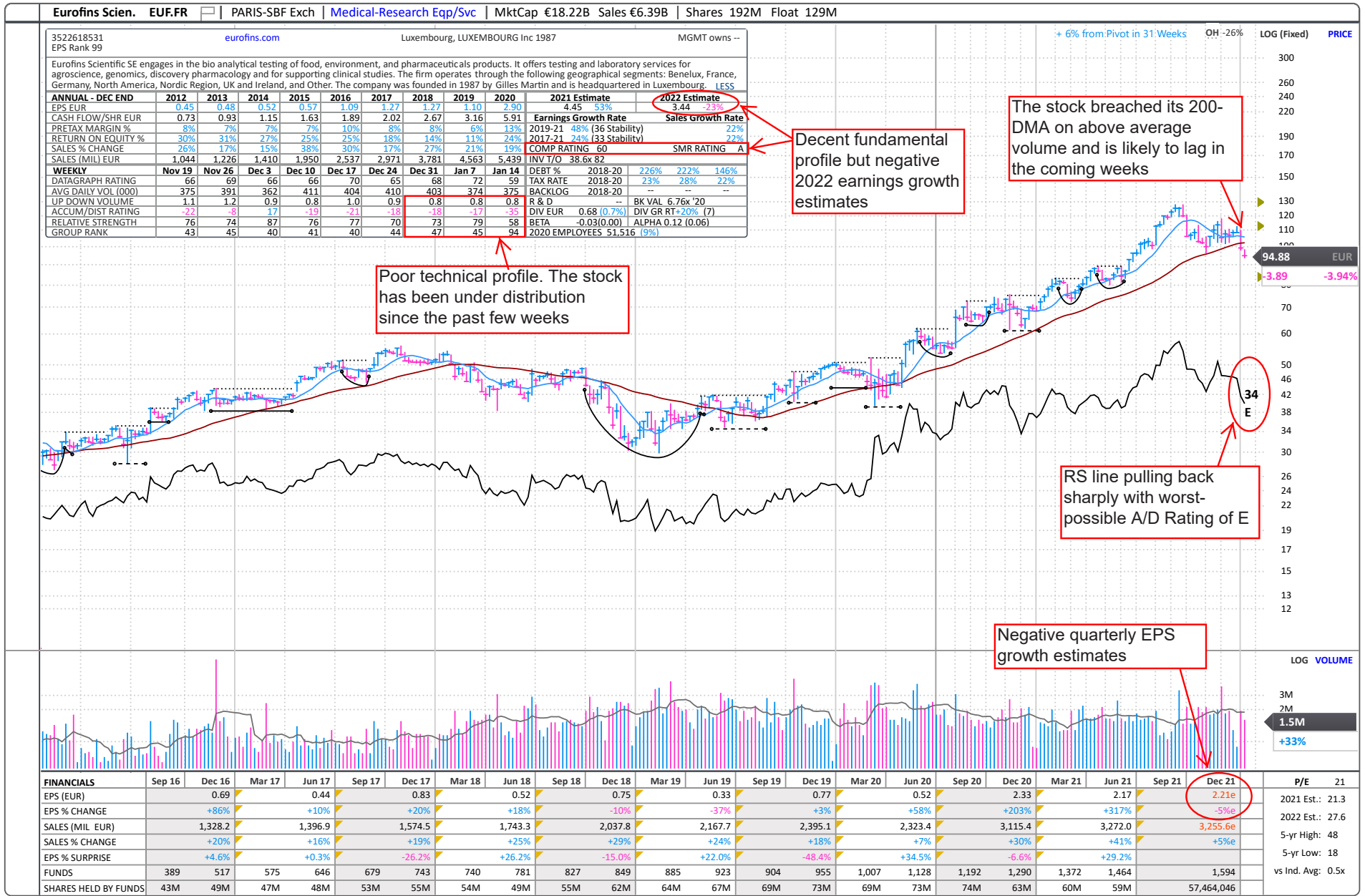
Developed — Energy — Highlighted Laggard



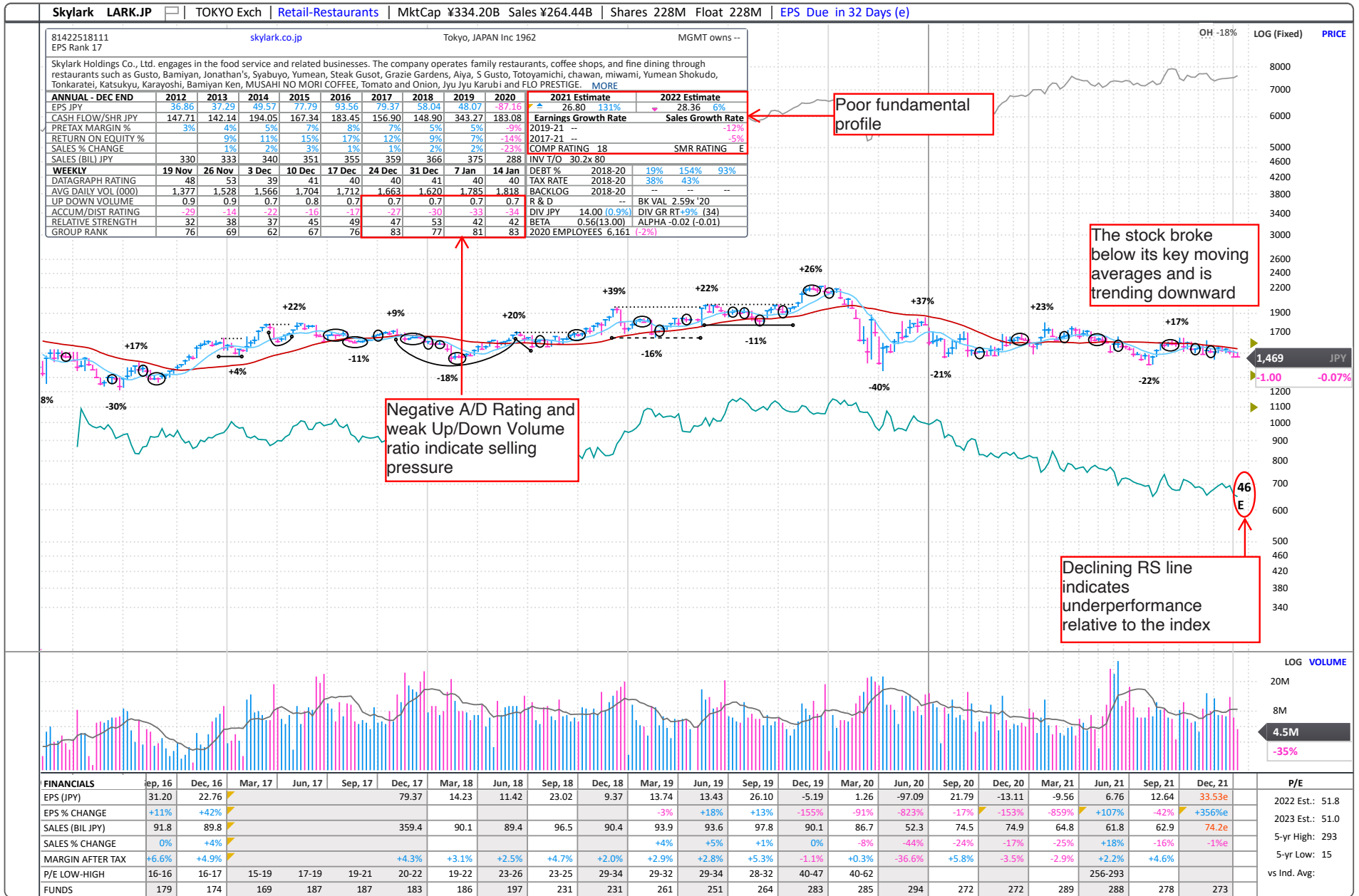
Developed — Financial — Highlighted Laggard



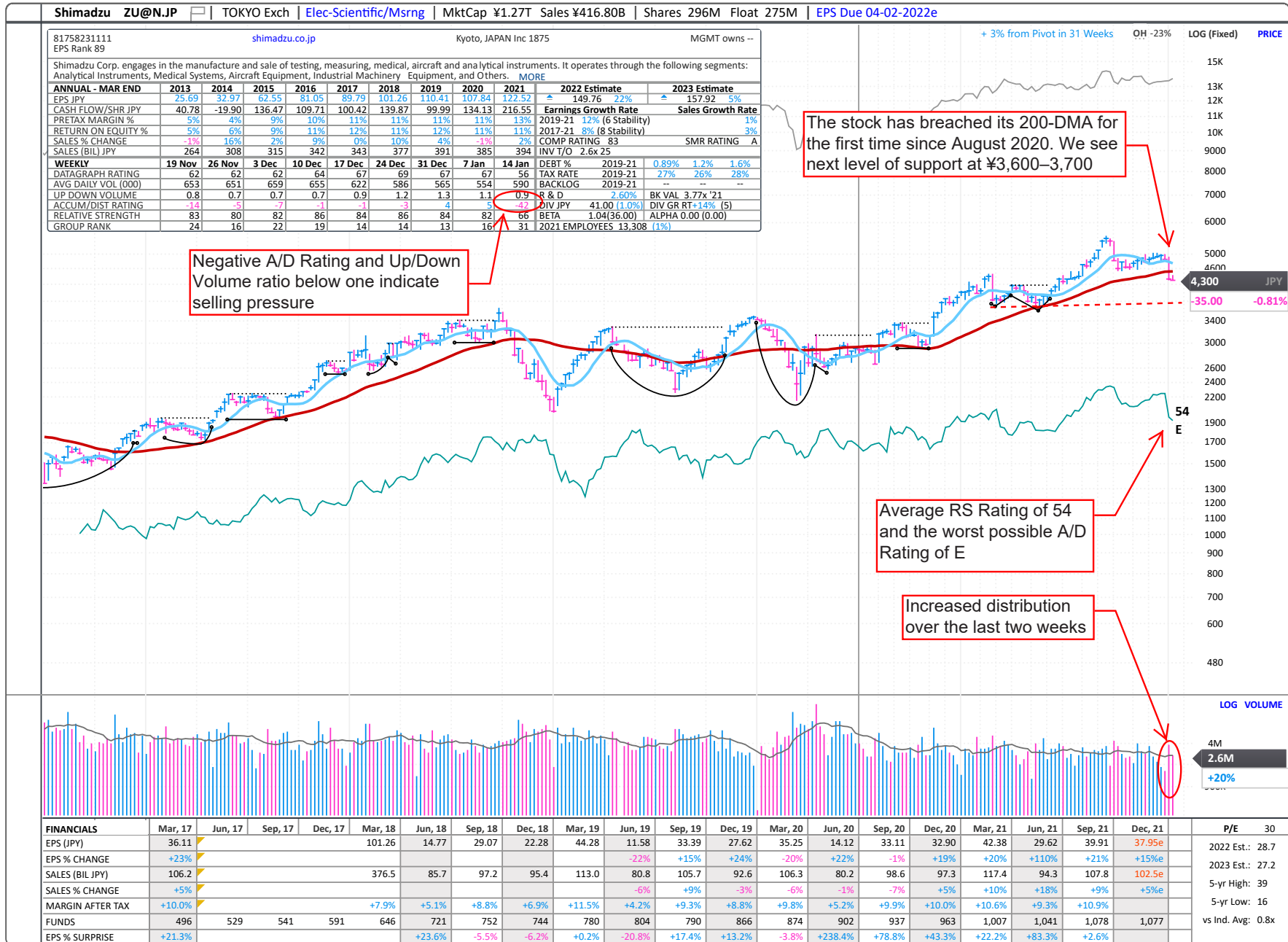
Developed — Health Care — Highlighted Laggard



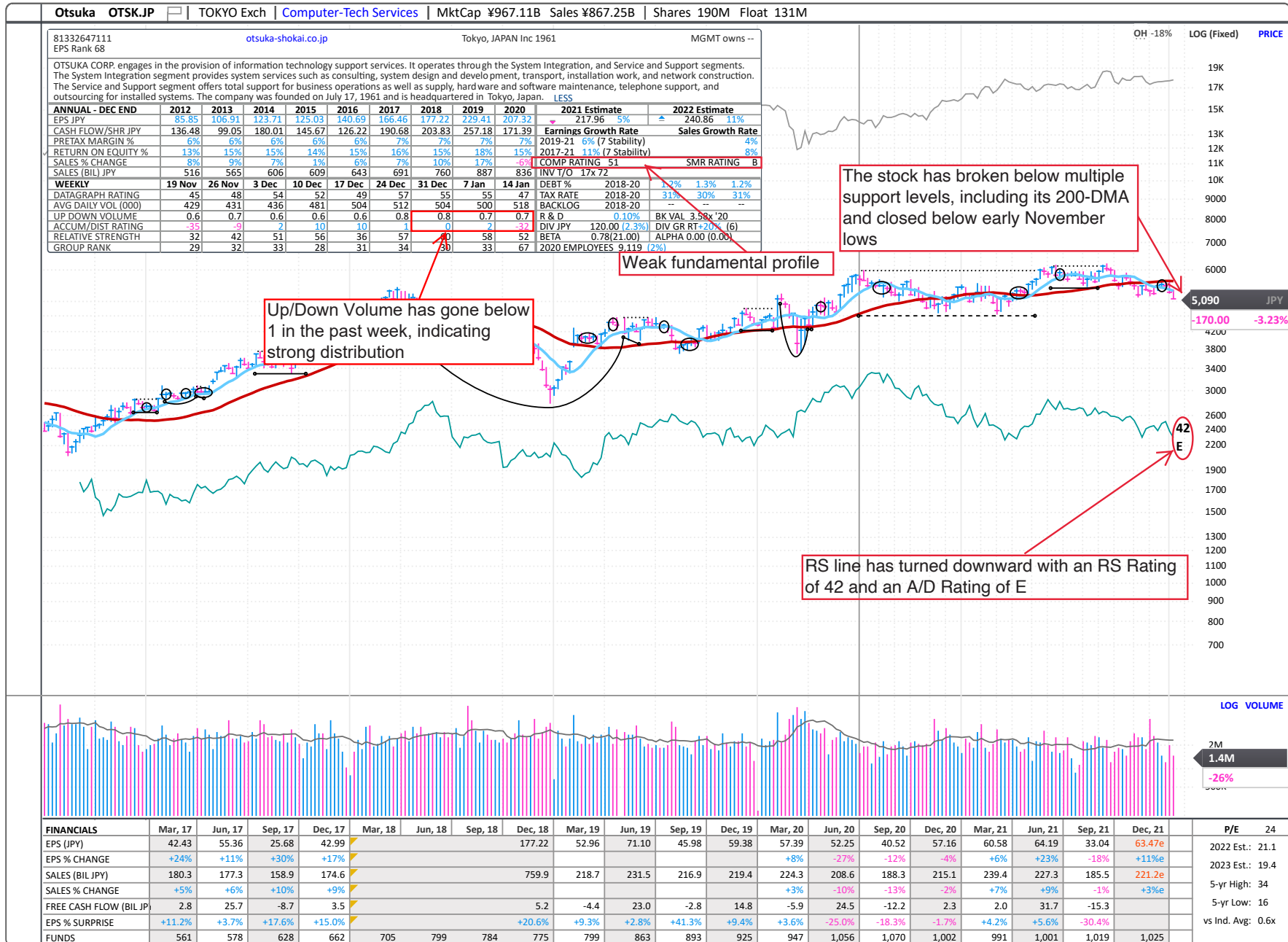
Developed — Retail — Highlighted Laggard



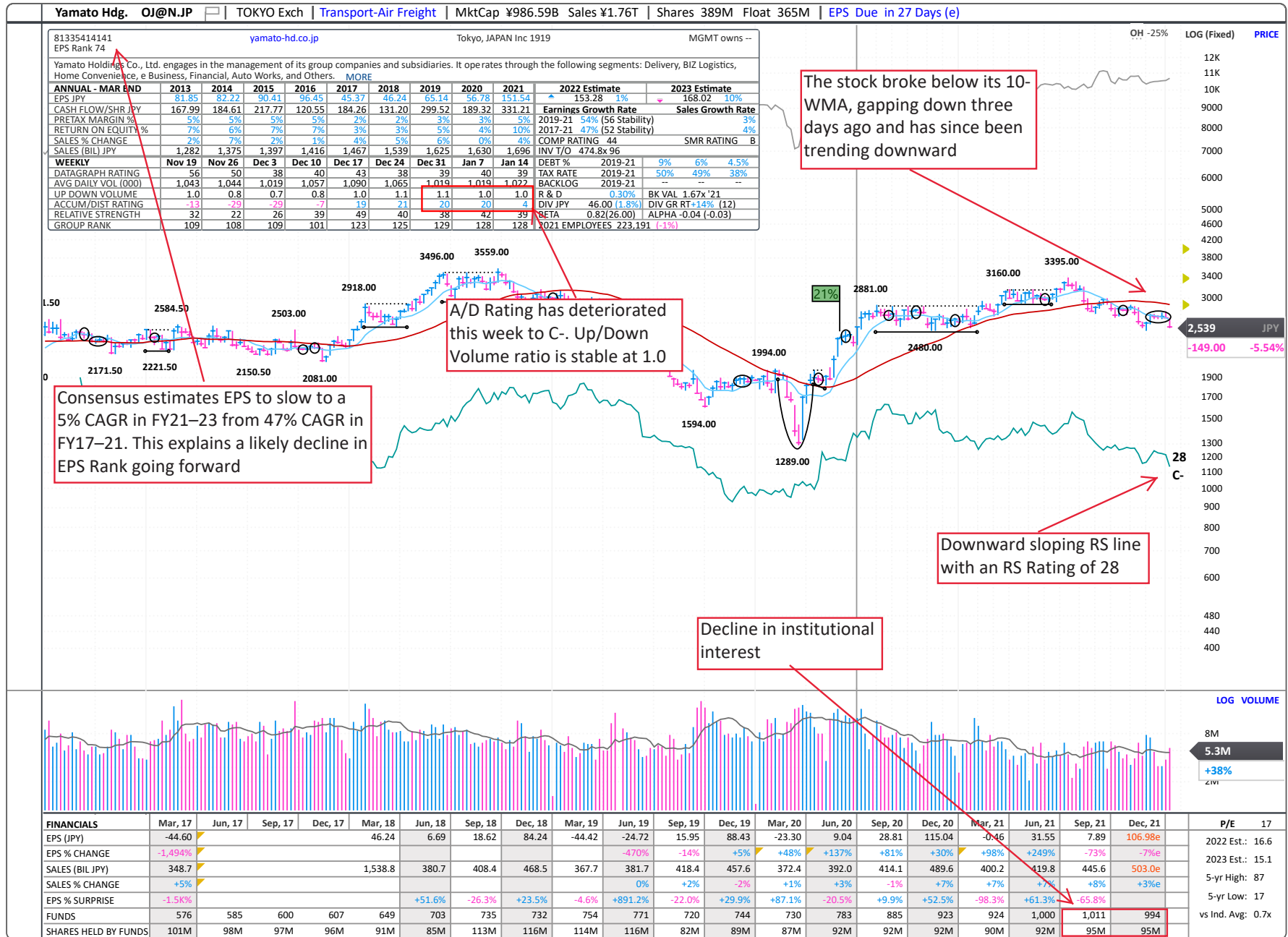
Developed — Technology — Highlighted Laggard



Developed — Technology — Highlighted Laggard



Developed — Transportation — Highlighted Laggard



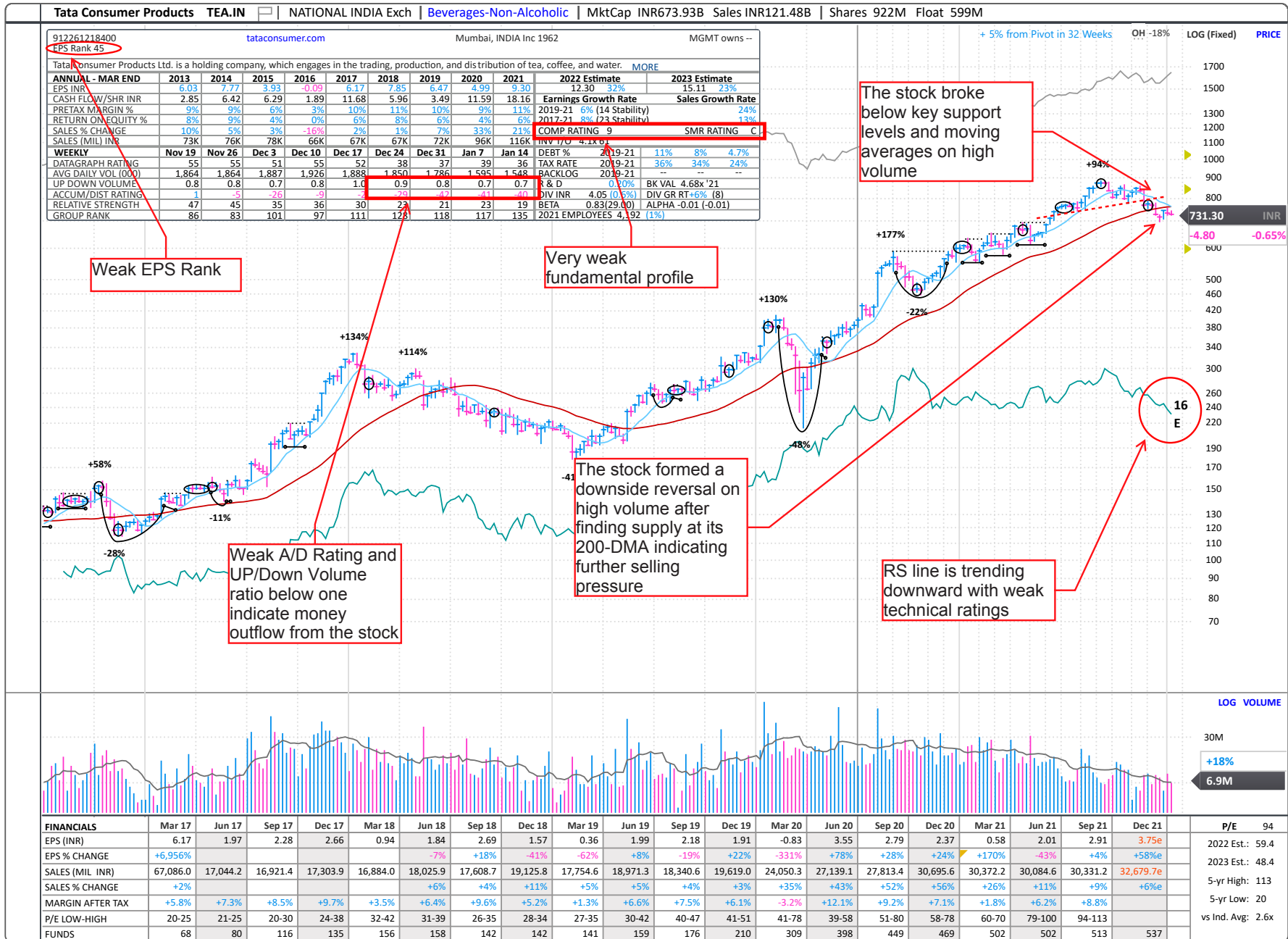
Emerging Markets

Symbol	Name	Trading Country	Sector Name	Industry Group Name	Market Value, USD (Mil)	Avg Daily Dollar Vol (000), USD	Negative Alert Score, 10 Wks	EPS Rank	RS Rating	A/D Rating
AVS.BR	Ambev On	Brazil	Consumer Staple	Beverages-Alcoholic	42,067	63,257	5	71	39	C-
COS.BR	Cosan Industria E Comercio On	Brazil	Energy	Oil&Gas-Refining/Mktg	7,144	24,798	5	90	37	C-
IS4.BR	Itausa Investimentos Itau Pn	Brazil	Financial	Banks-Money Center	9,681	45,715	6	79	31	D
DC4.BR	Banco Bradesco Pn	Brazil	Financial	Banks-Money Center	17,569	151,125	5	75	33	C+
CCR.BR	Cmph.Cocs. Rodoviaras On	Brazil	Financial	Real Estate Dvlpmt/Ops	4,146	25,255	4	36	33	C
HYP.BR	Hypermarcas On	Brazil	Health Care	Medical-Diversified	3,044	13,814	4	48	24	D
GNI.BR	Nodm.Intmdca.Partp. On	Brazil	Health Care	Medical-Hospitals	6,793	41,431	5	5	18	B-
HAP.BR	Hapvida Partp.E Invms.On	Brazil	Health Care	Medical-Hospitals	7,267	33,851	6	27	15	B-
DR3.BR	Raia Drogasil On	Brazil	Retail	Retail-Drug Stores	6,555	25,975	5	74	37	D-
TOT.BR	Totvs On	Brazil	Technology	Comp Sftwr-Spec Enterprs	2,805	19,626	6	63	18	C-
P3M.BR	Rumo On	Brazil	Transportation	Transportation-Logistics	5,437	34,446	3	39	25	C-
SAB.BR	Cpad.Sanmt.Basico De Saop.On	Brazil	Utility	Utility-Water Supply	4,330	14,503	4	45	33	C+
AOD.CN	HLA Group Corp	China	Consumer Cyclical	Apparel-Clothing Mfg	4,452	13,062	7	57	24	B+
SF5.CN	Shandong Fiberglass Grp	China	Consumer Cyclical	Apparel-Clothing Mfg	1,090	11,687	5	97	72	C
AFT.CN	Huafu Fashion 'A'	China	Consumer Cyclical	Apparel-Clothing Mfg	1,342	13,594	4	66	53	A
BRS.CN	Bros Eastern 'A'	China	Consumer Cyclical	Apparel-Clothing Mfg	1,473	14,275	6	82	68	B
BCT.CN	Btg Hotels (Group) 'A'	China	Consumer Cyclical	Leisure-Services	4,627	41,537	5	25	46	A-
CTT.CN	China Cytz Tours Hldg. 'A'	China	Consumer Cyclical	Leisure-Services	1,249	21,581	5	22	35	B-
ANG.CN	Anhui Gujing Distillery 'A'	China	Consumer Staple	Beverages-Alcoholic	17,636	81,575	3	88	11	D+
SJU.CN	Shanghai Jahwa United 'A'	China	Consumer Staple	Cosmetics/Personal Care	4,079	20,446	5	70	9	D-
PPC.GR	Public Power	Greece	Utility	Utility-Electric Power	4,023	14,336	5	17	35	C-
JSP.IN	Jindal Steel & Pwr.(Nse)	India	Basic Material	Steel-Producers	5,710	31,316	6	75	22	B-
TIS.IN	Tata Steel	India	Basic Material	Steel-Producers	20,203	110,272	5	78	33	C+
BHG.IN	Bajaj Auto	India	Consumer Cyclical	Leisure-Products	13,528	18,781	5	86	7	D-
TEA.IN	Tata Consumer Products	India	Consumer Staple	Beverages-Non-Alcoholic	9,116	15,345	5	45	14	E
HDL.IN	Hindustan Unilever	India	Consumer Staple	Cosmetics/Personal Care	76,843	44,991	7	76	11	D-
IEZ.IN	Indiabulls Housing Fin	India	Financial	Finance-Consumer Loans	1,340	68,851	5	19	14	D+
SC3.IN	Sbi Cards And Payment Services	India	Financial	Finance-CrdtCard/PmtPr	11,448	22,164	8	85	5	E
ILG.IN	Icici Lombard General Ins Co	India	Financial	Insurance-Brokers	9,375	11,447	6	56	9	D-
HTE.IN	Hcl Technologies (Nse)	India	Technology	Computer-Tech Services	49,049	64,484	3	67	38	B
IPL.IN	Indraprastha Gas	India	Utility	Utility-Gas Distribution	4,396	12,352	4	94	5	D-
SNV.PH	Sm Investments	Philippines	Retail	Retail-Super/Mini Mkts	22,443	4,468	4	53	43	D+
PUR.PH	Puregold Price Club	Philippines	Retail	Retail-Super/Mini Mkts	2,101	1,293	5	74	39	D
CCC.PL	Ccc	Poland	Retail	Retail-Apparel/Shoes/Acc	1,399	3,063	6	65	47	D
TGH.RU	Tcs Group Holding (Mic)	Russia	Financial	Banks-Money Center	16,585	39,193	3	74	89	D+

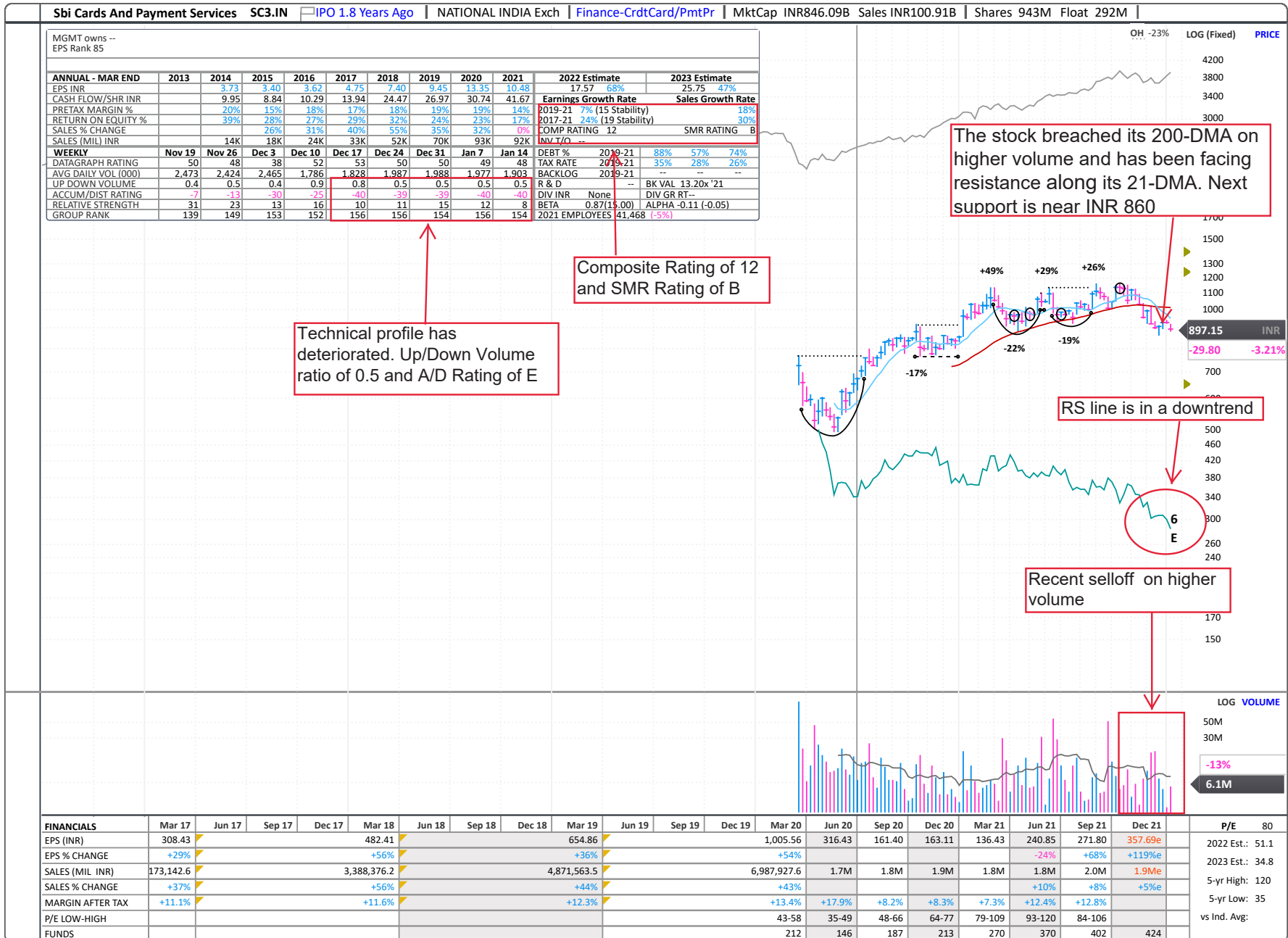
Symbol	Name	Trading Country	Sector Name	Industry Group Name	Market Value, USD (Mil)	Avg Daily Dollar Vol (000), USD	Negative Alert Score, 10 Wks	EPS Rank	RS Rating	A/D Rating
FIV.RU	X5 Retail Group Gdr(Mic)	Russia	Retail	Wholesale-Food	7,340	12,976	6	73	11	D+
IRA.RU	Inter Rao Ees	Russia	Utility	Utility-Electric Power	6,144	14,160	5	91	22	D
NPHJ.ZA	Northam Platinum Hldgs	South Africa	Basic Material	Mining-Gold/Silver/Gems	5,851	19,832	4	88	15	C-
WHLJ.ZA	Woolworths Hdg.	South Africa	Retail	Retail-Department Stores	3,541	13,941	5	56	24	C+
PIKJ.ZA	Pick N Pay Stores	South Africa	Retail	Retail-Super/Mini Mkts	1,697	2,602	4	82	15	C-
SPPJ.ZA	Spar Group	South Africa	Retail	Wholesale-Food	2,084	10,723	7	30	7	E
PRXJ.ZA	Prosus (Jse)	South Africa	Technology	Computer Sftwr-Financial	186,204	79,279	3	96	21	C-
YOH.KR	Hansol Chemical	South Korea	Basic Material	Chemicals-Specialty	2,600	12,018	3	91	65	D
HDE.KR	Hyundai Engr.& Con.	South Korea	Capital Equipment	Bldg-Heavy Construction	4,281	21,899	5	49	46	D-
HDR.KR	Hyundai Motor	South Korea	Consumer Cyclical	Auto Manufacturers	37,627	117,863	2	76	44	C-
POR.KR	Posco Chemical	South Korea	Consumer Cyclical	Bldg-Constr Prds/Misc	8,574	44,129	5	86	22	E
NTM.KR	Netmarble	South Korea	Consumer Cyclical	Leisure-Toys/Games/Hobby	8,109	27,182	3	36	28	D-
BH1.KR	Hybe	South Korea	Consumer Cyclical	Media-Radio/Tv	10,108	80,094	1	52	84	C
SSR.KR	Samsung Securities	South Korea	Financial	Finance-Invest Bnk/Bkrs	3,246	14,819	4	93	53	D+
SFC.KR	Samsung Life Insurance	South Korea	Financial	Insurance-Life	11,337	17,339	4	27	33	C+
ORC.KR	Celltrion	South Korea	Health Care	Medical-Biomed/Biotech	22,557	138,969	3	64	8	C-
SOP.KR	Cj Enm	South Korea	Retail	Retail-Department Stores	2,554	16,714	5	46	22	D
HDO.KR	Hyundai Department Store	South Korea	Retail	Retail-Department Stores	1,464	5,278	5	82	33	D-
GRD.KR	Gs Retail	South Korea	Retail	Retail-Super/Mini Mkts	1,921	5,349	3	75	24	C-
EMA.KR	E-Mart	South Korea	Retail	Retail-Super/Mini Mkts	3,460	11,533	3	91	33	D+
BGR.KR	Bgf Retail	South Korea	Retail	Retail-Super/Mini Mkts	2,116	2,945	6	84	28	D
KP8.KR	Kakaopay	South Korea	Technology	Computer Sftwr-Financial	16,257	123,976	5	37	9	D+
KR1.KR	Krafton	South Korea	Technology	Computer Sftwr-Gaming	14,228	124,557	6	96	8	E
SZS.KR	Samsung Sds	South Korea	Technology	Computer-Tech Services	9,928	12,842	4	77	26	C-
SCT.KR	Samsung Sdi	South Korea	Technology	Electronic-Parts	38,404	126,733	4	92	44	D
NHN.KR	Naver	South Korea	Technology	Internet-Content	47,873	152,471	7	89	36	D-
KTL.KR	Kt	South Korea	Technology	Telecom Svcs-Integrated	6,853	21,872	3	91	74	C
LGK.KR	Lg Uplus	South Korea	Technology	Telecom Svcs-Wireless	4,979	12,158	5	59	58	D+
KAA.KR	Korean Air Lines	South Korea	Transportation	Transportation-Airline	8,400	38,767	5	35	61	C
KAW.KR	Korea Electric Power	South Korea	Utility	Utility-Electric Power	11,816	28,237	3	7	42	D
ACM.TW	Asia Cement	Taiwan	Basic Material	Bldg-Cement/Concrt/Ag	5,687	11,753	5	69	24	C-
FNN.TW	Foxconn Technology	Taiwan	Technology	Computer-Hardware/Perip	3,235	10,202	4	29	12	D-
PWM.TW	Pwrchpsm.Mnfg.	Taiwan	Technology	Elec-Semiconductor Equip	8,710	20,806	6	81	68	E
AIH.TW	Ase Technology Holding	Taiwan	Technology	Elec-Semiconductor Mfg	16,704	51,489	5	83	46	C+
POI.TW	Powertech Technology	Taiwan	Technology	Elec-Semiconductor Mfg	2,787	20,521	4	85	27	D-
TXC.TW	Txc	Taiwan	Technology	Elec-Semiconductor Mfg	1,141	26,977	4	91	40	C-
CBO.TW	Chipbond Tech.	Taiwan	Technology	Elec-Semiconductor Mfg	1,841	13,826	4	95	37	B-

Symbol	Name	Trading Country	Sector Name	Industry Group Name	Market Value, USD (Mil)	Avg Daily Dollar Vol (000), USD	Negative Alert Score, 10 Wks	EPS Rank	RS Rating	A/D Rating
ITQ.TW	Iteq	Taiwan	Technology	Elec-Semiconductor Mfg	1,805	17,651	4	88	22	D
WSN.TW	Win Semiconductors	Taiwan	Technology	Elec-Semiconductor Mfg	5,147	41,020	3	48	24	D+
HON.TW	Hon Hai Precn.Ind.	Taiwan	Technology	Electronic-Parts	52,838	96,252	4	58	17	E
PTTG.TH	Ptt Global Chemical	Thailand	Basic Material	Chemicals-Specialty	8,257	27,854	5	90	21	D+
SCQT.TH	Siam Cement	Thailand	Capital Equipment	Diversified Operations	14,050	33,558	5	51	19	D-
CAG.TH	Carabao Group	Thailand	Consumer Staple	Beverages-Non-Alcoholic	3,467	22,957	5	66	8	C
BPCT.TH	Banpu	Thailand	Energy	Energy-Coal	2,275	36,082	5	71	36	D+
POAR.TH	Ptt Oil And Retail Business	Thailand	Energy	Oil&Gas-Refining/Mktg	9,457	16,455	4	91	4	E
MUTH.TH	Muangthai Capital Ors	Thailand	Financial	Finance-Consumer Loans	3,771	12,580	3	79	12	B-
AIRT.TH	Airports Of Thailand	Thailand	Financial	Real Estate Dvlpmt/Ops	26,054	48,650	3	11	12	D-
BCHP.TH	Bangkok Chain Hospital	Thailand	Health Care	Medical-Hospitals	1,497	14,369	3	99	51	D-
BDME.TH	Bangkok Dusit Med.Svs.	Thailand	Health Care	Medical-Hospitals	10,687	18,349	3	77	29	D+
CRCP.TH	Central Retail Corporation	Thailand	Retail	Retail-Department Stores	5,839	11,251	6	17	16	E
MAKR.TH	Siam Makro	Thailand	Retail	Retail-Discount&Variety	12,785	14,108	6	72	16	E
RGRT.TH	Minor International	Thailand	Retail	Retail-Restaurants	4,539	16,008	7	49	16	D+
CPSE.TH	Cp All	Thailand	Retail	Retail-Super/Mini Mkts	15,709	42,706	5	32	10	D-
BGRR.TH	B Grimm Power	Thailand	Utility	Utility-Electric Power	3,072	14,212	4	79	7	C-
BIC.SA	Saudi Basic Industries	Saudi Arabia	Basic Material	Chemicals-Specialty	96,705	55,898	6	85	58	D
AOM.SA	Abdullah Al Othaim Mkts.	Saudi Arabia	Retail	Wholesale-Food	2,681	1,991	4	52	40	C-
AI1.SA	Arbn.Inet.&Comms. Svs.	Saudi Arabia	Technology	Computer-Tech Services	6,298	11,205	4	89	37	B
SEC.SA	Saudi Electricity	Saudi Arabia	Utility	Utility-Electric Power	27,916	22,763	6	72	58	D-

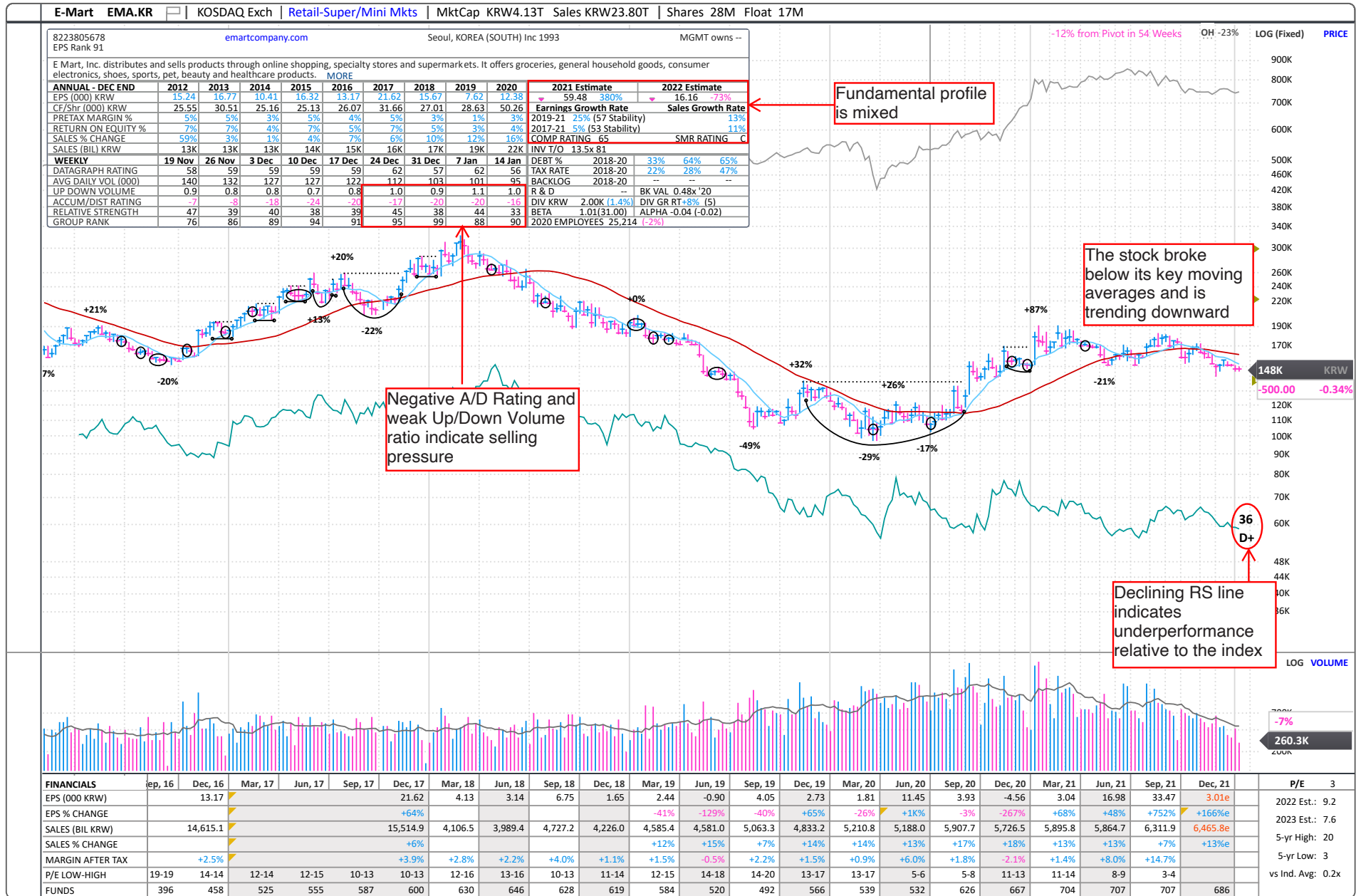
Emerging — Consumer Staple — Highlighted Laggard



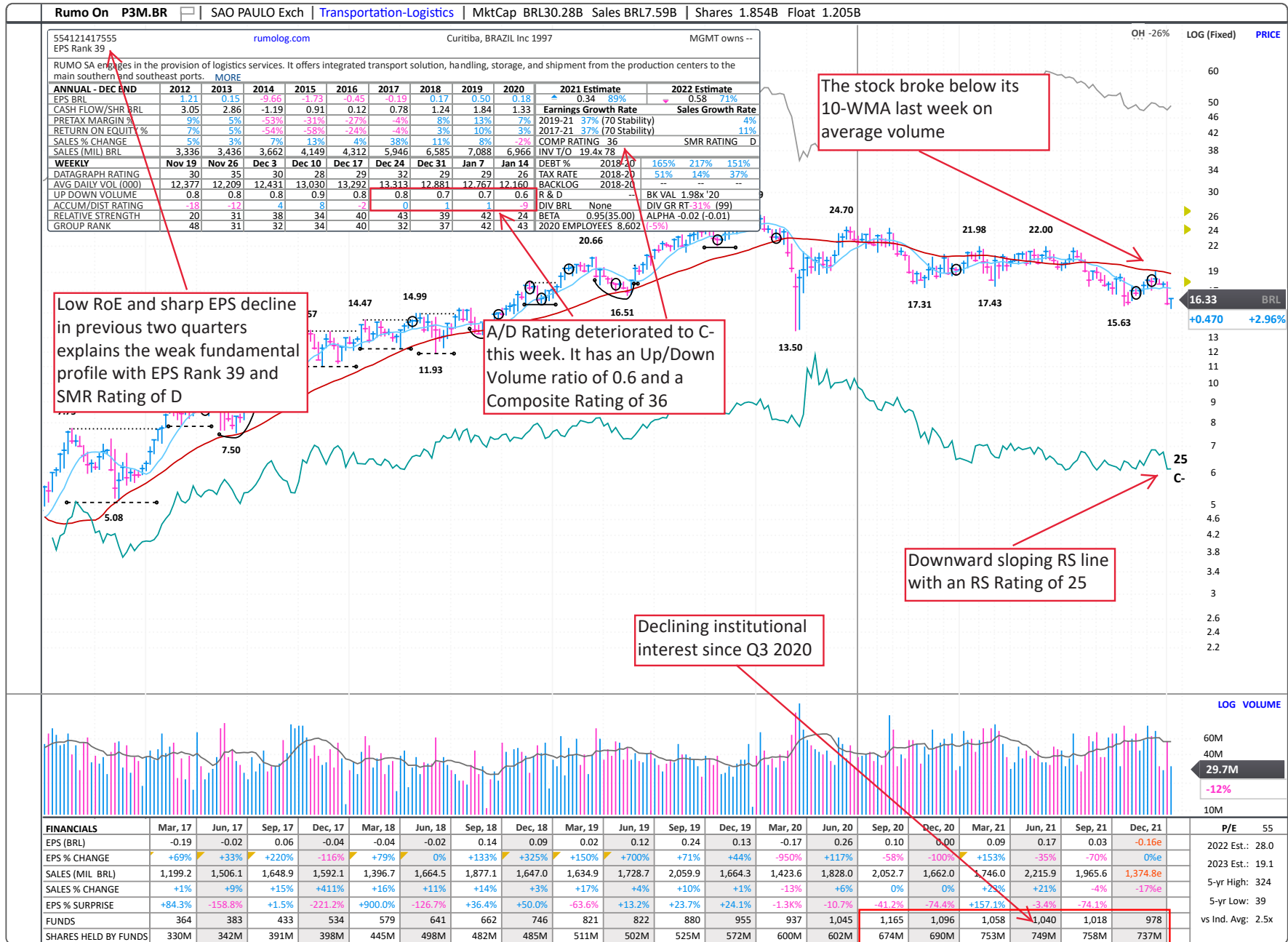
Emerging — Financial — Highlighted Laggard



Emerging — Retail — Highlighted Laggard



Emerging — Transportation — Highlighted Laggard



Disclaimer

William O'Neil + Co. Incorporated offers the world's leading institutional investment managers a distinct blend of quantitative, fundamental, and technical expertise in global stock buy-and-sell recommendations. Its core method profiles stocks displaying the characteristics of outperformance proven persistent over market history—drawn from the firm's industry-leading database.

William O'Neil + Co. Incorporated is an SEC Registered Investment Adviser. William O'Neil India Pvt Ltd Associates and William O'Neil Shanghai Pvt. Ltd. may develop research content on behalf of William O'Neil + Co. Our content should not be relied upon as the sole factor in determining whether to buy, sell, or hold a stock. For important information about reports, our business, and legal notices (including our Privacy Policy), please go to williamoneil.com/legal.

Limitations of Use of Stock Charts

Our content and stock charts, which provide certain current and historical information, should not be relied upon as the sole factor in determining whether to buy, sell, or hold a stock. The charts provide certain current and historical information, but are not a substitute for a comprehensive analysis of the individual stocks.

No Investment Banking

William O'Neil + Co. and its affiliates do not engage in investment banking and do not make a market in any securities. Neither William O'Neil + Co. nor any of its affiliates have, during the past 12 months, received any compensation from any of the companies discussed in this report. None of the companies discussed in this report are, or have been during the past 12 months, clients of William O'Neil + Co. or its affiliates.

Proprietary Positions

William O'Neil + Co. does not maintain proprietary positions in any securities. Employees of William O'Neil + Co. and its affiliates may now or in the future own positions in the companies discussed in this report. As of the end of the month immediately preceding the date of publication of such reports, none of such employees or affiliates beneficially owned 1% or more of the common equity securities of any of the companies discussed in this report.

© 2022, William O'Neil + Company, Inc. All rights reserved.

No part of this material may be copied or duplicated in any form by any means or redistributed without the prior written consent of William O'Neil + Co.